POK

FIREFIGHTING EQUIPMENT

We create with passion



1st manufacturer of firefighting equipment in France

ENGLISH

CATALOGUE













POK SAS - ZI les Guignons - 10400 Nogent-sur-Seine - FRANCE
Tel: +33 (0)3 25 39 84 78 - Fax: +33 (0)3 25 39 84 90 - Email: info@pok.fr - web: www.pok.fr

RCS : Troyes 90 B 279

Photographs, pictures and texts are not contractually binding.
The information presented in this catalogue is subject to change without notice.

Warning: POK reserves the right to take legal action against any company that intends to market, duplicate, modify and/or reproduce any POK good or mark without prior permission. POK will seek damages and compensation against any violator, at a minium for loss sustained, which will be claimed by way of justice.

Since the beginning 40 years ago, POK is still imagining, creating and manufacturing the finest firefighting materials available. Our deep-rooted passion for continuous improvement rocketed us to a number one ranking in France, in our industry. Today, we relentlessly push the envelope for ever-increasing performance in firefighting products.

Our moral commitment to the firefighters and community who depend on our products, motivates our creativity and unparalleled technical excellence. The result is this product line, which you will come to trust and rely on to do your job.

Our family business, created by my father, reinvests all of its profits. This commitment to invest in ourselves - in production tools, research and development, human resources, and external growth - has earned us the respect and satisfaction of clients in more than 100 countries worldwide.

Alexandra Grandpierre, PhD
Managing Director

Download an electronic version from our website www.pok.fr. Electronic files on our website are updated as new information becomes available and therefore will be more current than hard copy versions. You will also find certificates, approvals and technical documentation, as well as many videos demonstrating our equipment in use.

We sell our products through appointed distributors in many countries. This is an advantage for the end user as they are acquainted with local customs, often as a result of specific construction techniques of the assets requiring protection. Distributors have local knowledge of fire and rescue departments and can speak the language ensuring that as authorised service agents, they can maintain and service equipment correctly.

To find an authorized dealer near you, go to our website - www.pok.fr. However, you can contact us directly, in English, French, German, Spanish, Italian, Portugese, Russian, and at our office in Beijing, in Chinese.

The information, specifications and performances of the products are not contractual and can be changed at any time depending on technical and technological developments.











Hand nozzles
Page 9

Wildland equipment
Page 75

Monitors
Page 89

Outlet equipment
Page 159

Towable trailers
Page 191

Foam equipment
Page 203

Dividers, elbows, valves
Page 247

Pumps, fans, motors, strainers
Page 289

Hose reels, foam stations
Page 301

Control equipment
Page 337

Couplings, caps, gaskets
Page 341

Spanner wrenches
Page 393

Hoses, accessories and operation tools
Page 401

Annex
Page 425

Index by product

A

Adapter rings 378
Anchor 420
Anti-recoil elbows 65
Attack Basket 315
Axe to break doors 421

B

Backpack stirrup pump 81
B-druckventil 258
Branchpipes 71
Branchpipes - Low expansion foam 219
Branchpipes - Medium expansion foam 226
Branchpipes - Powder-foam 188
Branchpipes - Water 177
Branchpipes - Water-foam 180
Branchpipes - Water-foam, bi-flow rate, motorised 186
Branchpipes - Water-foam, in stainless steel 182
Branchpipes - Water-foam, motorised 184
Branchpipes - Water-foam, ultra short "POWER FOAM" 178

C

Chambers for flowmeters 340
Champagne cork 422
Collar for hoses 404
COMBIPOK 67
COMBIPOWDER 237
Compact storage hose reels 316
Control equipment 338
Control kit for hose reels 307
Couplings - A.P.I for vapor collection 385
Couplings - Barcelona (Spain) 373
Couplings - BSP threaded 376
Couplings - DSP and AR symmetric (France) 348
Couplings - Express 353
Couplings - For dry or water standpipes 317
Couplings - Gost (Russia) 374
Couplings - Guillemin symmetric (France) 342
Couplings - Hydrant couplings 352
Couplings - Instantaneous and BSRT (UK) 371
Couplings - International couplings 384
Couplings - Machino (Japan and China) 375
Couplings - NST-NH and NPSH (USA) 366
Couplings on flange 383
Couplings - Round thread GFR (France) 355
Couplings - Storz (China, Greece and Netherlands) 365
Couplings - Storz (Germany and USA) 360
Couplings - Tankwagen 359
Couplings - ULC Forestry Fire Hose (Canada) 370
Couplings - Ventilation couplings 358
Couplings - ''Ville de Paris'' 351
Cover for hose reels 307
Crimping accessories 408
Crimping ferrules 405
Crimping rings 406
Crow bar 421

D

DELUGE NOZZLE 174
DELUGE VALVE 257
Diffusers - Automatically regulated pressure 166
- AUTOKADOR 166
- MAXIMATIC 166
- TORNADOMATIC 166

Diffusers - Automatically regulated pressure, motorised 172
- AUTOKADOR 172

Diffusers - Fixed flow rate 162
- POKABRONZE 163
- POKADOR 162
- POKATAK 162
- POKINOR 162

Diffusers - Fixed flow rate, motorised 170
- POKADOR 170

Diffusers - Foam attachments 189
Diffusers - Selectable flow rate 164
- DEBIKADOR 164
- DEBIKA-INOX 165
- MAGIKADOR 164
- TURBOKADOR 164

Diffusers - Selectable flow rate, motorised 171
- DEBIKADOR 171

Diffusers - Self-educing 169
Diffusers - Self-educing, motorised 173
Discharge heads - Foam 246
Discharge heads - Water 174
Dividers 264
Dividers (2-way) with ball valves ''BIPOK'' 268
Dividers (2-way) with flywheel valves 275
Dividers (2-way) without shutoff 265
Dividers (3-way) with ball valves ''TRIPOK'' 271
Dividers (3-way) with flywheel valves 277
Dividers (3-way) without shutoff 267
Dividers (4-way) with ball valves ''QUADRIPOK'' 273
Dividers (5-way) with ball valves ''PENTAPOK'' 274
Dividers and Standpipes - Spare parts 279
Ducts for fire brigades 299

E

Eductors 204
- AROUND THE PUMP 210
- For hose reel 212
- In stainless steel 213
- Mini-eductors 211
- MIXY EDUCTOR 208
- PN40 211
- ULTRA-FOAM 205
- ULTRA-LIGHT 207

Eductors - Accessories 215
Eductors - High volume 217
Eductors - Powder 238
Elbows 287
Electric telescopic tube 145
European diffusers 306

F

Fans 297
Filters 293
Fire axe 420
Fire beater 312
Fire belt 422
Fire buckets 312
FIREBUSTER 81
Flanges 381
Flowmeters - Accessories 340
Flowmeters - Electronic 339
Flowmeters - Mechanical 338
Foam attachments 69 189
Foam chambers 243
Foam generators - Back-pressure 245
Foam generators - Fixed high expansion 242
Foam generators - Portable high expansion 239
Foam hose reels for vessels 330
Foam units - Mobile 232
Foam units - Portable 230

G

Gaskets 388
Grip appliances 416
Ground post 422

H

Hand nozzles - Accessories 67
Hand nozzles - Autoregulated with ball valve 34
- AUTOKADOR 35
- MAXIMATIC 35
- TORNADOMATIC 35

Hand nozzles - Autoregulated with slide valve 28
- LEGENDE 29

Hand nozzles - Colour options 46
Hand nozzles - Dual expansion foam 225
Hand nozzles - Dual pressure 12
- SLIDE-O-MATIC 13

Hand nozzles - Fixed flow rate 40
- POKADOR 41
- POKATAK 41
- POKINOR 41

Hand nozzles - Foam attachments 69
Hand nozzles - High pressure 51
- AQUASTAR 54
- CRIQUET 51
- DAMSTER 51
- I-POK 52
- I-POK S 52

POK France - ZI Les Guignons - 10400 Nogent-sur-Seine - FRANCE
Tel: +33 (0)3 25 39 84 78 - Fax: +33 (0)3 25 39 84 90 - Email: export@pok.fr - Web: www.pok.fr

- LADYPOK 53
- OPTIMAL NOZZLE 53

Hand nozzles - Long range water and powder 236
Hand nozzles - Low expansion foam 223
- DUAL-USE 223
- EDUPOK 223

Hand nozzles - Marine type - Fixed flow rate 47
- POKABRONZE 47

Hand nozzles - Marine type - Selectable flow rate 48
- TURBOKABRONZE 48
- TURBOKADOR 49

Hand nozzles - Medium expansion foam 229
Hand nozzles - Pok foam ''QST'' 233
Hand nozzles - Powder 238
Hand nozzles - Powder CRI-CRI 238
Hand nozzles - Powder-foam 237
Hand nozzles - Selectable flow rate 15
- DEBIKADOR 17
- DEBOLITE 16
- MAGIKADOR 17
- MAGILITE 16
- TURBOKADOR 17
- TURBOLITE 16

Hand nozzles - Specific use
- "BELIER" nozzle 57
- BLACK GUN 55
- "CHIMNEY" nozzle 60
- CHINAJET 12 56
- FLASH 56
- "FOG APPLICATION" nozzle 59
- GALAXIE 55
- "GERICO" nozzle 61
- ''PISTOLET'' nozzle 56

Hand nozzles - Wildland 76
- DEBIKADOR 76
- MAGIKADOR 76
- ROBATFLAM 77
- TURBOKADOR 76

Hand nozzle - VICTORY 54
HANDY-FOAM 230
Hook 420
Horn fire axe 312
Hose bridges 410
Hose guides for hose reels 323
Hose guides for hose reels in stainless steel 326
Hose holder 313
Hose puller 410
Hose reels - Accessories 307
Hose reels conform to norm EN 671-1 302
Hose reels conform to norm NF S 61-522 319
Hose reels - Fixed in stainless steel 325
Hose reels - Foam adaptation kit 310
Hose reels - Mobile 327
Hose reels - Rewinders and compact ones 316
Hose reels - Swinging rotating in stainless steel 308
Hose reels - With foam extension 311
Hoses 402
Hoses accessories 410
Hydrants 335
Hydraulic actuator 129
Hydro-ejectors 296

I

Identification plates 387

K

Keyser elbows and valves 286
KOMANDO 85

L

Ladders 418

M

Maintenance kit for hose reels 307
Mehrzweckstrahlrohre 74
Metering devices 215
Mobile eductor 296
Monitors - Attachments 129
Monitors - Manual in aluminium alloy 92
Monitors - Manual in bronze 119
Monitors - Manual in stainless steel 122
Monitors - Motorised in aluminium alloy 141
Monitors - Motorised in bronze 152
Monitors - Motorised in stainless steel 154
Monitors - Remote control systems 134
Mounting support for hose reels 307

N

Non-return valves 260
Non-return valves - Wildland 87
Nozzle shutoffs (DMA - DMB) 73
Nozzles - Petrol industry 74

O

Operating handle 279

P

Pick-up tubes 216
POKET WYE 84
Pressure regulators 423

R

Repair tools 407
Rewinder 316
Ropes 413

S

Sandbox 313
Schlauchanschlussarmatur & Schlauchanschlußventil 259
Self-educing attachments 218
Self-educing ''QST'' 235
Sewer cylinders 421
Shovel 312
Shutoffs - Wildland 82
Shutoffs without pistol grip 62
Shutoffs with pistol grip 63
Siameses - Clappered 261
Signs 407
Smooth bore tips 72
Standpipes 281
Standpipes - Spare parts 283
Stirrup pump 419
Storage cabinet for hose reels 313
Strainers 290
Strainers - Accessories 292
Stream shapers 176
Supports for hose folding 314
Swivel couplings 387
Swivel elbows 68

T

Telescopic tube 111
Tips - Stacked and "gigogne" 175
Tips - Wildland 78
Tools 420
Tools and equipment mounts 417
Towable foam units 198
Towable remote controlled monitors 192
TRANSPOK 340
Transport accessories 414
Tripod stands 130
Trolley - Signaling trolley 423
Turbo-motors 294
Turbo-pumps 295

V

Valve heads 279
Valves 254
Valves - Full waterway "MONOPOK" 250
Visualisers 387

W

Waterwall nozzles 64
Waterwall nozzles - Wildland 87
Wheels with square 279
Window breaker 420
Wrenches and storage brackets for US couplings 400
Wrenches - Multipurpose spanner wrenches 396
Wrenches - Spanner wrenches 394
Wrenches - Various wrenches 398
Wyes 83
Wyes - Gated 2-way 84
Wyes - Gated 3-way 85
Wyes - Spare parts 86

POK SAS is certified

ISO 9001:2008
and
ISO 14001:2009 + Cor 1:2009



POK France - ZI Les Guignons - 10400 Nogent-sur-Seine - FRANCE
Tel: +33 (0)3 25 39 84 78 - Fax: +33 (0)3 25 39 84 90 - Email: export@pok.fr - Web: www.pok.fr





Hand nozzles

Hand nozzles at a glance 10
Hand nozzles - Dual pressure 12
Hand nozzles - Selectable flow rate 15
Hand nozzle "Victory" 27
Hand nozzles - Autoregulated with slide valve 28
Hand nozzles - Autoregulated with ball valve 34
Hand nozzles - Fixed flow rate 40
Hand nozzles - Colour options 46
Hand nozzles - Marine type - Fixed flow rate 47
Hand nozzles - Marine type - Selectable flow rate 48
Hand nozzles - High pressure 51
Hand nozzles - Specific use 55
Shutoffs without pistol grip 62
Shutoffs with pistol grip 63
Waterwall nozzles 64
Anti-recoil elbows 65
Hand nozzles - Accessories 67
Hand nozzles - Foam attachments 69
Branchpipes 71
Smooth bore tips 72
Nozzle shutoffs (DMA - DMB) 73
Mehrzweckstrahlrohre 74
Nozzles - Petrol industry 74

English catalogue - Rev F - 01/2017 - Illustrations are only informative

Hand nozzles at a glance

Our nozzles, monitors, foam equipments, dividers can be equipped with all types of couplings existing all over the world and manufactured by POK using the the best materials.



	Slide-o-matic	Magilite - Debolite Turbolite	Magikador - Debikador Turbokador	Victory	Legende 400/500 standard	Legende for electrical fires	Legende with combined stream patterns	Legende 600/1000	Tornadomatic Autokador - Maximatic	Pokador - Pokatak Pokinor	Pokabronze	Turbokabronze	Turbokador 500 for electrical fires - marine type	Turbokador 500	Turbokador 500 for electrical fires	Criquet	Damster
Flow rate (lpm)	600 1000	150	150 500 750 1000	250	400 500	400 500	475 750	600 1000	150 500 750 1000	150 500 750 1000	500 1000	500	500	500	500	150	150
Flow rate (GPM)	200 300	40	95 125 200 250 350								95 125	95					
Working pressure (bar)	6	6	6	7	6-7	5 - 7	7	6	6 - 7	6	6		6	6	6	20	20
Working pressure (PSI)	100	100	100								100	100					
Maximum working pressure (bar)	16	16	16	16	16	16	16	16	16	16	16	16	16	16	16	40	40
Horizontal range (m)																	
Vertical range (m)																	
Pressure regulation	•				•	•	•	•	•								
Flow rate adjustment		•	•	•								•	•	•	•		•
Stream pattern adjustment	•	•	•		•	•	•	•	•	•	•	•	•	•	•	•	•
Stream type	0 30° 130°	0 30° 130°	0 30° 130°	0	0 30° 130°	0 30° 130°	0 30° 130°	0 30° 130°	0 30° 110°	0 30° 110°	0 30° 110°	0 30° 110°	0 30° 130°	0 30° 130°	0 30° 130°	0 30° 130°	0 30° 130°
Material	Alu	Alu	Alu	Alu	Alu	Alu	Alu	Alu	Alu	Alu	Bronze	Bronze	Inox Alu ou Br	Inox Alu	Inox Alu	Alu	Alu
Hard anodisation	•	•	•	•	•	(•)	(•)		•	•				•	•	•	•
Polyester coating						(•)	(•)	•									
Electrical fire						•							•		•		
Inlet swivel coupling	•	•	•	•	•	•	•	•	•	•	•	•	•	•	•	•	•
Shutoff with ball valve		•	•	•					•	•	•	•	•	•	•		
Shutoff with slide valve	•				•	•	•	•								•	•
Flush	•	•	•		•	•	•	•	•	•	•	•	•	•			•
ECO body	•	•	(•)			(•)	(•)	•									
Moulded teeth	•	•	•		•	•	•	•	•	•	•					•	•
Cut teeth	•	•	•					•	•	•							
Spinning teeth	•	•	•					•	•	•		•	•	•	•		
Smooth head																	
Pistol grip double	(•)		(•)					(•)	(•)	(•)							
OPTIONS	BF MF	BF MF CO	BF MF		BF MF	BF MF	BF MF	BF MF	BF MF	BF MF	BF MF	BF MF	BF MF	BF MF	BF MF	CO S	CO
Bumper guard colours				•		•					•	•	•	•	•	•	
Page	13-14	16	17-26	27	29	30	31	32-33	35-39	41-45	47	48	49	50	50	51	51

Options: **BF -** Low expansion foam attachment, **MF -** Medium expansion foam attachment, **S -** Carrying strap **CO -** Orientable elbow
(•): Depending on reference

POK France - ZI Les Guignons - 10400 Nogent-sur-Seine - FRANCE
Tel: +33 (0)3 25 39 84 78 - Fax: +33 (0)3 25 39 84 90 - Email: export@pok.fr - Web: www.pok.fr

Hand nozzles at a glance



	I-POK	I-POK S	Optimal Nozzle	LadyPOK	Aquastar	Black gun	Galaxie	Chinajet 12	Flash	Hand nozzle "Pistolet"	"Belier" nozzle	Fog application nozzle	"Chimney" nozzle	"Gerico" nozzle	Shutoff	Waterwall nozzle	Elbows & accessories	Branchpipes & nozzles shutoffs
Flow rate (lpm)	150 400	150	240	100	50 110 180	50 150 230	480	720	100 240 400	100	460		25	640		300 500 1200		
Flow rate (GPM)																		
Working pressure (bar)	6 - 20	20	20	20	20	6	6	6	6	6	6	6	6	6		6	6	
Working pressure (PSI)																		
Max. working pressure	40	40	40	40	40	16	16	16	16	16	16	16	16	16	16	16	16	
H. range (m)																		
V. range (m)																		
Pressure regulation																		
Flow rate adjustment	•	•	•	•	•	•	•	•		•								
S. pattern adjustment	•	•	•	•	•	•	•	•	•	•								
Stream type	0 30° 130°	0 30° 130°	35° 55°	0 30° 130°	0 30° 130°	0 30° 130°	0 30° 130°	0 30° 130°	0 30° 130°	0 30° 130°			60°			180°		
Material	Alu	Alu	Alu	Alu	Alu Inox	Alu	Alu	Alu	Alu	Alu	Inox	Alu Inox	Alu	Inox	Alu Bronze	Alu Inox	Alu	
Hard anodisation					•	•							•		(•)		(•)	
Polyester coating	•	•	•	•			•	•	•	•					(•)	(•)	(•)	
Electrical fire																		
Inlet swivel coupling	•	•	•	•	•	•	•	•	•	•			•					
Shutoff with ball valve					•		•	•	•				•					
Shutoff with slide valve	•	•	•	•		•				•								
Flush	•	•		•	•	•	•											
ECO body								•	•									
Moulded teeth	•	•						•		•								
Cut teeth																		
Spinning teeth				•	•	•	•											
Smooth head			•						•									
Pistol grip double															(•)			
OPTIONS	CO S	CO S	CO S	S						S								
Bumper guard colours				•					•	•								
Page	52	52	53	53	54	55	55	56	56	56	57	59	60	61	62-63	64	65-70	71-74

Options: **BF -** Low expansion foam attachment, **MF -** Medium expansion foam attachment, **S -** Carrying strap **CO -** Orientable elbow
(•): Depending on reference

Shutoff handle with polyurethane protection. Shutoff with slide valve, with indexing of the positions at 20%, 40%, 60%, 80% and 100 % of the flow rate when pushed fully to the stop position.

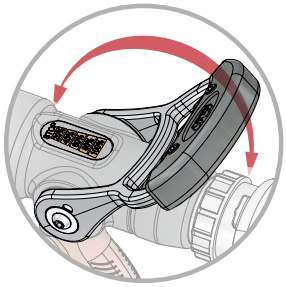

Swivel inlet coupling conform to international norms

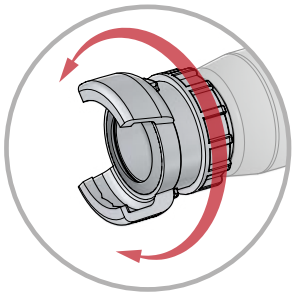

Conform to norm EN 15182-2



Selection ring to operate the nozzle at 6 or 3 bar while keeping the same flow rate in maximum open position of the shutoff. FLUSH position obtained on full stop limit of the selection ring.

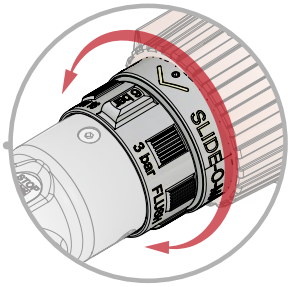

Bumper guard with tactile markings indicating the shape of the stream pattern.
3 stream patterns positions: straight jet, flashover (30°), wide angle spray (130°)

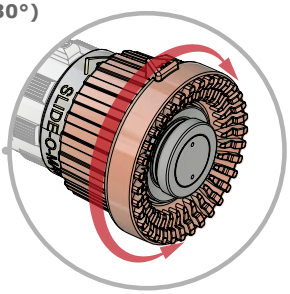

TECHNICAL CHARACTERISTICS

• **Flow adjustment** is accomplished by operating the shutoff handle from the closed to the fully open position passing through the **four intermediate settings** corresponding to 20% of the maximum flow rate for the first setting, 40% of the maximum flow rate for the second, 60% of the maximum flow rate for the third and 80% of maximum flow rate for the fourth.

• A **selection ring** allows the user to operate the nozzle at a pressure of **6 bar** (87 psi), or at 3 bar (44 psi) while maintaining the same flow rate in the maximum position. This ring also has a third position marked **PURGE or FLUSH** which permits the removal of particles which could interfere with the proper hydraulic operation of the nozzle.

• **Selectable stream pattern:** a continuous rotation of the head ring allows the user to progress from a **straight stream** to a **narrow spray of 32°** called "Flashover", to a full **fog diffusion cone of 130°** forming a wall of water. **Tactile and visual indicators** permit the user to know the type of stream even in total darkness and while wearing firefighting gloves conforming to EN 659.

• **Swivel inlet connection**.

• Functions under nominal pressure **PN16**.

• **Aluminium alloy adjustable flow rate with robust shutoff handle**, piston, screws and bolts in stainless steel.

CURVES FLOW RATE/PRESSURE - For the 600 lpm version

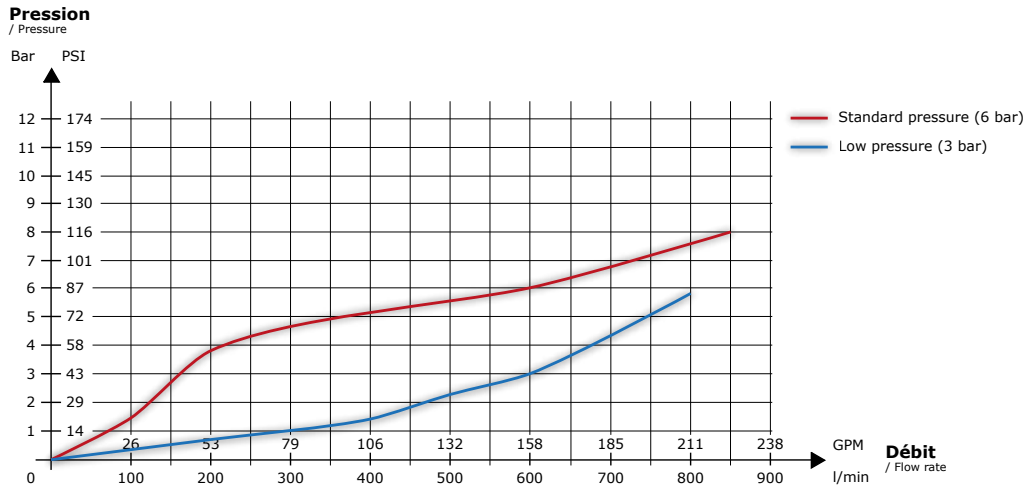

CONSTRUCTION

• **Aluminium alloy** construction, AGS T5, new titrated alloy, extremely light.

• Resistant to mechanical shock and chemical attack with **50µm hard anodisation**.

• The head is protected with a **polyurethane bumper guard**. This elastomer does not melt under heat, is an excellent insulator which allows the user to work under high heat conditions without burning and does not stick to the fingers in low temperatures.

• Ergonomic, anti-slip polyurethane pistol grip.

• Pins and screws in stainless steel.

POK France - ZI Les Guignons - 10400 Nogent-sur-Seine - FRANCE
Tel: +33 (0)3 25 39 84 78 - Fax: +33 (0)3 25 39 84 90 - Email: export@pok.fr - Web: www.pok.fr

Hand nozzles - Dual pressure



Our "Slide-O-Matic" nozzle range with dual automatically regulated pressure is equipped with a selection ring for operating at 3 or 6 bar, without stopping the flow, by simply rotating the ring.
The different flow rates are selectable through an axial valve.
The head ring with tactile markings allows the selection of the different stream patterns (straight jet, flashover and wide angle spray).



Maximum working pressure: PN16
Shutoff: with slide valve
Opening: by operating handle
Flush position: YES
Pressure regulation: from 200 to 600 lpm
Material: aluminium alloy
Surface treatment: hard anodisation
Body type: moulded
Pistol grip: one

Options: low expansion foam attachment, medium expansion foam attachment.

Bumper guard colours:

Conform to norm EN 15182-2

Slide-O-Matic 600 - moulded rubber teeth

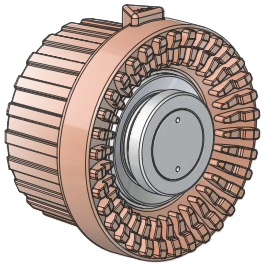

Inlet	Flow rate	Working pressure	Dimensions (mm)	Weight (kg)	Ref.
DSP DN40	600 lpm	3/6 bar	349 x 258 x 126	3,2	**27265**
Swivel 1.5'' NST-NH female	150 GPM	50/100 PSI	304 x 258 x 126	3,1	**27655**

Slide-O-Matic 600 - teeth cut in aluminium alloy

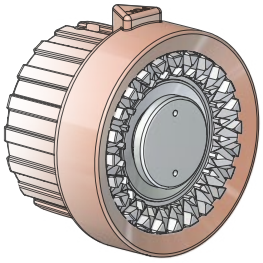

Inlet	Flow rate	Working pressure	Dimensions (mm)	Weight (kg)	Ref.
DSP DN40	600 lpm	3/6 bar	349 x 258 x 126	3,2	**29113**
Swivel 1.5'' NST-NH female	150 GPM	50/100 PSI	304 x 258 x 126	3,1	**29285**

Slide-O-Matic 600 - spinning teeth

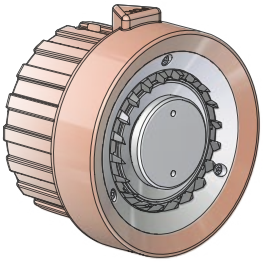

Inlet	Flow rate	Working pressure	Dimensions (mm)	Weight (kg)	Ref.
DSP DN40	600 lpm	3/6 bar	349 x 258 x 126	3,2	**29100**
Swivel 1.5'' NST-NH female	150 GPM	50/100 PSI	304 x 258 x 126	3,1	**29281**



Our "Slide-O-Matic" nozzle range with dual automatically regulated pressure is equipped with a selection ring for operating at 3 or 6 bar, without stopping the flow, by simply rotating the ring.
The different flow rates are selectable through an axial valve.
The head ring with tactile markings allows the selection of the different stream patterns (straight jet, flashover and wide angle spray)

Maximum working pressure: PN16
Shutoff: with slide valve
Opening: by operating handle
Flush position: YES
Pressure regulation: from 400 to 1000 lpm
Material: aluminium alloy
Surface treatment: hard anodisation
Body type: moulded
Pistol grip: double

Options: low expansion foam attachment, medium expansion foam attachment.

Bumper guard colours:



Slide-O-Matic 1000

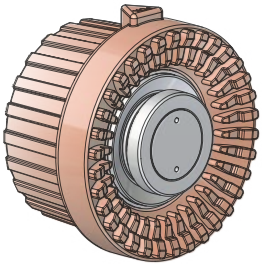

Inlet	Flow rate	Working pressure	Dimensions (mm)	Weight (kg)	Ref.
DSP DN65	1000 lpm	3/6 bar	450 x 312 x 167	4,8	**27621**
2.5'' NST-NH female swivel	300 GPM	50/100 PSI	429 x 312 x 167	4,8	**27660**



POK France - ZI Les Guignons - 10400 Nogent-sur-Seine - FRANCE
Tel: +33 (0)3 25 39 84 78 - Fax: +33 (0)3 25 39 84 90 - Email: export@pok.fr - Web: www.pok.fr

Hand nozzles - Selectable flow rate

Operating handle with protective grip in polyurethane. Ball valve shutoff, quick and progressive opening and closure.

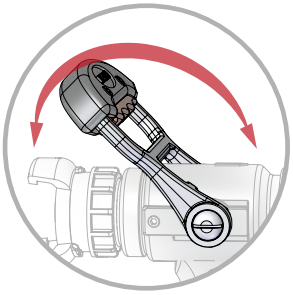

Conform to norm EN 15182-2



Flow rate ring to select flow rates at a reference pressure of 6 bar and ending with the FLUSH position. The raised lug indicates the highest flow rate.

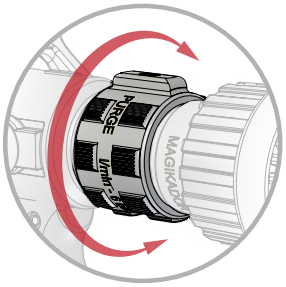

Swivel inlet coupling conform to international norms

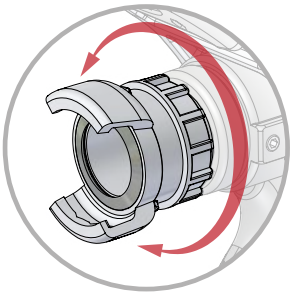

The anti-shock bumper guard in polyurethane has tactile markings to indicate the stream pattern.
3 stream patterns positions: straight jet, flashover (30°), wide angle spray (130°)

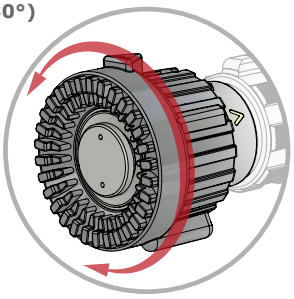

TECHNICAL CHARACTERISTICS

• The flow rate and flush is adjusted by rotating the **flow rate adjustment ring**. The available flow rates are engraved on the ring. By rotating the ring to the desired setting, the flow rate will be set to this value at the **6 bar** (**87psi**) reference pressure. A tactile indicator permits the user to know the flow setting even in total darkness and while wearing firefighting gloves (**conform to EN 659**).
• This ring has a position marked **PURGE or FLUSH** which permits the removal of particles which could interfere with the proper hydraulic operation of the nozzle.
• **Selectable stream pattern:** a continuous rotation of the head ring allows the user to progress from a **straight stream** to a **narrow spray** also called "Flashover", to a full **fog diffusion cone of 130°** forming a wall of water. **Tactile and visual indicators** permit the user to know the type of stream even in total darkness and while wearing firefighting gloves.
• **Swivel inlet connection**.
• **Protection filter** protects against pebbles at the inlet connection.
• Functions under nominal pressure **PN16**.
• Quick On/Off Shutoff valve.

CURVES FLOW RATE/PRESSURE - For the 500 lpm version

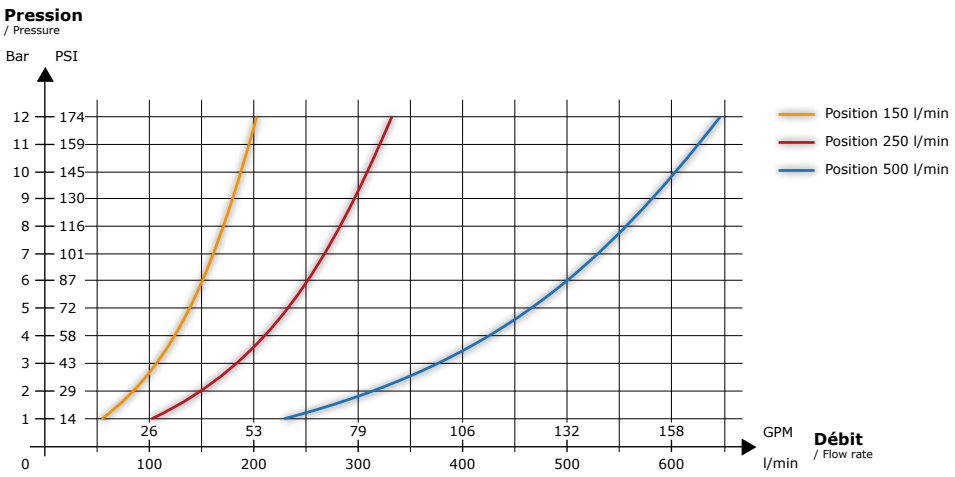

CONSTRUCTION

• **Aluminium alloy** construction, AGS T5, new titrated alloy, extremely light.
• Resistant to mechanical shock and chemical attack with **50µm hard anodisation**.
• The head is protected with a **polyurethane bumper guard**. This elastomer does not melt under heat, is an excellent insulator which allows the user to work under high heat conditions without burning and does not stick to the fingers in low temperatures.
• Ergonomic, anti-slip polyurethane pistol grip.
• Pins and screws in stainless steel.

Hand nozzles - Selectable flow rate



Our family of selectable flow rate nozzles exists in 2 versions "lite" and "kador". The "lite" version is lighter and more economical.
The calibrated flow rates are easily selectable through an indexed ring. The raised lug indicates the highest flow rate. The head ring with tactile markings allows to select from several stream patterns (straight jet, flash over and wide angle spray).
This family of nozzles comes with three possibilities of tips:
Turbo (with spinning teeth), Debi (teeth cut in aluminium alloy) and Magi (moulded rubber teeth).

Maximum working pressure: PN16
Shutoff: ball valve
Opening: by operating handle
Flush position: YES
Material: aluminium alloy
Surface treatment: hard anodisation
Body type: moulded
Pistol grip: one

Options: low expansion foam attachment, medium expansion foam attachment pour têtes cylindriques.

Bumper guard colours:

Conform to norm EN 15182-2



Magilite

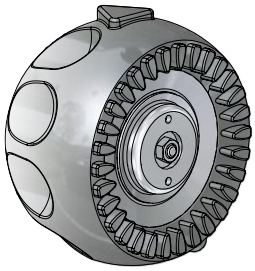

Inlet	Flow rate	Working pressure	Dimensions (mm)	Weight (kg)	Ref.
GFR DN20 female	40-75-100-150 lpm	6 bar	260 x 224 x 95	1,4	**18364**
1" NST-NH female	10-20-25-40 GPM	100 PSI	260 x 224 x 95	1,4	**18375**
1" BSP female	20-50-100-150 lpm	6 bar	260 x 224 x 95	1,4	**28596**

Debolite

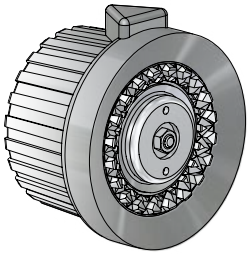

Inlet	Flow rate	Working pressure	Dimensions (mm)	Weight (kg)	Ref.
GFR DN20 female	40-75-100-150 lpm	6 bar	260 x 224 x 95	1,4	**18357**
1" NST-NH female	10-20-25-40 GPM	100 PSI	260 x 224 x 95	1,4	**18373**
1" BSP female	20-50-100-150 lpm	6 bar	260 x 224 x 95	1,4	**28597**

Turbolite

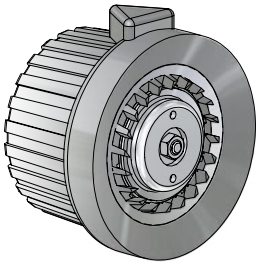

Inlet	Flow rate	Working pressure	Dimensions (mm)	Weight (kg)	Ref.
GFR DN20 female	40-75-100-150 lpm	6 bar	260 x 224 x 95	1,4	**18350**
1" NST-NH female	10-20-25-40 GPM	100 PSI	260 x 224 x 95	1,4	**18371**
1" BSP female	20-50-100-150 lpm	6 bar	260 x 224 x 95	1,4	**28598**

POK France - ZI Les Guignons - 10400 Nogent-sur-Seine - FRANCE
Tel: +33 (0)3 25 39 84 78 - Fax: +33 (0)3 25 39 84 90 - Email: export@pok.fr - Web: www.pok.fr

Hand nozzles - Selectable flow rate



Our family of selectable flow rate nozzles of 150 lpm exists in 2 versions "lite" and "kador". The calibrated flow rates are easily selectable through an indexed ring. The maximum flow rate is indicated by a raised lug.
The head ring with tactile markings allows to select from several stream patterns (straight jet, flash over and wide angle spray).
This family of nozzles comes with three possibilities of tips:
Turbo (with spinning teeth), Debi (teeth cut in aluminium alloy) and Magi (moulded rubber teeth).



Maximum working pressure: PN16
Shutoff: ball valve
Opening: by operating handle
Flush position: YES
Material: aluminium alloy
Surface treatment: hard anodisation
Body type: cut into bars
Pistol grip: one

Options: low expansion foam attachment, medium expansion foam attachment.

Bumper guard colours:

Conform to norm EN 15182-2

Magikador 150



Inlet	Flow rate	Working pressure	Dimensions (mm)	Weight (kg)	Ref.
GFR DN20 female	40-75-100-150 lpm	6 bar	279 x 266 x 126	2,000	**23160**
1" NST-NH female	10-20-25-40 GPM	100 PSI	279 x 266 x 126	2,000	**18400**
GFR DN20 female	20-50-100-150 lpm	6 bar	279 x 266 x 126	2,000	**28599**

Debikador 150

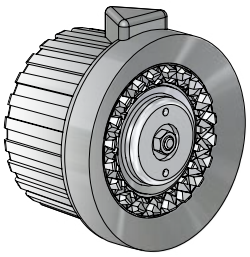

Inlet	Flow rate	Working pressure	Dimensions (mm)	Weight (kg)	Ref.
GFR DN20 female	40-75-100-150 lpm	6 bar	279 x 266 x 126	2,000	**08088**
1" NST-NH female	10-20-25-40 GPM	100 PSI	279 x 266 x 126	2,000	**13718**
GFR DN20 female	20-50-100-150 lpm	6 bar	279 x 266 x 126	2,000	**28600**

Turbokador 150

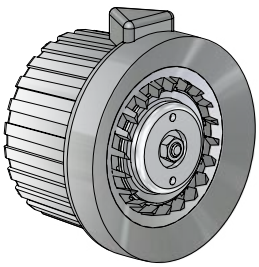

Inlet	Flow rate	Working pressure	Dimensions (mm)	Weight (kg)	Ref.
GFR DN20 female	40-75-100-150 lpm	6 bar	279 x 266 x 126	2,000	**00151**
1" NST-NH female	10-20-25-40 GPM	100 PSI	279 x 266 x 126	2,000	**02311**
GFR DN20 female	20-50-100-150 lpm	6 bar	279 x 266 x 126	2,000	**28601**

Hand nozzles - Selectable flow rate



Nozzles of 130 lpm with selectable flow rate conform to DIN 14367.
The calibrated flow rates are easily selectable through an indexed ring. The maximum flow rate is indicated by a raised lug. The stream patterns are changed by rotating the head ring with tactile markings (straight jet, flashover, wide angle spray).
This family of nozzles comes with two possibilities of tips:
Turbo (with spinning teeth) and Debi (teeth cut in aluminium alloy).



Maximum working pressure: PN16
Shutoff: ball valve
Opening: by operating handle
Flush position: YES
Material: aluminium alloy
Surface treatment: hard anodisation
Body type: cut into bars
Pistol grip: one

Options: low expansion foam attachment, medium expansion foam attachment.

Bumper guard colours:

Conform to norm DIN 14 367



Certificate TÜV
Number PVR 1/02

Debikador 130

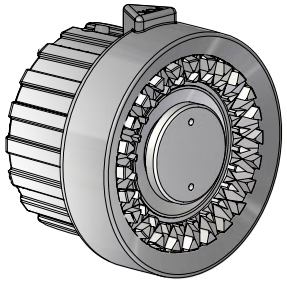

Inlet	Flow rate	Working pressure	Dimensions (mm)	Weight (kg)	Ref.
Storz C/52	25-50-80-130 lpm	6 bar	318 x 252 x 115	2,35	**13637**

Turbokador 130

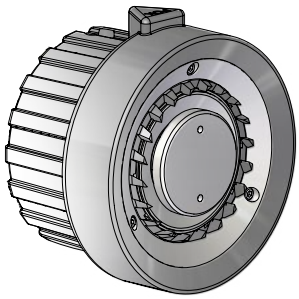

Inlet	Flow rate	Working pressure	Dimensions (mm)	Weight (kg)	Ref.
Storz C/52	25-50-80-130 lpm	6 bar	318 x 252 x 115	2,35	**13181**



POK France - ZI Les Guignons - 10400 Nogent-sur-Seine - FRANCE
Tel: +33 (0)3 25 39 84 78 - Fax: +33 (0)3 25 39 84 90 - Email: export@pok.fr - Web: www.pok.fr

Hand nozzles - Selectable flow rate



Nozzles of 400 lpm with selectable flow rate conform to DIN 14367.
The calibrated flow rates are easily selectable through an indexed ring. The maximum flow rate is indicated by a raised lug. The stream patterns are changed by rotating the head ring with tactile markings (straight jet, flashover, wide angle spray).
This family of nozzles comes with three possibilities of tips: Debi (teeth cut in aluminium alloy), Magi (moulded rubber teeth) and Turbo (spinning teeth).



Maximum working pressure: PN16
Shutoff: ball valve
Opening: by operating handle
Flush position: YES
Material: aluminium alloy
Surface treatment: hard anodisation
Body type: cut into bars
Pistol grip: one

Options: low expansion foam attachment, medium expansion foam attachment.

Bumper guard colours:

Conform to norm DIN 14 367



Certificate TÜV
Number PVR 1/02

Magikador 400

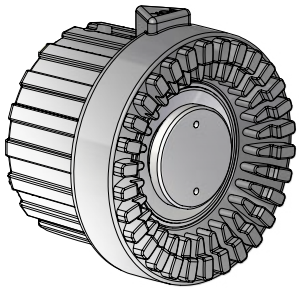

Inlet	Flow rate	Working pressure	Dimensions (mm)	Weight (kg)	Ref.
Storz 38	60-130-250-400 lpm	6 bar			**16048.38**
1.5" BSP female	60-130-250-400 lpm	6 bar			**16048.400**

Debikador 400

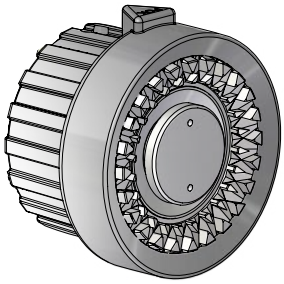

Inlet	Flow rate	Working pressure	Dimensions (mm)	Weight (kg)	Ref.
Storz C/52	60-130-250-400 lpm	6 bar	253 x 252 x 115	2,9	**13641**

Turbokador 400

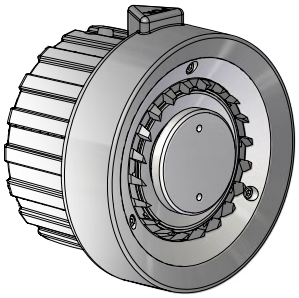

Inlet	Flow rate	Working pressure	Dimensions (mm)	Weight (kg)	Ref.
Storz C/52	60-130-250-400 lpm	6 bar	253 x 252 x 115	2,9	**13134**

Hand nozzles - Selectable flow rate



The selectable flow rate nozzles of 500 lpm are available in two versions. The "ECO" version uses a moulded aluminium alloy body.
The calibrated flow rates are easily selectable through an indexed ring. The maximum flow rate is indicated by a raised lug. The stream patterns are changed by rotating the head ring with tactile markings (straight jet, flashover, wide angle spray).
This family of nozzles comes with three possibilities of tips:
Turbo (with spinning teeth), Debi (teeth cut in aluminium alloy) and Magi (moulded rubber teeth).
These nozzles are used by a large number of firefighters across the globe.



Maximum working pressure: PN16
Shutoff: ball valve
Opening: by operating handle
Flush position: YES
Material: aluminium alloy
Surface treatment: hard anodisation
Body type: moulded
Pistol grip: one

Options: low expansion foam attachment, medium expansion foam attachment.

Bumper guard colours:

Conform to norm EN 15182-2



Russian Certificate | Polish Certificate | Czech Republic Certificate | Chinese Certificate

Magikador 500 - ECO

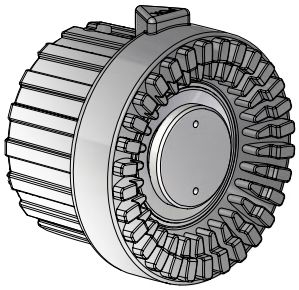

Inlet	Flow rate	Working pressure	Dimensions (mm)	Weight (kg)	Ref.
DSP DN40	150-250-500 lpm	6 bar	312 x 255 x 126	2,5	**24981.DSP40**
DSP DN40	115-230 lpm	6 bar	312 x 255 x 126	2,5	**28606**
DSP DN40	150-250 lpm	6 bar	312 x 255 x 126	2,5	**28612**
DSP DN40	150-500 lpm	6 bar	312 x 255 x 126	2,5	**28616**
DSP DN40	60-130-235 lpm	6 bar	312 x 255 x 126	2,5	**28622**
DSP DN40	100-200-300 lpm	6 bar	312 x 255 x 126	2,5	**28628**
DSP DN40	200-350-500 lpm	6 bar	312 x 255 x 126	2,5	**28634**
DSP DN40	60-120-180-240 lpm	6 bar	312 x 255 x 126	2,5	**28640**
DSP DN40	150-250-350-500 lpm	6 bar	312 x 255 x 126	2,5	**28646**
1.5" NST-NH female	30-60-95 GPM	100 PSI	290 x 255 x 126	2,44	**28651**
1.5" NST-NH female	60-95-125 GPM	100 PSI	290 x 255 x 126	2,44	**28654**
1.5" NST-NH female	30-60-95-125 GPM	100 PSI	290 x 255 x 126	2,44	**28657**
1.5" NST-NH female	40-60-95-125 GPM	100 PSI	290 x 255 x 126	2,44	**28660**

Debikador 500 - ECO

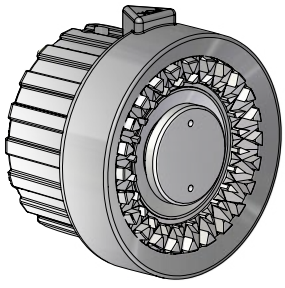

Inlet	Flow rate	Working pressure	Dimensions (mm)	Weight (kg)	Ref.
DSP DN40	150-250-500 lpm	6 bar	312 x 255 x 126	2,5	**22901**
DSP DN40	115-230 lpm	6 bar	312 x 255 x 126	2,5	**28608**
DSP DN40	150-250 lpm	6 bar	312 x 255 x 126	2,5	**28613**
DSP DN40	150-500 lpm	6 bar	312 x 255 x 126	2,5	**28618**
DSP DN40	60-130-235 lpm	6 bar	312 x 255 x 126	2,5	**28624**
DSP DN40	100-200-300 lpm	6 bar	312 x 255 x 126	2,5	**28630**
DSP DN40	200-350-500 lpm	6 bar	312 x 255 x 126	2,5	**28636**
DSP DN40	60-120-180-240 lpm	6 bar	312 x 255 x 126	2,5	**28642**
DSP DN40	150-250-350-500 lpm	6 bar	312 x 255 x 126	2,5	**28648**
1.5" NST-NH female	30-60-95 GPM	100 PSI	290 x 255 x 126	2,5	**28652**
1.5" NST-NH female	60-95-125 GPM	100 PSI	290 x 255 x 126	2,5	**28655**
1.5" NST-NH female	30-60-95-125 GPM	100 PSI	290 x 255 x 126	2,44	**28658**
1.5" NST-NH female	40-60-95-125 GPM	100 PSI	290 x 255 x 126	2,44	**28661**

Turbokador 500 - ECO

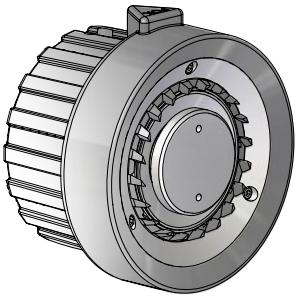

Inlet	Flow rate	Working pressure	Dimensions (mm)	Weight (kg)	Ref.
DSP DN40	115-230 lpm	6 bar	312 x 255 x 126	2,5	**28610**
DSP DN40	150-250 lpm	6 bar	312 x 255 x 126	2,5	**28614**
DSP DN40	150-500 lpm	6 bar	312 x 255 x 126	2,5	**28620**
DSP DN40	60-130-235 lpm	6 bar	312 x 255 x 126	2,5	**28626**
DSP DN40	100-200-300 lpm	6 bar	312 x 255 x 126	2,5	**28631**
DSP DN40	150-250-500 lpm	6 bar	312 x 255 x 126	2,5	**28632**
DSP DN40	200-350-500 lpm	6 bar	312 x 255 x 126	2,5	**28638**
DSP DN40	60-120-180-240 lpm	6 bar	312 x 255 x 126	2,5	**28644**
DSP DN40	150-250-350-500 lpm	6 bar	312 x 255 x 126	2,5	**28650**
1.5" NST-NH female	30-60-95 GPM	100 PSI	290 x 255 x 126	2,44	**28653**
1.5" NST-NH female	60-95-125 GPM	100 PSI	290 x 255 x 126	2,44	**28656**
1.5" NST-NH female	30-60-95-125 GPM	100 PSI	290 x 255 x 126	2,44	**28659**
1.5" NST-NH female	40-60-95-125 GPM	100 PSI	290 x 255 x 126	2,44	**28662**

POK France - ZI Les Guignons - 10400 Nogent-sur-Seine - FRANCE
Tel: +33 (0)3 25 39 84 78 - Fax: +33 (0)3 25 39 84 90 - Email: export@pok.fr - Web: www.pok.fr

Hand nozzles - Selectable flow rate



The selectable flow rate nozzles of 500 lpm are available in two versions: "ECO" and "Premium".
The calibrated flow rates are easily selectable through an indexed ring. The maximum flow rate is indicated by a raised lug. The stream patterns are changed by rotating the head ring with tactile markings (straight jet, flashover, wide angle spray).
This family of nozzles comes with three possibilities of tips: Turbo (with spinning teeth), Debi (teeth cut in aluminium alloy) and Magi (moulded rubber teeth).
These nozzles are used by a large number of firefighters across the globe.



Maximum working pressure: PN16
Shutoff: ball valve
Opening: by operating handle
Flush position: YES
Material: aluminium alloy
Surface treatment: hard anodisation
Body type: cut into bars
Pistol grip: one

Options: low expansion foam attachment, medium expansion foam attachment.

Bumper guard colours:

Conform to norm EN 15182-2


Russian Certificate


Polish Certificate


Czech Republic Certificate


Chinese Certificate

Magikador 500

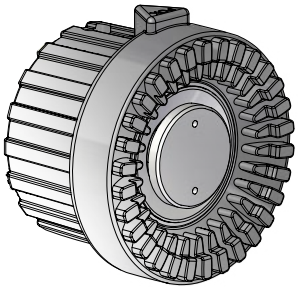

Inlet	Flow rate	Working pressure	Dimensions (mm)	Weight (kg)	Ref.
1.5" NST-NH female	30-60-95 GPM	100 PSI	290 x 266 x 126	2,44	**18458**
1.5" NST-NH female	30-60-95-125 GPM	100 PSI	290 x 266 x 126	2,44	**18459**
1.5" NST-NH female	40-60-95-125 GPM	100 PSI	290 x 266 x 126	2,44	**18486**
1.5" NST-NH female	60-95-125 GPM	100 PSI	290 x 266 x 126	2,44	**18487**
DSP DN40	150-250-500 lpm	6 bar	312 x 266 x 126	2,5	**22969**
DSP DN40	115-230 lpm	6 bar	312 x 266 x 126	2,5	**28605**
DSP DN40	150-250 lpm	6 bar	312 x 266 x 126	2,5	**28611**
DSP DN40	150-500 lpm	6 bar	312 x 266 x 126	2,5	**28615**
DSP DN40	60-130-235 lpm	6 bar	312 x 266 x 126	2,5	**28621**
DSP DN40	100-200-300 lpm	6 bar	312 x 266 x 126	2,5	**28627**
DSP DN40	200-350-500 lpm	6 bar	312 x 266 x 126	2,5	**28633**
DSP DN40	60-120-180-240 lpm	6 bar	312 x 266 x 126	2,5	**28639**
DSP DN40	150-250-350-500 lpm	6 bar	312 x 266 x 126	2,5	**28645**

Debikador 500

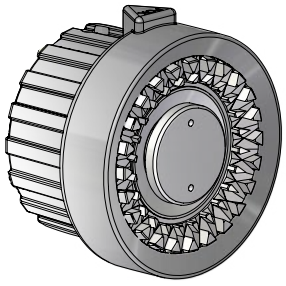

Inlet	Flow rate	Working pressure	Dimensions (mm)	Weight (kg)	Ref.
1.5" NST-NH female	30-60-95 GPM	100 PSI	290 x 266 x 126	2,44	**13720**
1.5" NST-NH female	60-95-125 GPM	100 PSI	290 x 266 x 126	2,44	**13721**
1.5" NST-NH female	30-60-95-125 GPM	100 PSI	290 x 266 x 126	2,44	**13722**
1.5" NST-NH female	40-60-95-125 GPM	100 PSI	290 x 266 x 126	2,44	**18485**
DSP DN40	150-250 lpm	6 bar	312 x 266 x 126	2,5	**18992**
DSP DN40	150-250-500 lpm	6 bar	312 x 266 x 126	2,5	**22466**
DSP DN40	115-230 lpm	6 bar	312 x 266 x 126	2,5	**28607**
DSP DN40	150-500 lpm	6 bar	312 x 266 x 126	2,5	**28617**
DSP DN40	60-130-235 lpm	6 bar	312 x 266 x 126	2,5	**28623**
DSP DN40	100-200-300 lpm	6 bar	312 x 266 x 126	2,5	**28629**
DSP DN40	200-350-500 lpm	6 bar	312 x 266 x 126	2,5	**28635**
DSP DN40	60-120-180-240 lpm	6 bar	312 x 266 x 126	2,5	**28641**
DSP DN40	150-250-350-500 lpm	6 bar	312 x 266 x 126	2,5	**28647**

Turbokador 500



Inlet	Flow rate	Working pressure	Dimensions (mm)	Weight (kg)	Ref.
1.5" NST-NH female	40-60-95-125 GPM	100 PSI	290 x 266 x 126	2,44	**08349**
1.5" NST-NH female	30-60-95-125 GPM	100 PSI	290 x 266 x 126	2,44	**08370**
1.5" NST-NH female	30-60-95 GPM	100 PSI	290 x 266 x 126	2,44	**09891**
1.5" NST-NH female	60-95-125 GPM	100 PSI	290 x 266 x 126	2,44	**09892**
DSP DN40	100-200-300 lpm	6 bar	312 x 266 x 126	2,5	**16219**
DSP DN40	150-250 lpm	6 bar	312 x 266 x 126	2,5	**16640**
DSP DN40	150-250-500 lpm	6 bar	312 x 266 x 126	2,5	**25217**
DSP DN40	115-230 lpm	6 bar	312 x 266 x 126	2,5	**28609**
DSP DN40	150-500 lpm	6 bar	312 x 266 x 126	2,5	**28619**
DSP DN40	60-130-235 lpm	6 bar	312 x 266 x 126	2,5	**28625**
DSP DN40	200-350-500 lpm	6 bar	312 x 266 x 126	2,5	**28637**
DSP DN40	60-120-180-240 lpm	6 bar	312 x 266 x 126	2,5	**28643**
DSP DN40	150-250-350-500 lpm	6 bar	312 x 266 x 126	2,5	**28649**



The selectable flow rate nozzles of 750 lpm represent the ideal compromise between the 500 lpm and 1000 lpm range of nozzles. They offer power, lightness and manoeuvrability.
The nozzles are available in two versions: "ECO" and "Premium".
The calibrated flow rates are easily selectable through an indexed ring. The maximum flow rate is indicated by a raised lug. The stream patterns are changed by rotating the head ring with tactile markings (straight jet, flashover, wide angle spray).
This family of nozzles comes with two possibilities of tips:
Debi (teeth cut in aluminium alloy) and Magi (moulded rubber teeth).

Maximum working pressure: PN16
Shutoff: ball valve
Opening: by operating handle
Flush position: YES
Material: aluminium alloy
Surface treatment: hard anodisation
Body type: moulded
Pistol grip: one

Options: low expansion foam attachment, medium expansion foam attachment.

Bumper guard colours:

Conform to norm EN 15182-2



Magikador 750 - ECO

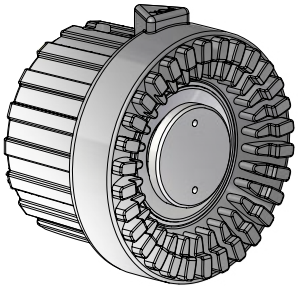

Inlet	Flow rate	Working pressure	Dimensions (mm)	Weight (kg)	Ref.
DSP DN65	250-500-750 lpm	6 bar	444 x 260 x 126	4,4	**28379**
DSP DN65	350-500-600-750 lpm	6 bar	444 x 260 x 126	4,4	**28665**
2.5" NST-NH female	125-180 GPM	100 PSI	444 x 260 x 126	4,4	**28668**
2.5" NST-NH female	95-125-150-200 GPM	100 PSI	444 x 260 x 126	4,4	**28672**

Debikador 750 - ECO

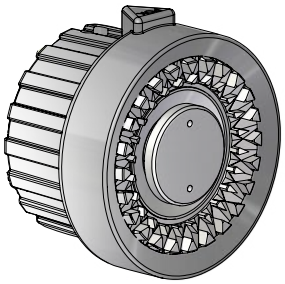

Inlet	Flow rate	Working pressure	Dimensions (mm)	Weight (kg)	Ref.
DSP DN65	250-500-750 lpm	6 bar	444 x 260 x 126	4,4	**28663**
DSP DN65	350-500-600-750 lpm	6 bar	444 x 260 x 126	4,4	**28666**
2.5" NST-NH female	125-180 GPM	100 PSI	444 x 260 x 126	4,4	**28670**
2.5" NST-NH female	95-125-150-200 GPM	100 PSI	444 x 260 x 126	4,4	**28673**



POK France - ZI Les Guignons - 10400 Nogent-sur-Seine - FRANCE
Tel: +33 (0)3 25 39 84 78 - Fax: +33 (0)3 25 39 84 90 - Email: export@pok.fr - Web: www.pok.fr

Hand nozzles - Selectable flow rate



The selectable flow rate nozzles of 750 lpm represent the ideal compromise between the 500 lpm and 1000 lpm range of nozzles. They offer power, lightness and manoeuvrability.
The nozzles are available in two versions: "ECO" and "Premium".
The calibrated flow rates are easily selectable through an indexed ring. The maximum flow rate is indicated by a raised lug. The stream patterns are changed by rotating the head ring with tactile markings (straight jet, flashover, wide angle spray).
This family of nozzles comes with three possibilities of tips: Debi (teeth cut in aluminium alloy), Magi (rubber moulded teeth) and Turbo (spinning teeth).

Maximum working pressure: PN16
Shutoff: ball valve
Opening: by operating handle
Flush position: YES
Material: aluminium alloy
Surface treatment: hard anodisation
Body type: cut into bars
Pistol grip: one

Options: low expansion foam attachment, medium expansion foam attachment.

Bumper guard colours:

Conform to norm EN 15182-2



Magikador 750

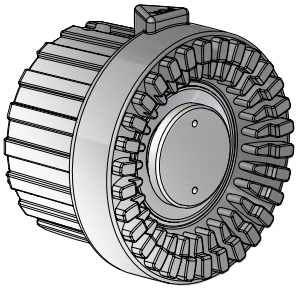

Inlet	Flow rate	Working pressure	Dimensions (mm)	Weight (kg)	Ref.
DSP DN65	350-500-600-750 lpm	6 bar	442 x 272 x 126	4,48	**28664**
DSP DN65	350-500-600-750 lpm	6 bar	402 x 272 x 126	4,07	**37148***
2.5" NST-NH female	95-125-150-200 GPM	100 PSI	442 x 272 x 126	4,48	**28671**
DSP DN65	250-500-750 lpm	6 bar	442 x 272 x 126	4,48	**25053**
2.5" NST-NH female	125-180 GPM	100 PSI	442 x 272 x 126	4,48	**28667**

*New design

Debikador 750

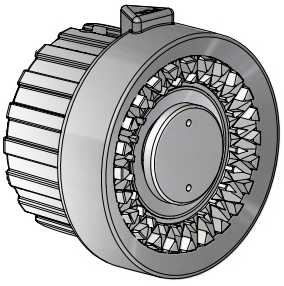

Inlet	Flow rate	Working pressure	Dimensions (mm)	Weight (kg)	Ref.
DSP DN65	350-500-600-750 lpm	6 bar	442 x 272 x 126	4,48	**18490**
DSP DN65	350-500-600-750 lpm	6 bar	397 x 272 x 127	4,07	**37142***
2.5" NST-NH female	95-125-150-200 GPM	100 PSI	442 x 272 x 126	4,48	**18494**
DSP DN65	250-500-750 lpm	6 bar	442 x 272 x 126	4,48	**22825**
2.5" NST-NH female	125-180 GPM	100 PSI	442 x 272 x 126	4,48	**28669**

*New design

Turbokador 750

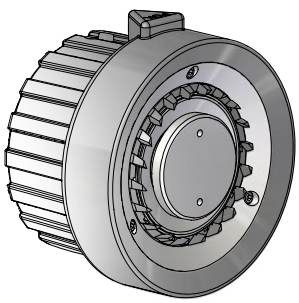

Inlet	Flow rate	Working pressure	Dimensions (mm)	Weight (kg)	Ref.
DSP DN40	350-500-600-750 lpm	6 bar			**09190**
DSP DN65	350-500-600-750 lpm	6 bar			**09191**
DSP DN65	350-500-600-750 lpm	6 bar	397 x 127 x 272	4,07	**37154***
Storz C/52	350-500-600-750 lpm	6 bar			**09193**
Instantaneous 2.5" male	350-500-600-750 lpm	6 bar	327 x 272 x 126	4,02	**14980**

*New design

Hand nozzles - Selectable flow rate



The selectable flow rate nozzles of 1000 lpm offer the best flow rate, precision and robustness that has been proven throughout the world.
The nozzles are available in two versions: "ECO" and "Premium".
The calibrated flow rates are easily selectable through an indexed ring. The maximum flow rate is indicated by a raised lug. The stream patterns are changed by rotating the head ring with tactile markings (straight jet, flashover, wide angle spray).
This family of nozzles comes with two possibilities of tips:
Debi (teeth cut in aluminium alloy) and Magi (moulded rubber teeth).

Maximum working pressure: PN16
Shutoff: ball valve
Opening: by operating handle
Flush position: YES
Material: aluminium alloy
Surface treatment: hard anodisation
Body type: moulded
Pistol grip: one

Options: low expansion foam attachment, medium expansion foam attachment.

Bumper guard colours:

Conform to norm EN 15182-2



Magikador 1000 - ECO

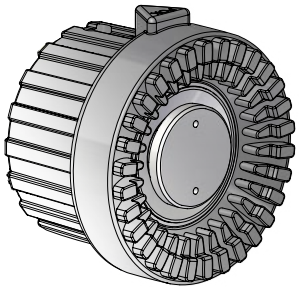

Inlet	Flow rate	Working pressure	Dimensions (mm)	Weight (kg)	Ref.
DSP DN65	300-500-750-1000 lpm	6 bar	450 x 260 x 126	4,75	**28678**
2.5" NST-NH female	95-125-150-250 GPM	100 PSI	450 x 260 x 126	4,75	**28680**
2.5" NST-NH female	100-150-200-250 GPM	100 PSI	450 x 260 x 126	4,75	**28682**
2.5" NST-NH female	125-150-200-250 GPM	100 PSI	450 x 260 x 126	4,75	**28684**
2.5" NST-NH female	200-250-300-350 GPM	100 PSI	450 x 260 x 126	4,75	**28686**

Debikador 1000 - ECO

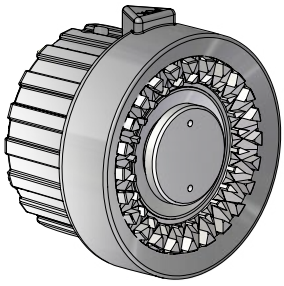

Inlet	Flow rate	Working pressure	Dimensions (mm)	Weight (kg)	Ref.
DSP DN65	300-500-750-1000 lpm	6 bar	450 x 260 x 126	4,75	**28679**
2.5" NST-NH female	95-125-150-250 GPM	100 PSI	450 x 260 x 126	4,75	**28681**
2.5" NST-NH female	100-150-200-250 GPM	100 PSI	450 x 260 x 126	4,75	**28683**
2.5" NST-NH female	125-150-200-250 GPM	100 PSI	450 x 260 x 126	4,75	**28685**
2.5" NST-NH female	200-250-300-350 GPM	100 PSI	450 x 260 x 126	4,75	**28687**



POK France - ZI Les Guignons - 10400 Nogent-sur-Seine - FRANCE
Tel: +33 (0)3 25 39 84 78 - Fax: +33 (0)3 25 39 84 90 - Email: export@pok.fr - Web: www.pok.fr

New design
LIGHTER
more EFFICIENT



Our selectable gallonage nozzle 1000 lpm is the most powerful flow rate hand nozzle. This new generation is lighter, shorter and reaches longer throw distances. Two versions are available: with one or with two pistol grips. The different flow rates and flush position are operated from the ring.
The bumper with tactile marks enables to select the different stream patterns (straight jet, flashover, wide angle spray). This range of nozzles is available with three different tips: Magi (with moulded rubber teeth), Debi (cut teeth in aluminium alloy) and Turbo (with spinning teeth).



Maximum working pressure: PN16
Shutoff: ball valve
Opening: by operating handle
Flush position: YES
Material: aluminium alloy
Surface treatment: hard anodisation
Body type: cut into bars
Pistol grip: one

Options: low expansion foam attachment, medium expansion foam attachment.

Bumper guard colours:

Conform to norm EN 15182-2

Magikador 1000 - 1 pistol grip

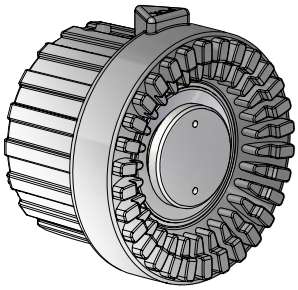

Inlet	Flow rate	Working pressure	Dimensions (mm)	Weight (kg)	Ref.
DSP DN65	300 - 500 - 750 - 1000 lpm	6 bar	401 x 127 x 272	4,07	**35591**
Storz B/75	300 - 500 - 750 - 1000 lpm	6 bar	365 x 127 x 272	4,76	**35591.Storz**

Debikador 1000 - 1 pistol grip

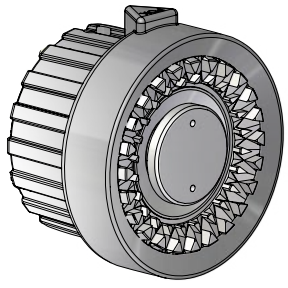

Inlet	Flow rate	Working pressure	Dimensions (mm)	Weight (kg)	Ref.
DSP DN65	300 - 500 - 750 - 1000 lpm	6 bar	401 x 127 x 272	4,07	**35594**
Storz B/75	300 - 500 - 750 - 1000 lpm	6 bar	365 x 127 x 272	4,76	**35594.Storz**

Turbokador 1000 - 1 pistol grip



Inlet	Flow rate	Working pressure	Dimensions (mm)	Weight (kg)	Ref.
DSP DN65	300 - 500 - 750 - 1000 lpm	6 bar	401 x 127 x 272	4,07	**35597**
Storz B/75	300 - 500 - 750 - 1000 lpm	6 bar	365 x 127 x 272	4,76	**35597.Storz**

Hand nozzles - Selectable flow rate



The selectable flow rate nozzles of 1000 lpm offer the best flow rate, precision and robustness acknowledged across the world.
The nozzles are available in two versions: "ECO" and "Premium".
The calibrated flow rates are easily selectable through an indexed ring. The maximum flow rate is indicated by a raised lug. The stream patterns are changed by rotating the head ring with tactile markings (straight jet, flashover, wide angle spray).
This family of nozzles comes with three possibilities of tips: Debi (teeth cut in aluminium alloy), Magi (rubber moulded teeth) and Turbo (spinning teeth).

Maximum working pressure: PN16
Shutoff: ball valve
Opening: by operating handle
Flush position: YES
Material: aluminium alloy
Surface treatment: hard anodisation
Body type: cut into bars
Pistol grip: double

Options: low expansion foam attachment, medium expansion foam attachment.

Bumper guard colours:

Conform to norm EN 15182-2



Magikador 1000 - 2 pistol grips

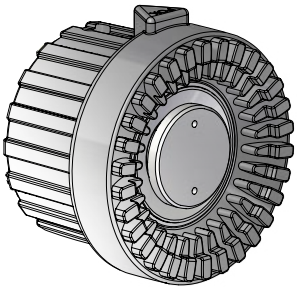

Inlet	Flow rate	Working pressure	Dimensions (mm)	Weight (kg)	Ref.
DSP DN65	300-500-750-1000 lpm	6 bar	466 x 166 x 338	5,22	**22983**
DSP DN65	300 - 500 - 750 - 1000 lpm	6 bar	417 x 160 x 338	4,45	**35582***
Storz B/75	300 - 500 - 750 - 1000 lpm	6 bar	381 x 166 x 338	5,16	**35582.Storz***
2.5" NST-NH female	95-125-150-250 GPM	100 PSI	466 x 166 x 338	5,22	**28674**
2.5" NST-NH female	100-150-200-250 GPM	100 PSI	466 x 166 x 338	5,22	**28675**
2.5" NST-NH female	125-150-200-250 GPM	100 PSI	466 x 166 x 338	5,22	**28676**
2.5" NST-NH female	200-250-300-350 GPM	100 PSI	466 x 166 x 338	5,22	**28677**

*New design

Debikador 1000 - 2 pistol grips

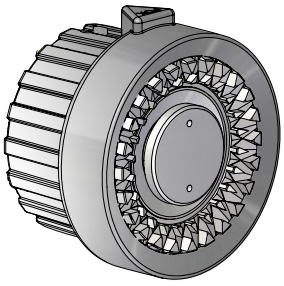

Inlet	Flow rate	Working pressure	Dimensions (mm)	Weight (kg)	Ref.
DSP DN65	300-500-750-1000 lpm	6 bar	466 x 166 x 338	5,22	**09705**
DSP DN65	300 - 500 - 750 - 1000 lpm	6 bar	417 x 160 x 338	4,45	**35585***
Storz B/75	300 - 500 - 750 - 1000 lpm	6 bar	381 x 166 x 338	5,16	**35585.Storz***
2.5" NST-NH female	95-125-150-250 GPM	100 PSI	466 x 166 x 338	5,22	**09708**
2.5" NST-NH female	200-250-300-350 GPM	100 PSI	466 x 166 x 338	5,22	**13723**
2.5" NST-NH female	100-150-200-250 GPM	100 PSI	466 x 166 x 338	5,22	**18568**
2.5" NST-NH female	125-150-200-250 GPM	100 PSI	466 x 166 x 338	5,22	**18569**

*New design

Turbokador 1000 - 2 pistol grips

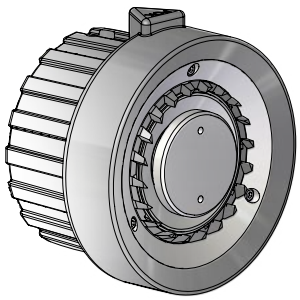

Inlet	Flow rate	Working pressure	Dimensions (mm)	Weight (kg)	Ref.
DSP DN65	300-500-750-1000 lpm	6 bar			**09195**
DSP DN65	300 - 500 - 750 - 1000 lpm	6 bar	417 x 160 x 338	4,45	**35588***
Storz B/75	300 - 500 - 750 - 1000 lpm	6 bar	381 x 166 x 338	5,16	**35588.Storz***
STORZ B/75	300-500-750-1000 lpm	6 bar			**09721**
Instantaneous 2.5" male	300-500-750-1000 lpm	6 bar			**09722**
2.5" BSP male	300-500-750-1000 lpm	6 bar			**09723**
2.5" NST-NH female	300-500-750-1000 lpm	6 bar			**18564**

*New design

POK France - ZI Les Guignons - 10400 Nogent-sur-Seine - FRANCE
Tel: +33 (0)3 25 39 84 78 - Fax: +33 (0)3 25 39 84 90 - Email: export@pok.fr - Web: www.pok.fr

Victory



Maximum working pressure: PN16
Shutoff: ball valve
Opening: by operating handle
Material: aluminium alloy
Surface treatment: hard anodisation
Body type: cut into bars
Pistol grip: one

Bumper guard colours:



POK Victory official nozzle.
The Victory nozzle was specifically designed with the rugged action of the Firefighter Combat Challenge in mind. The combat challenge is an event that not only challenges the best in Firefighter heroes but also vigorously tests the equipment for strenuous use (that would normally take a department years of service to bear the same usage).
During one event, the Victory nozzle must be used to hit a target under pressure, in which the nozzle is repeatedly dropped and dragged for several hours. This is the exact reason why POK was asked to design and develop the official nozzle for the event. POK nozzles are known to withstand strenuous conditions without failure.
The Victory nozzle is made in heat-treated aluminium alloy, with an ergonomic silicone pistol grip, and has a 1/2'' smooth bore tip. Many fire departments have chosen this nozzle as the standard among their primary attack nozzles.

Inlet	Flow rate	Diameter (mm)	Working pressure	Dimensions (mm)	Weight (kg)	Ref.
1.5" NST-NH female	250 lpm	12	7 bar	237 x 115 x 258	1,69	**08944.01566**
1.5" NST-NH female	60 lpm	6	7 bar	237 x 115 x 258	1,69	**08944.37703**



Hand nozzles - Autoregulated with slide valve

Shutoff handle with polyurethane protection. Shutoff with slide valve, with indexing of the positions at 20%, 40%, 60%, 80% and 100 % of the flow rate when pushed fully to the stop position.

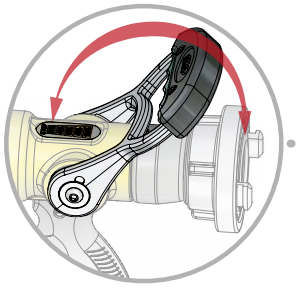

Selection ring (on the 600 and 1000 lpm type) to go from the normal mode to a "FLUSH" position ("PURGE") at the operating pressure of 6 bar.

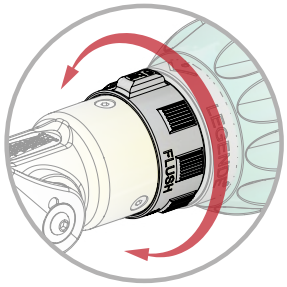



Swivel inlet coupling conform to international norms

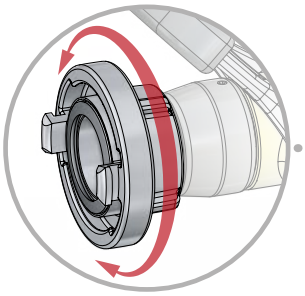

Bumper guard with tactile markings indicating the shape of the stream pattern.
3 stream patterns positions: straight jet, flashover (30°), wide angle spray (130°)

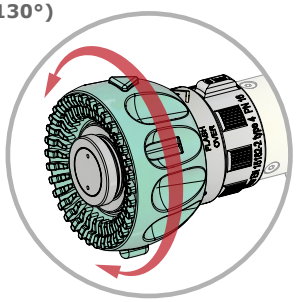

TECHNICAL CHARACTERISTICS

• The **flow rate is adjusted** by operating the shutoff handle from the closed to the fully open position, passing through four intermediate steps corresponding to 20% of the maximum flow rate for the first setting, 40% of the maximum flow rate for the second, 60% of the maximum flow rate for the third and 80% of maximum flow rate for the fourth.

• A **selection ring** (available only on models 600 and 1000) allows the user to pass from the **6 bar** position (normal operation) to the position marked **PURGE or FLUSH** for the removal of particles which may hamper the proper hydraulic characteristics of the nozzle.

• **Selectable stream pattern:** A continuous rotation of the head ring allows the user to progress from a **straight stream** to a **narrow spray** called "Flashover", to a full fog **diffusion cone** (wide angle) of 130° forming a wall of water (followed by a flush position only on the 500 model). **Tactile and visual indicators** permit the user to know the type of stream even in total darkness and while wearing firefighting gloves as **conform to EN 659**.

• **Swivel inlet connection**.

• Functions under **PN16** nominal pressure.

• **Adjustable flow rate shutoff** handle ruggedly constructed with stainless steel piston, pins and screws.

CURVES FLOW RATE/PRESSURE - For the 600 lpm version

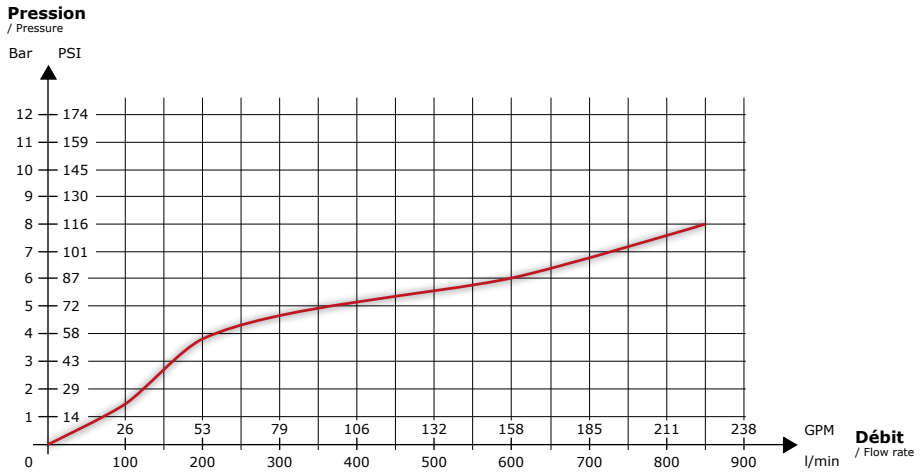

CONSTRUCTION

• **Aluminium alloy** construction, AGS T5, new titrated alloy, extremely light.

• Resistant to mechanical shock and chemical attack with **50µ hard anodisation**.

• The head is protected with a **polyurethane bumper guard**. This elastomer does not melt under heat, is an excellent insulator which allows the user to work under high heat conditions without burning and does not stick to the fingers in low temperatures.

• Ergonomic, anti-slip polyurethane pistol grip.

• Pins and screws in stainless steel.

POK France - ZI Les Guignons - 10400 Nogent-sur-Seine - FRANCE
Tel: +33 (0)3 25 39 84 78 - Fax: +33 (0)3 25 39 84 90 - Email: export@pok.fr - Web: www.pok.fr

Legende 400



Maximum working pressure: PN16
Shutoff: with slide valve
Opening: by operating handle
Flush position: YES
Material: aluminium alloy
Surface treatment: hard anodisation
Body type: cut into bars
Head: moulded teeth
Pistol grip: one

Options: low expansion foam attachment.

Bumper guard colours:

Equips the Swiss army

The entire range of "Legende" nozzles have an ultra compact system for pressure regulation that offers a selectable flow rate from the shutoff handle with different positions.
The head ring with tactile markings enables to select the different stream patterns: straight jet, flashover and wide angle spray.
There are three tips to chose from: moulded teeth, teeth cut in aluminium and spinning teeth.



Inlet	Flow rate	Working pressure	Dimensions (mm)	Weight (kg)	Ref.
DSP DN40	475 lpm	7 bar	242 x 228 x 97	1,76	**09521**

Legende 500



Maximum working pressure: PN16
Shutoff: with slide valve
Opening: by operating handle
Flush position: YES
Material: aluminium alloy
Surface treatment: polyester coating
Body type: moulded
Head: cut teeth
Pistol grip: one

Options: low expansion foam attachment.

Bumper guard colours:

The entire range of "Legende" nozzles have an ultra compact system for pressure regulation that offers a selectable flow rate from the shutoff handle with different positions.
The head ring with tactile markings enables to select the different stream patterns: straight jet, flashover and wide angle spray.
There are three tips to chose from: moulded teeth, teeth cut in aluminium and spinning teeth.



Inlet	Flow rate	Working pressure	Dimensions (mm)	Weight (kg)	Ref.
1.5" BSP female	500 lpm	6 bar	260 x 127 x 257	2,3	**37236**
Storz C/52	500 lpm	6 bar	298 x 127 x 257	2,6	**37236.Storz**



Legende 500 for electric fires



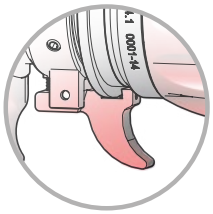

Trigger lock for the straight jet and FLUSH positions.

Maximum working pressure: PN16
Shutoff: with slide valve
Opening: by operating handle
Flush position: YES
Straight jet locking: YES
Material: aluminium alloy
Surface treatment: polyester coating
Body type: moulded
Head: cut teeth
Pistol grip: one

Options: low expansion foam attachment.

Bumper guard colours:

The range of "Legende DHT" nozzles with automatically regulated pressure is used for the extinction of electric fires.
The head ring with tactile markings allows to select different stream patterns (straight jet, flash over and wide angle spray). The shutoff handle enables to change to different flow rates. A locking device helps to prevent going to straight jet accidentally allowing a safe use on electric fires.



Inlet	Flow rate	Working pressure	Dimensions (mm)	Weight (kg)	Ref.
1.5" BSP female	500 lpm	6 bar	251 x 127 x 257	2,3	**39652**
Storz C/52	500 lpm	6 bar	298 x 127 x 257	2,7	**39652.C52**

Legende 400 for electric fires



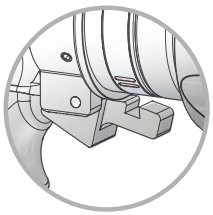

Trigger lock for the straight jet and FLUSH positions.

Maximum working pressure: PN16
Shutoff: with slide valve
Opening: by operating handle
Flush position: YES
Straight jet locking: YES
Material: aluminium alloy
Surface treatment: hard anodisation
Body type: cut into bars
Head: moulded teeth
Pistol grip: one

Options: low expansion foam attachment.

Bumper guard colours:

Equips the Spanish Navy

The range of "Legende DHT" nozzles with automatically regulated pressure is used for the extinction of electric fires.
The head ring with tactile markings allows to select different stream patterns (straight jet, flash over and wide angle spray). The shutoff handle enables to change to different flow rates. A locking device helps to prevent going to straight jet accidentally allowing a safe use on electric fires.



Inlet	Flow rate	Working pressure	Dimensions (mm)	Weight (kg)	Ref.
1.5" NST-NH female	400 lpm	7 bar	302 x 228 x 97	2,1	**25581**



POK France - ZI Les Guignons - 10400 Nogent-sur-Seine - FRANCE
Tel: +33 (0)3 25 39 84 78 - Fax: +33 (0)3 25 39 84 90 - Email: export@pok.fr - Web: www.pok.fr

Legende 500 with combined stream patterns



Maximum working pressure: PN16
Shutoff: with slide valve
Opening: by operating handle
Flush position: YES
Material: aluminium alloy
Surface treatment: hard anodisation
Body type: cut into bars
Head: moulded teeth
Pistol grip: one

Options: low expansion foam attachment.

Bumper guard colours:

Equips the Italian Navy



The "Legende" range of nozzles with automatically regulated pressure and combined stream patterns helps to obtain simultaneously a straight jet and a wide angle spray to protect the fireman. The shutoff handle allows to select different flow rates.

Inlet	Flow rate	Working pressure	Dimensions (mm)	Weight (kg)	Ref.
M56 x 400 female (Uni 811)	475 lpm	7 bar	328 x 228 x 84	1,98	**19368**

Legende 750 with combined stream patterns



Maximum working pressure: PN16
Shutoff: with slide valve
Opening: by operating handle
Flush position: YES
Material: aluminium alloy
Surface treatment: polyester coating
Body type: moulded
Head: moulded teeth
Pistol grip: one

Options: low expansion foam attachment, medium expansion foam attachment.

Bumper guard colours:



The "Legende" range of nozzles with automatically regulated pressure and combined stream patterns helps to obtain simultaneously a straight jet and a wide angle spray to protect the fireman. The shutoff handle allows to select different flow rates.
The ring with tactile markings enables to select from different stream patterns (straight jet, flashover, wide angle spray).

Inlet	Flow rate	Working pressure	Dimensions (mm)	Weight (kg)	Ref.
Storz B/75	750 lpm	7 bar	408 x 258 x 126	4,15	**28884**

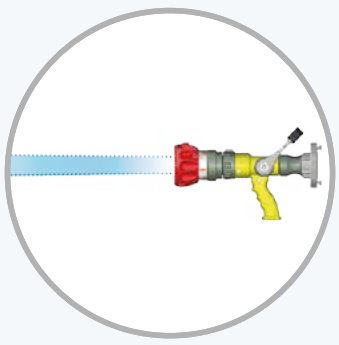

Straight jet position

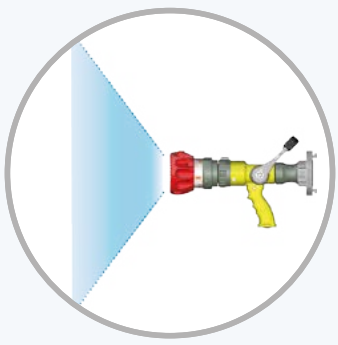

Flashover position

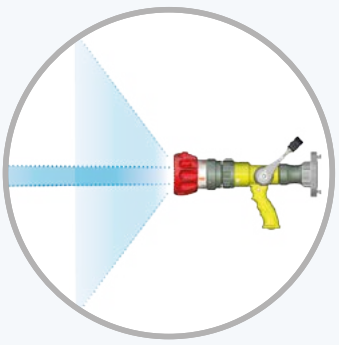

Combined stream pattern position

Hand nozzles - Autoregulated with slide valve



The entire range of "Legende" hand nozzles have an ultra compact system for pressure regulation that provides a flow rate selectable from the shutoff handle.
The head allows to select from three types of stream patterns: straight jet, flashover, wide angle spray. There are three possibilities of tips to choose from: moulded rubber teeth, teeth cut in aluminium alloy and spinning teeth.

Maximum working pressure: PN16
Shutoff: with slide valve
Opening: by operating handle
Flush position: YES
Pressure regulation: from 100 à 600 lpm
Material: aluminium alloy
Surface treatment: polyester coating
Body type: moulded
Pistol grip: one

Options: low expansion foam attachment.

Bumper guard colours:



Legende 600 - Moulded rubber teeth

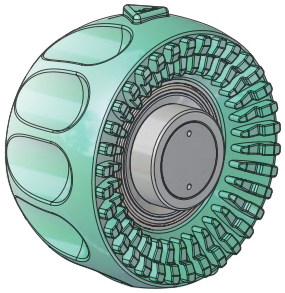

Inlet	Flow rate	Working pressure	Dimensions (mm)	Weight (kg)	Ref.
DSP DN40	600 lpm	6 bar	349 x 258 x 126	3,3	**28062**

Legende 600 - Teeth cut in aluminium alloy

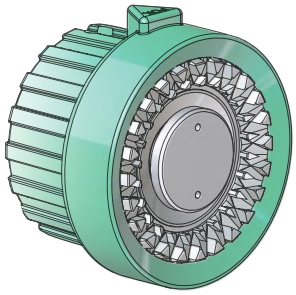

Inlet	Flow rate	Working pressure	Dimensions (mm)	Weight (kg)	Ref.
DSP DN40	600 lpm	6 bar	349 x 258 x 126	3,3	**29289**

Legende 600 - Spinning teeth



Inlet	Flow rate	Working pressure	Dimensions (mm)	Weight (kg)	Ref.
DSP DN40	600 lpm	6 bar	349 x 258 x 126	3,3	**29290**

POK France - ZI Les Guignons - 10400 Nogent-sur-Seine - FRANCE
Tel: +33 (0)3 25 39 84 78 - Fax: +33 (0)3 25 39 84 90 - Email: export@pok.fr - Web: www.pok.fr

Hand nozzles - Autoregulated with slide valve



The entire range of "Legende" hand nozzles have an ultra compact system for pressure regulation that provides a flow rate selectable from the shutoff handle.
The selection of the stream patterns are obtained by turning the head: from straight jet, flashover to wide angle spray.

Maximum working pressure: PN16
Shutoff: with slide valve
Opening: by operating handle
Flush position: YES
Pressure regulation: from 400 to 1000 lpm
Material: aluminium alloy
Surface treatment: polyester coating
Body type: moulded
Head: moulded teeth
Pistol grip: double

Options: low expansion foam attachment.

Bumper guard colours:



Legende 1000

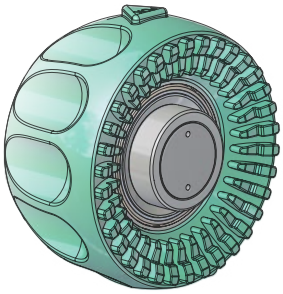

Inlet	Flow rate	Working pressure	Dimensions (mm)	Weight (kg)	Ref.
DSP DN65	1000 lpm	6 bar	450 x 312 x 167	4,8	**28434**
2.5" BSP male	1000 lpm	6 bar			**09403**
Storz B/75	1000 lpm	6 bar			**09403.B75**
2.5" BAT female	1000 lpm	6 bar			**09403.BAT**



Operating handle with protective grip in polyurethane. Ball valve shutoff, quick and progressive opening and closure.

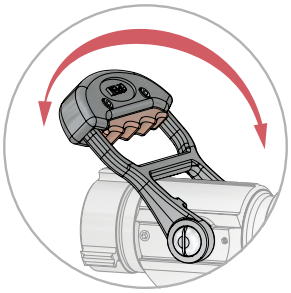



Swivel inlet coupling conform to international norms

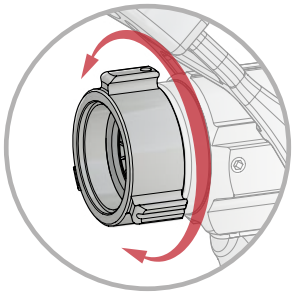

Bumper guard with tactile markings indicating the shape of the stream pattern.
3 stream pattern positions: straight jet, flashover (30°), wide angle spray (110°)
The FLUSH position is obtained on full stop limit of the selection ring.

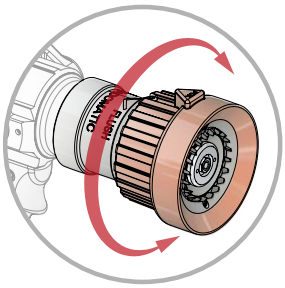

TECHNICAL CHARACTERISTICS

- **Selectable stream pattern:** a continuous rotation of the head ring allows the user to progress from a **straight stream** to **narrow spray** or "Flashover", to a full fog **diffusion cone** of **110°** forming a wall of water, followed by a flush position to remove any particles.
- **Swivel inlet connection**.
- **Protection filter** protects against pebbles at the inlet connection.
- Functions under **PN16** nominal pressure.
- Quick On/Off shutoff valve.

CURVES FLOW RATE/PRESSURE - For the 750 and 1000 lpm versions

This curve represents the pressure variation as a function of the flow rate, inside the "TORNADOMATIC 750" and "TORNADOMATIC 1000". Note that the internal regulation device comes into action when the flow rate reaches a value of 300 lpm (80 GPM). After this point, the flow rate increases and is carried out under an approximate constant pressure, from 7 to 8 bar (100 à 116 psi), up to a value of 1000 lpm (260 GPM).
Note: The dotted lines show what should be the pressure to get the same flow rate in the absence of a controlled device.

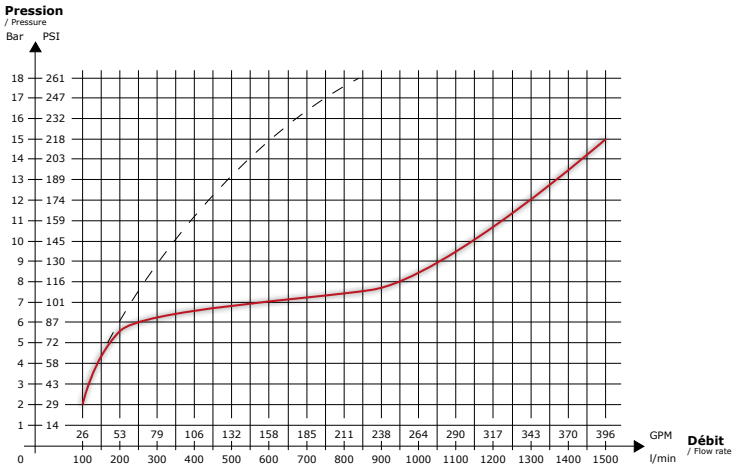

CONSTRUCTION

- **Aluminium alloy** construction, AGS T5, new titrated alloy, extremely light.
- Resistant to mechanical shock and chemical attack with **50µm hard anodisation**.
- The head is protected with a **polyurethane bumper guard**. This elastomer does not melt under heat, is an excellent insulator which allows the user to work under high heat conditions without burning and does not stick to the fingers in low temperatures.
- Ergonomic, anti-slip polyurethane pistol grip.
- Pins and screws in stainless steel.

POK France - ZI Les Guignons - 10400 Nogent-sur-Seine - FRANCE
Tel: +33 (0)3 25 39 84 78 - Fax: +33 (0)3 25 39 84 90 - Email: export@pok.fr - Web: www.pok.fr

Hand nozzles - Autoregulated with ball valve



The family of automatically regulated pressure nozzles of 150 lpm offers a regulation range from 40 to 150 lpm and three possible tips to choose from:
Maximatic (moulded rubber teeth), Autokador (teeth cut in aluminium alloy) and Tornadomatic (with spinning teeth).
The head ring allows to select different stream patterns (straight jet, flashover and wide angle spray).
The nozzles are available in different versions: "Lite" and "Premium".

Maximum working pressure: PN16
Shutoff: with ball valve
Opening: by operating handle
Flush position: YES
Pressure regulation: from 40 to 150 lpm
Material: aluminium alloy
Surface treatment: hard anodisation
Body type: moulded
Pistol grip: one

Options: low expansion foam attachment, medium expansion foam attachment.

Bumper guard colours:



Maximatic 150 - Eco

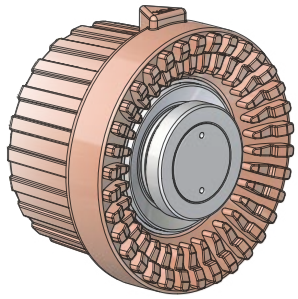

Inlet	Flow rate	Working pressure	Dimensions (mm)	Weight (kg)	Ref.
1'' BSP female	150 lpm	6 bar	234 x 224 x 80	1,34	**28688**

Autokador 150 - Eco

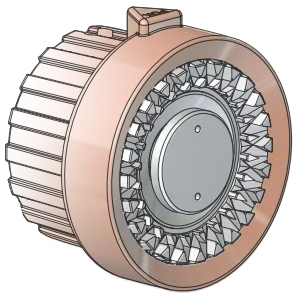

Inlet	Flow rate	Working pressure	Dimensions (mm)	Weight (kg)	Ref.
1'' BSP female	150 lpm	6 bar	234 x 224 x 80	1,34	**28689**

Tornadomatic 150 - Eco

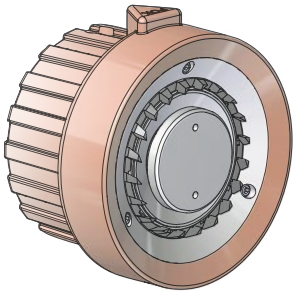

Inlet	Flow rate	Working pressure	Dimensions (mm)	Weight (kg)	Ref.
1'' BSP female	150 lpm	6 bar	234 x 224 x 80	1,34	**19647**

Hand nozzles - Autoregulated with ball valve



The family of automatically regulated pressure nozzles of 150 lpm offers a regulation range from 40 to 150 lpm and three possible tips to choose from:
Maximatic (moulded rubber teeth), Autokador (teeth cut in aluminium alloy) and Tornadomatic (with spinning teeth).
The head ring allows to select different stream patterns (straight jet, flashover and wide angle spray).
The nozzles are available in different versions: "Lite" and "Premium".

Maximum working pressure: PN16
Shutoff: with ball valve
Opening: by operating handle
Flush position: YES
Pressure regulation: from 40 to 150 lpm
Material: aluminium alloy
Surface treatment: hard anodisation
Body type: cut into bars
Pistol grip: one

Options: low expansion foam attachment, medium expansion foam attachment.

Bumper guard colours:



Maximatic 150

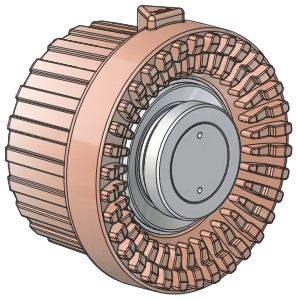

Inlet	Flow rate	Working pressure	Dimensions (mm)	Weight (kg)	Ref.
1" NST-NH female	150 lpm	6 bar	233 x 266 x 126	1,9	**18531**

Autokador 150

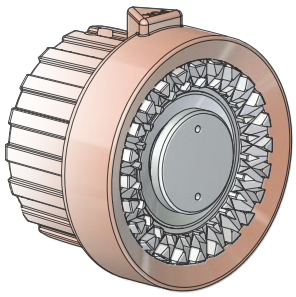

Inlet	Flow rate	Working pressure	Dimensions (mm)	Weight (kg)	Ref.
1" NST-NH female	150 lpm	6 bar	233 x 266 x 126	1,9	**18522**

Tornadomatic 150

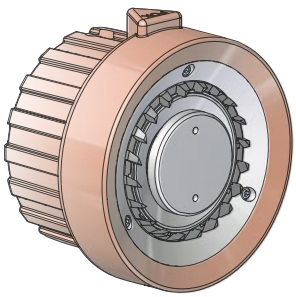

Inlet	Flow rate	Working pressure	Dimensions (mm)	Weight (kg)	Ref.
1" NST-NH female	150 lpm	6 bar	233 x 266 x 126	1,9	**02317**

POK France - ZI Les Guignons - 10400 Nogent-sur-Seine - FRANCE
Tel: +33 (0)3 25 39 84 78 - Fax: +33 (0)3 25 39 84 90 - Email: export@pok.fr - Web: www.pok.fr

Hand nozzles - Autoregulated with ball valve



The family of automatically regulated pressure nozzles of 500 lpm offers a regulation range from 150 to 500 lpm and three possible tips to choose from: Maximatic (rubber moulded teeth), Autokador (teeth cut in aluminium alloy) and Tornadomatic (with spinning teeth). The head ring with tactile markings allows to select different stream patterns (straight jet, flashover and wide angle spray).

Maximum working pressure: PN16
Shutoff: with ball valve
Opening: by operating handle
Flush position: YES
Pressure regulation: from 150 to 500 lpm
Material: aluminium alloy
Surface treatment: hard anodisation
Body type: cut into bars
Pistol grip: one

Options: low expansion foam attachment, medium expansion foam attachment.

Bumper guard colours:



Maximatic 500

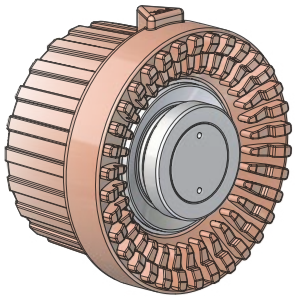

Inlet	Flow rate	Working pressure	Dimensions (mm)	Weight (kg)	Ref.
DSP DN40	500 lpm	6 bar			**18547**
DSP DN65	500 lpm	6 bar			**18548**
1.5" NST-NH female	500 lpm	6 bar			**18550**
Storz C/52	500 lpm	6 bar			**18552**
2"1/2 Instantaneous male	500 lpm	6 bar			**18553**

Autokador 500

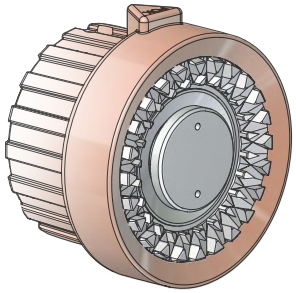

Inlet	Flow rate	Working pressure	Dimensions (mm)	Weight (kg)	Ref.
1.5" NST-NH female	500 lpm	6 bar	267 x 266 x 126	2,35	**18544**

Tornadomatic 500

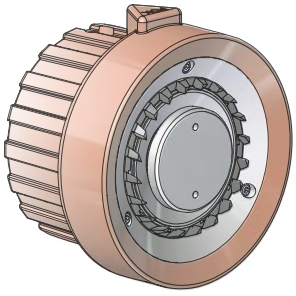

Inlet	Flow rate	Working pressure	Dimensions (mm)	Weight (kg)	Ref.
1.5" NST-NH female	500 lpm	6 bar	267 x 266 x 126	2,35	**07674**

Hand nozzles - Autoregulated with ball valve



The family of automatically regulated pressure nozzles of 750 lpm offers a regulation range from 230 to 750 lpm and two possible tips to choose from:
Autokador (teeth cut in aluminium alloy) and Tornadomatic (with spinning teeth).
The head ring with tactile markings allows to select different stream patterns (straight jet, flashover and wide angle spray).

Maximum working pressure: PN16
Shutoff: with ball valve
Opening: by operating handle
Flush position: YES
Pressure regulation: from 230 to 750 lpm
Material: aluminium alloy
Surface treatment: hard anodisation
Body type: cut into bars
Pistol grip: one

Options: low expansion foam attachment, medium expansion foam attachment.

Bumper guard colours:



Autokador 750

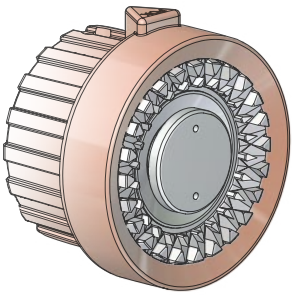

Inlet	Flow rate	Working pressure	Dimensions (mm)	Weight (kg)	Ref.
1.5" NST-NH female	750 lpm	7 bar	248 x 272 x 126	3,00	**18555**
2.5" NST-NH female	750 lpm	7 bar			**18556**

Tornadomatic 750

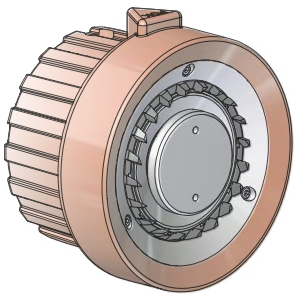

Inlet	Flow rate	Working pressure	Dimensions (mm)	Weight (kg)	Ref.
1.5" NST-NH female	750 lpm	7 bar	248 x 272 x 126	3,00	**02375**
2.5" NST-NH female	750 lpm	7 bar			**13131**



POK France - ZI Les Guignons - 10400 Nogent-sur-Seine - FRANCE
Tel: +33 (0)3 25 39 84 78 - Fax: +33 (0)3 25 39 84 90 - Email: export@pok.fr - Web: www.pok.fr

Hand nozzles - Autoregulated with ball valve



The automatically pressure regulated 1000 lpm nozzle offers maximum achievable power. The stream patterns are obtained by rotation of the head ring (straight jet, flashover, wide angle spray).
The nozzles are available with two tips: Autokador (teeth cut in aluminium alloy) and Tornadomatic (with spinning teeth).
It has two pistol grips for perfect command.

Maximum working pressure: PN16
Shutoff: with ball valve
Opening: by operating handle
Flush position: YES
Pressure regulation: from 300 to 1000 lpm
Material: aluminium alloy
Surface treatment: hard anodisation
Body type: cut into bars
Pistol grip: double

Options: low expansion foam attachment, medium expansion foam attachment.

Bumper guard colours:



Autokador 1000

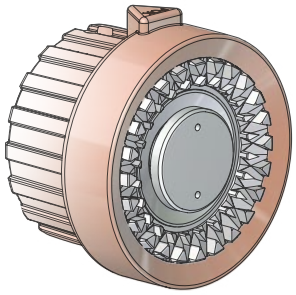

Inlet	Flow rate	Working pressure	Dimensions (mm)	Weight (kg)	Ref.
2.5" NST-NH female	1000 lpm	7 bar	358 x 166 x 338	4,8	**12543**

Tornadomatic 1000

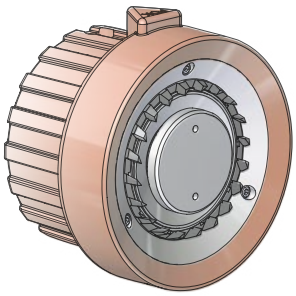

Inlet	Flow rate	Working pressure	Dimensions (mm)	Weight (kg)	Ref.
2.5" NST-NH female	1000 lpm	7 bar	358 x 166 x 338	4,8	**09736**



Shutoff handle with polyurethane protection. Ball valve shutoff with quick and progressive opening and closure.

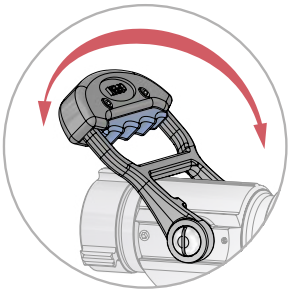

Swivel inlet coupling conform to international norms

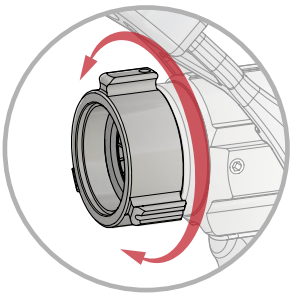



Bumper guard with tactile markings indicating the different stream patterns. 3 stream pattern positions: straight jet, flashover (30°), wide angle spray (110°) FLUSH position obtained on full stop limit of the selection ring.

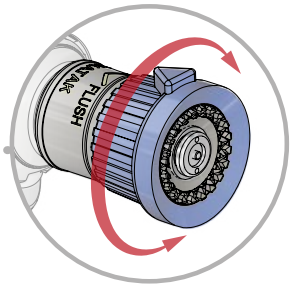

TECHNICAL CHARACTERISTICS

- Constant gallonage nozzle
- **Selectable stream pattern:** a continuous rotation of the head ring allows the user to progress from a **straight stream**, to **narrow spray** or "Flashover", to a full spray **diffusion cone** of **110°** forming a wall of water, followed by a flush position to remove any particles.
- **Swivel inlet connection**.
- **Protection filter** protects against pebbles at the inlet connection.
- Functions under **PN16** nominal pressure.
- Quick On/Off Shutoff valve.

CURVES FLOW RATE/PRESSURE - For the 95 GPM @ 100 PSI (360 lpm @ 7 bar) version

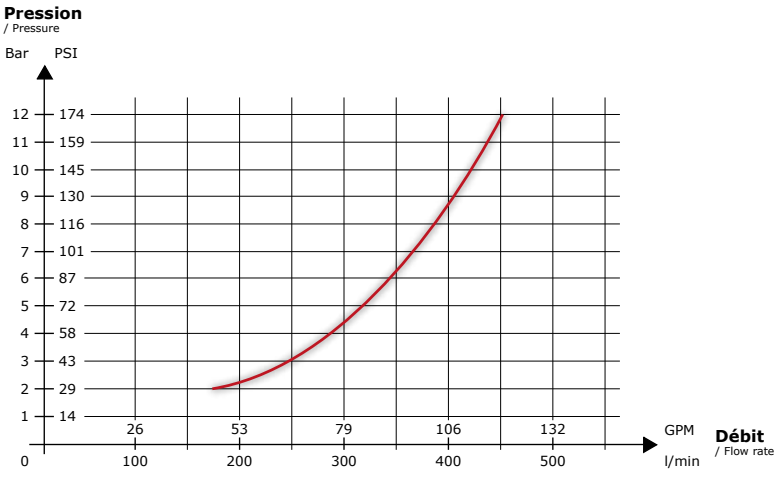

CONSTRUCTION

- **Aluminium alloy** construction, AGS T5, new titrated alloy, extremely light.
- Resistant to mechanical shock and chemical attack with **50µm hard anodisation**.
- The head is protected with a **polyurethane bumper guard**. This elastomer does not melt under heat, is an excellent insulator which allows the user to work under high heat conditions without burning and does not stick to the fingers in low temperatures.
- Ergonomic, anti-slip polyurethane pistol grip.
- Pins and screws in stainless steel.

POK France - ZI Les Guignons - 10400 Nogent-sur-Seine - FRANCE
Tel: +33 (0)3 25 39 84 78 - Fax: +33 (0)3 25 39 84 90 - Email: export@pok.fr - Web: www.pok.fr



The range of nozzles with fixed flow rate of 150 lpm offers a selection of three flow patterns by rotating the head ring (straight jet, flashover and wide angle spray).
The nozzles are available in the versions: "Lite" and "Premium".
There are three possible tips to choose from: Pokinor (moulded rubber teeth), Pokatak (teeth cut in aluminium alloy) and Pokador (with spinning teeth).

Maximum working pressure: PN16
Shutoff: with ball valve
Opening: by operating handle
Material: aluminium alloy
Surface treatment: hard anodisation
Body type: moulded
Pistol grip: one

Options: low expansion foam attachment, medium expansion foam attachment.

Bumper guard colours:



Pokinor 150 - Eco

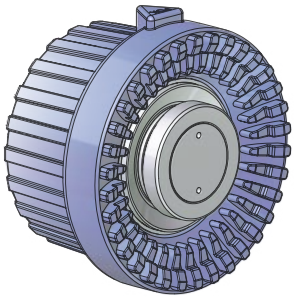

Inlet	Flow rate	Working pressure	Dimensions (mm)	Weight (kg)	Ref.
1'' BSP female	150 lpm	6 bar	234 x 224 x 80	1,34	**28690**

Pokatak 150 - Eco

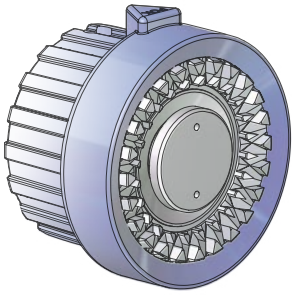

Inlet	Flow rate	Working pressure	Dimensions (mm)	Weight (kg)	Ref.
1'' BSP female	150 lpm	6 bar	234 x 224 x 80	1,34	**28691**

Pokador 150 - Eco

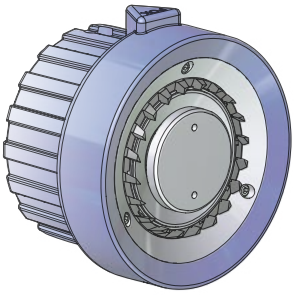

Inlet	Flow rate	Working pressure	Dimensions (mm)	Weight (kg)	Ref.
1'' BSP female	150 lpm	6 bar	234 x 224 x 80	1,34	**19652**



The range of nozzles with fixed flow rate of 150 lpm offers a selection of three flow patterns by rotating the head ring (straight jet, flashover and wide angle spray).
The nozzles are available in the versions: "Lite" and "Premium".
There are three possible tips to choose from: Pokinor (moulded rubber teeth), Pokatak (teeth cut in aluminium alloy) and Pokador (with spinning teeth).

Maximum working pressure: PN16
Shutoff: with ball valve
Opening: by operating handle
Flush position: YES
Material: aluminium alloy
Surface treatment: hard anodisation
Body type: cut into bars
Pistol grip: one

Options: low expansion foam attachment, medium expansion foam attachment.

Bumper guard colours:



Pokinor 150

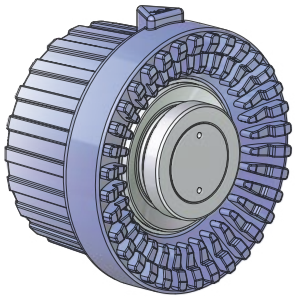

Inlet	Flow rate	Working pressure	Dimensions (mm)	Weight (kg)	Ref.
1" NST-NH female	150 lpm	6 bar	233 x 266 x 126	1,9	**18502**

Pokatak 150

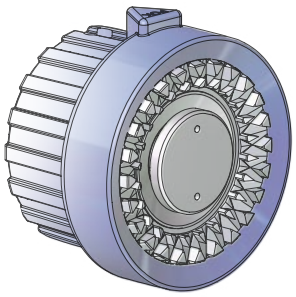

Inlet	Flow rate	Working pressure	Dimensions (mm)	Weight (kg)	Ref.
1" NST-NH female	150 lpm	6 bar	233 x 266 x 126	1,9	**18497**

Pokador 150

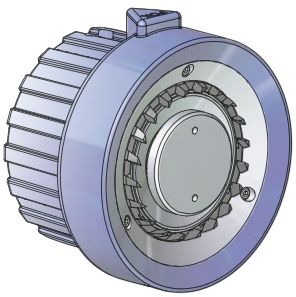

Inlet	Flow rate	Working pressure	Dimensions (mm)	Weight (kg)	Ref.
1" NST-NH female	150 lpm	6 bar	233 x 266 x 126	1,9	**03570**

POK France - ZI Les Guignons - 10400 Nogent-sur-Seine - FRANCE
Tel: +33 (0)3 25 39 84 78 - Fax: +33 (0)3 25 39 84 90 - Email: export@pok.fr - Web: www.pok.fr

Hand nozzles - Fixed flow rate



The range of nozzles with fixed flow rate of 500 lpm offers a selection of three flow patterns by rotating the head ring (straight jet, flashover and wide angle spray).
The open/close shutoff is easy to operate.
The nozzles are offered with three possible tips to choose from: Pokinor (rubber moulded teeth), Pokatak (teeth cut in aluminium alloy) and Pokador (with spinning teeth).

Maximum working pressure: PN16
Shutoff: with ball valve
Opening: by operating handle
Flush position: YES
Material: aluminium alloy
Surface treatment: hard anodisation
Body type: cut into bars
Pistol grip: one

Options: low expansion foam attachment, medium expansion foam attachment.

Bumper guard colours:



Pokinor 500

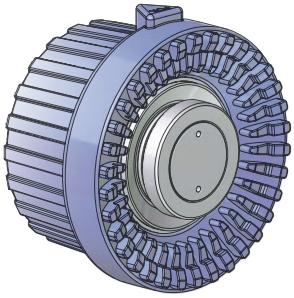

Inlet	Flow rate	Working pressure	Dimensions (mm)	Weight (kg)	Ref.
1.5" NST-NH female	500 lpm	6 bar			**18506**
DSP DN40	500 lpm	6 bar			**18506.DSP40**

Pokatak 500

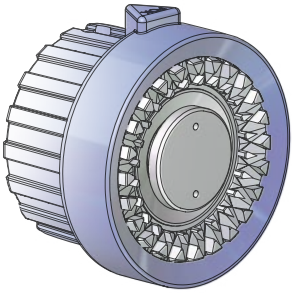

Inlet	Flow rate	Working pressure	Dimensions (mm)	Weight (kg)	Ref.
1.5" NST-NH female	500 lpm	6 bar	267 x 266 x 126	2,35	**18501**

Pokador 500

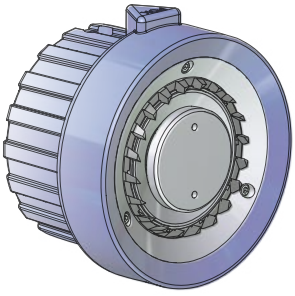

Inlet	Flow rate	Working pressure	Dimensions (mm)	Weight (kg)	Ref.
1.5" NST-NH female	500 lpm	6 bar	267 x 266 x 126	2,35	**03566**

Hand nozzles - Fixed flow rate



The range of nozzles with fixed flow rate of 750 lpm offers a selection of three flow patterns by rotating the head ring (straight jet, flashover and wide angle spray).
The open/close shutoff is easy to operate.
The nozzles are offered with two possible tips to choose from: Pokatak (teeth cut in aluminium alloy) and Pokador (with spinning teeth).

Maximum working pressure: PN16
Shutoff: with ball valve
Opening: by operating handle
Flush position: YES
Material: aluminium alloy
Surface treatment: hard anodisation
Body type: cut into bars
Pistol grip: one

Options: low expansion foam attachment, medium expansion foam attachment.

Bumper guard colours:



Pokatak 750

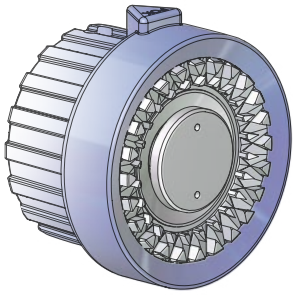

Inlet	Flow rate	Working pressure	Dimensions (mm)	Weight (kg)	Ref.
1.5" NST-NH female	750 lpm	6 bar	248 x 272 x 126	3,00	**18536**

Pokador 750

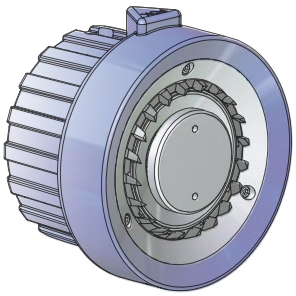

Inlet	Flow rate	Working pressure	Dimensions (mm)	Weight (kg)	Ref.
1.5" NST-NH female	750 lpm	6 bar	248 x 272 x 126	3,00	**08932**



POK France - ZI Les Guignons - 10400 Nogent-sur-Seine - FRANCE
Tel: +33 (0)3 25 39 84 78 - Fax: +33 (0)3 25 39 84 90 - Email: export@pok.fr - Web: www.pok.fr

Hand nozzles - Fixed flow rate



The range of nozzles with fixed flow rate of 1000 lpm provides the best possible power and manoeuvrability. They come with two pistol grips. The head ring with tactile markings allows different flow patterns selection (straight jet, flashover and wide angle spray).
The 1000 lpm nozzles are offered with two possible tips to choose from: Pokatak (teeth cut in aluminium alloy) and Pokador (with spinning teeth).

Maximum working pressure: PN16
Shutoff: with ball valve
Opening: by operating handle
Flush position: YES
Material: aluminium alloy
Surface treatment: hard anodisation
Body type: cut into bars
Pistol grip: one

Options: low expansion foam attachment, medium expansion foam attachment.

Bumper guard colours:



Pokatak 1000

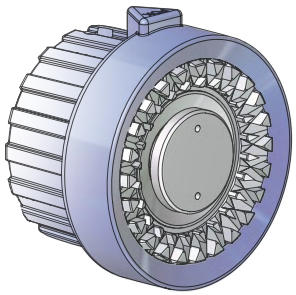

Inlet	Flow rate	Working pressure	Dimensions (mm)	Weight (kg)	Ref.
2.5" NST-NH female	1000 lpm	6 bar	358 x 166 x 338	4,8	**18538**

Pokador 1000

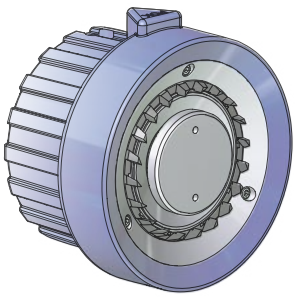

Inlet	Flow rate	Working pressure	Dimensions (mm)	Weight (kg)	Ref.
2.5" NST-NH female	1000 lpm	6 bar	358 x 166 x 338	4,8	**08934**



Hand nozzles - Colour options

To tailor your hand nozzles, a large range of colours are available for the bumper guards, shutoff handle covers and pistol grips in polyamide.

Bumper guards



Description	Debikador Turbokador 150	Weight (kg)	Turbokador Debikador 500	Weight (kg)	Debikador 750	Weight (kg)	Debikador 1000	Weight (kg)
Black	**13587**	0,07	**22477**	0,135	**22831**	0,22	**22710**	0,249
Red-RAL3024	**20931**	0,07	**22478**	0,135	**22832**	0,22	**22711**	0,249
Orange-RAL2005	**20932**	0,07	**22479**	0,135	**22833**	0,22	**22712**	0,249
Yellow-RAL1026	**20933**	0,07	**22480**	0,135	**22834**	0,22	**22713**	0,249
Green-RAL6024	**20934**	0,07	**22481**	0,135	**22835**	0,22	**22714**	0,249
Blue-RAL5010	**20936**	0,07	**22483**	0,135	**22837**	0,22	**22716**	0,249

Bumper guards with moulded rubber teeth



Description	Magikador 500	Weight (kg)	Magikador 750	Weight (kg)	Magikador 1000	Weight (kg)
Black	**22975**	0,157	**22548**	0,248	**22989**	0,3
Red-RAL3024	**22976**	0,157	**22549**	0,248	**22990**	0,3
Orange-RAL2005	**22977**	0,157	**22550**	0,248	**22991**	0,3
Yellow-RAL1026	**22978**	0,157	**22551**	0,248	**22992**	0,3
Green-RAL6024	**22979**	0,157	**22552**	0,248	**22993**	0,3
Blue-RAL5010	**22981**	0,157	**22554**	0,248	**22995**	0,3

Crowned bumper guards



Description	Magikador 150	Weight (kg)	Slide-o-matic 600	Weight (kg)	Legend 500	Weight (kg)	Magikador 1000	Weight (kg)
Black	**24804**	0,106	**24818**	0,308	**24797**	0,158	**24811**	0,366
Red-RAL3024	**24805**	0,106	**24819**	0,308	**24798**	0,158	**24812**	0,366
Orange-RAL2005	**24806**	0,106		0,308		0,158	**24813**	0,366
Yellow-RAL1026	**24807**	0,106		0,308		0,158	**24814**	0,366
Green-RAL6024	**24890**	0,106	**24892**	0,308	**24894**	0,158	**24816**	0,366
Blue-RAL5010	**24809**	0,106		0,308		0,158	**24893**	0,366

Shutoff handle protectors



Description	French inscriptions	English inscriptions	German inscriptions	Chinese inscriptions
Black	**13675**	**13689**	**13696**	**27570**
Red-RAL3024	**13671**	**13685**	**13692**	**27566**
Orange-RAL2005	**13670**	**13684**	**13691**	**27565**
Yellow-RAL1016	**13669**	**13683**	**13690**	**27564**
Green-RAL6024	**13673**	**13687**	**13694**	**27568**
Blue-RAL5010	**13672**	**13686**	**13693**	**27567**

Pistol grips



Description	Ref.	Weight (kg)
Black	**24161**	0,121
Red-RAL3024	**24162**	0,121
Orange-RAL2005	**24163**	0,121
Yellow-RAL1026	**24164**	0,121
Green-RAL6024	**24165**	0,121
Blue-RAL5010	**24167**	0,121

Shutoff handle in polyamide



Description	Ref.	Weight (kg)
Black	**17739**	0,05
Red-RAL3024	**16732**	0,05
Orange-RAL2005	**16731**	0,05
Yellow-RAL1026	**16730**	0,05
Green-RAL6024	**16734**	0,05
Blue-RAL5010	**16733**	0,05

POK France - ZI Les Guignons - 10400 Nogent-sur-Seine - FRANCE
Tel: +33 (0)3 25 39 84 78 - Fax: +33 (0)3 25 39 84 90 - Email: export@pok.fr - Web: www.pok.fr

Hand nozzles - Marine type - Fixed flow rate

The Pokabronze nozzle with fixed flow rate is entirely made of bronze. It comes with a moulded teeth tip.
The bumper guard allows the selection of different stream patterns (straight jet, flashover and wide angle spray).
The US Navy chose these nozzles to protect its ships against fire.



Maximum working pressure: PN16
Shutoff: with ball valve
Opening: by operating handle
Flush position: YES
Material: bronze
Body type: moulded
Head: moulded teeth
Pistol grip: one

Options: low expansion foam attachment, medium expansion foam attachment.

Bumper guard colours:

Equips the US Navy

US Navy homologation NSN 4210-00-465 1904

US Navy homologation NSN 4210-00-465 1906

Pokabronze 500



Inlet	Flow rate	Working pressure	Dimensions (mm)	Weight (kg)	Ref.
1.5" NST-NH female	60 GPM	100 PSI	220 x 237 x 116	3,93	**08986**
1.5" NST-NH female	125 GPM	100 PSI	220 x 237 x 116	3,93	**08988**
1.5" NPSH female	95 GPM	100 PSI	220 x 237 x 116	3,93	**14497**
DSP DN40	500 lpm	6 bar	220 x 237 x 116	3,93	**16184**

Pokabronze 1000



Inlet	Flow rate	Working pressure	Dimensions (mm)	Weight (kg)	Ref.
2" BSP male	1000 lpm	6 bar	273 x 243 x 120	5,67	**16187**
2.5" NST-NH female	250 GPM	100 PSI	273 x 243 x 120	5,67	**17090**



Turbokabronze 500



Maximum working pressure: PN16
Shutoff: with ball valve
Opening: by operating handle
Flush position: YES
Material: bronze
Body type: moulded
Head: spinning teeth
Pistol grip: one

Options: low expansion foam attachment, medium expansion foam attachment.

Bumper guard colours: ●

The Turbokabronze nozzle with selectable flow rates and stream patterns is entirely made of bronze. A calibrated ring allows to select the flow rates. The flow patterns are obtained by rotating the head ring: straight jet, flashover and wide angle spray. It is equipped with a tip with spinning teeth.



Inlet	Flow rate	Working pressure	Dimensions (mm)	Weight (kg)	Ref.
1.5" NST-NH female	30-60-95 GPM	100 PSI	242 x 237 x 116	5,04	**08945**
1.5" NST-NH female	60-95-125 GPM	100 PSI	242 x 237 x 116	5,04	**08946**



POK France - ZI Les Guignons - 10400 Nogent-sur-Seine - FRANCE
Tel: +33 (0)3 25 39 84 78 - Fax: +33 (0)3 25 39 84 90 - Email: export@pok.fr - Web: www.pok.fr

Hand nozzles - Marine type - Selectable flow rate

The entire range of Turbokador nozzles in stainless steel have selectable flow rates and are available with several tips: aluminium or bronze, for electrical fires.
The stream pattern is obtained by rotating the head ring. The selection of the flow rates is done by rotating the ring.
These nozzles are marine and made to last in a corrosive environment.



Maximum working pressure: PN16
Shutoff: with ball valve
Opening: by operating handle
Flush position: YES
Material: bronze, stainless steel, aluminium
Body type: moulded
Head: spinning teeth
Pistol grip: one

Options: low expansion foam attachment, medium expansion foam attachment.

Bumper guard colours:

Approved by French navy

Protects Aircraft carrier Charles de Gaulle

French navy homologation N°6585/43 STCM

French navy homologation N°6585/46 STCM

Turbokador 500 for electric fires - marine type

Body in stainless steel 316L, tip in bronze



Inlet	Flow rate	Working pressure	Dimensions (mm)	Weight (kg)	Ref.
Sym. DN40	200-300-500 lpm	6 bar	266 x 248 x 93	4,92	**00235**

Turbokador 500 for electric fires - marine type

Body in stainless steel 316L, tip in anodised aluminium alloy



Inlet	Flow rate	Working pressure	Dimensions (mm)	Weight (kg)	Ref.
Sym. DN40	200-300-500 lpm	6 bar	266 x 248 x 93	4,92	**08049**



Turbokador 500

Body in stainless steel 316L, tip in anodised aluminium alloy



Maximum working pressure: PN16
Shutoff: with ball valve
Opening: by operating handle
Flush position: YES
Material: stainless steel, aluminium
Body type: moulded
Head: spinning teeth
Pistol grip: one

Options: low expansion foam attachment, medium expansion foam attachment.

Bumper guard colours:

The stream pattern is selectable from the head ring. An indexed ring allows to select the flow rates.

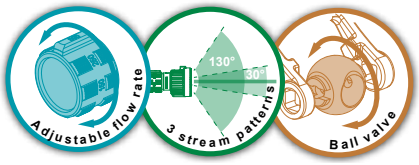

Inlet	Flow rate	Working pressure	Dimensions (mm)	Weight (kg)	Ref.
Sym. DN40	150-300-500 lpm	6 bar	282 x 248 x 93	3,5	**09188**

Turbokador 500 for electric fires

Body in stainless steel 316L, tip in anodised aluminium alloy.
On this nozzle, straight jet and flush positions were removed for a greater safety of the fireman.



Maximum working pressure: PN16
Shutoff: with ball valve
Opening: by operating handle
Material: stainless steel, aluminium
Body type: moulded
Head: spinning teeth
Pistol grip: one

Options: low expansion foam attachment, medium expansion foam attachment.

Bumper guard colours:

Turbokador model with stainless steel body, aluminium alloy tip, selectable flow rate and for electric fires.
The stream pattern is selectable from the head ring. An indexed ring allows to select the flow rates.



Inlet	Flow rate	Working pressure	Dimensions (mm)	Weight (kg)	Ref.
DSP DN40	150-300-500 lpm	6 bar	282 x 248 x 93	3,5	**08031**

POK France - ZI Les Guignons - 10400 Nogent-sur-Seine - FRANCE
Tel: +33 (0)3 25 39 84 78 - Fax: +33 (0)3 25 39 84 90 - Email: export@pok.fr - Web: www.pok.fr

Criquet

Other tips are possible on request.



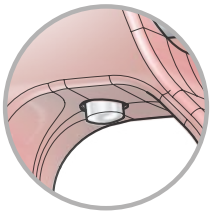

Locking knob of the trigger

Maximum working pressure: PN40
Shutoff: with slide valve
Opening: by trigger
Trigger locking: YES
Flush position: YES
Material: aluminium
Surface treatment: hard anodisation
Body type: moulded
Head: moulded teeth

Options: carrying strap, orientable elbow.

Bumper guard colours:

Our high pressure nozzle "CRIQUET" can operate with a fixed flow rate of 150 lpm and at a pressure of 40 bar. Rotation of the bumper enables the selection of the stream patterns (straight jet, flashover, wide angle spray).
A better handling is provided through a swivel inlet coupling and optional swivel elbow.
The operating handle trigger comes with a locking knob. The lock is released when pressing once on the handle.
The nozzle is made of aluminium alloy, hard anodised.



Inlet	Flow rate	Working pressure	Dimensions (mm)	Weight (kg)	Ref.
1" BSP female	150 lpm	40 bar	311 x 275 x 70	2,04	**35708**

Damster

Other tips are possible on request.



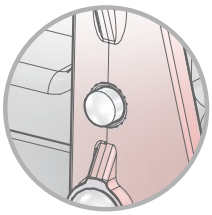

Locking knob of the trigger

Maximum working pressure: PN40
Shutoff: with slide valve
Opening: by trigger
Trigger locking: YES
Flush position: YES
Material: aluminium
Surface treatment: hard anodisation
Body type: moulded
Head: moulded teeth

Options: low expansion foam attachment, medium expansion foam attachment, carrying strap, orientable elbow.

Bumper guard colours:

Our high pressure nozzle DAMSTER can operate at 40 bar. A better handling is provided through a swivel coupling and optional swivel elbow. The flow rates are obtained by rotating the ring. The bumper with tactile markings enables to select the different stream patterns (straight jet, flashover, wide angle spray). The grip handle comes with a locking knob.
The lock is released when pressing once on the handle.



Inlet	Flow rate	Working pressure	Dimensions (mm)	Weight (kg)	Ref.
1" BSP female	150 lpm	40 bar	400 x 330 x 88	2,97	**35707**

I-POK



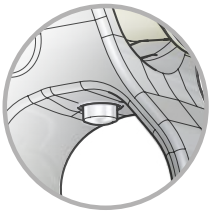

Locking knob of the trigger

Maximum working pressure: PN40
Shutoff: with slide valve
Opening: by trigger
Trigger locking: YES
Flush position: YES
Material: aluminium
Surface treatment: polyester coating
Body type: moulded
Head: moulded teeth

Options: low expansion foam attachment, medium expansion foam attachment, carrying strap, orientable elbow.

Bumper guard colours:



Our high pressure nozzle I-POK was designed for operating pressures of 6 and 40 bar. Its design aims at using the force in the arm and not in the wrist. The trigger system allows to have a strong and effective pulsing.
It is possible to attach a tip with selectable flow rate.

Inlet	Flow rate	Working pressure	Dimensions (mm)	Weight (kg)	Ref.
1" BSP female	150 lpm	40 bar	318 x 305 x 78	2,5	**28289**
1" BSP female	150 lpm	6 bar	318 x 305 x 78	2,5	**28293**

I-POK S



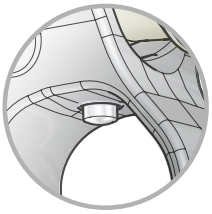

Locking knob of the trigger

Maximum working pressure: PN40
Shutoff: with slide valve
Opening: by trigger
Trigger locking: YES
Flush position: YES
Material: aluminium
Surface treatment: polyester coating
Body type: moulded
Head: moulded teeth

Options: low expansion foam attachment, medium expansion foam attachment, carrying strap, orientable elbow.

Bumper guard colours:



Our high pressure nozzle "I-POK S" was designed for operating pressures of 6 and 40 bar. The elbow shape of the outlet of the nozzle reduces the recoil force in the wrist during use.
The trigger system allows to have a strong and effective pulsing. It is possible to attach a tip with selectable flow rate and stream pattern.

Inlet	Flow rate	Working pressure	Dimensions (mm)	Weight (kg)	Ref.
1" BSP female	150 lpm	40 bar	383 x 305 x 78	2,7	**28291**
DSP DN40	150 lpm	6 bar	383 x 305 x 78	2,7	**28294**

POK France - ZI Les Guignons - 10400 Nogent-sur-Seine - FRANCE
Tel: +33 (0)3 25 39 84 78 - Fax: +33 (0)3 25 39 84 90 - Email: export@pok.fr - Web: www.pok.fr

OPTIMAL NOZZLE



Patented equipment
Made in association with IFPEN

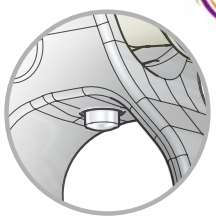

Locking knob of the trigger

Attack jet: 240 lpm

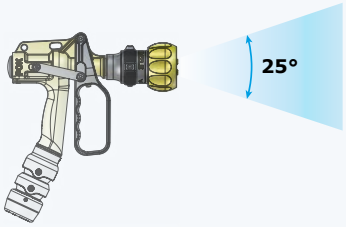

Square spray jet: 70 lpm

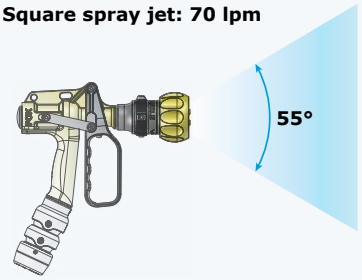

Maximum working pressure: PN40
Shutoff: with slide valve
Opening: by trigger
Trigger locking: YES
Flush position: YES
Material: aluminium
Surface treatment: polyester coating
Body type: moulded
Head: smooth

Options: low expansion foam attachment, medium expansion foam attachment, carrying strap, orientable elbow.

Bumper guard colours:

The Optimal Nozzle is a special nozzle designed for indoor fire, operations such as flow adjustment, jet adjustment and shut-off manoeuvre are easier thanks to an innovative construction.

A simple 45° rotation of the nozzle makes :
- An attack jet with an angle of 25°, and a flow rate of 240 lpm (63 GPM).
- A square spray jet with an angle of 55°, and a flow rate of 70 lpm (18 GPM).

The combination of those two jet types in addition to the shut-off trigger allows the user to simply make: ceiling test, gas cooling, an efficient protection fog, attack the fire source.



Inlet	Flow rate	Working pressure	Dimensions (mm)	Weight (kg)	Ref.
1" BSP female	240 lpm	40 bar	326 x 387 x 82	2,9	**30052.FF1**
DSP DN40	240 lpm	40 bar	326 x 387 x 82	2,9	**30052**

LADYPOK



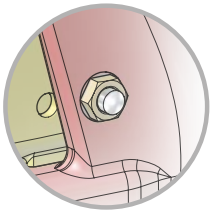

Locking knob of the trigger

Maximum working pressure: PN40
Shutoff: with slide valve
Opening: by trigger
Trigger locking: YES
Flush position: YES
Material: aluminium
Surface treatment: polyester coating
Body type: moulded
Head: spinning teeth

Options: low expansion foam attachment, medium expansion foam attachment, carrying strap, orientable elbow.

Bumper guard colours:

Our high pressure nozzle "Ladypok" was designed to operate at 40 bar. It is equipped with a fixed flow rate tip of 150 lpm and selectable stream patterns (straight jet, flashover, wide angle spray). The design of this nozzle aimed at using the force in the arm and not in the wrist.



Inlet	Flow rate	Working pressure	Dimensions (mm)	Weight (kg)	Ref.
1" BSP female	150 lpm	40 bar	318 x 305 x 78	2,5	**13114**
GFR DN20 female	150 lpm	40 bar	318 x 305 x 78	2,5	**13113**

AQUASTAR



Maximum working pressure: PN40
Shutoff: with ball valve
Opening: by operating handle
Flush position: YES
Material: aluminium and stainless steel
Surface treatment: hard anodisation
Body type: moulded
Head: spinning teeth

Options: low expansion foam attachment, medium expansion foam attachment, orientable elbow.

Bumper guard colours:

Our high pressure hand nozzle "Aquastar" is conceived to be used at an operating pressure of 20 bar.
The selectable flow rate of 55 - 110 and 180 lpm is obtained by rotating the indexed ring.
The rotation of the bumper having tactile marks allows the selection of different stream patterns (straight jet, flash over and wide angle spray).
The nozzle is entirely made in aluminium alloy with hard anodisation 50µm and Teflon impregnation.



Inlet	Flow rate	Working pressure	Dimensions (mm)	Weight (kg)	Ref.
1" BSP female	55-110-180 lpm	20 bar	258 x 80 x 224	1,62	**39585**



POK France - ZI Les Guignons - 10400 Nogent-sur-Seine - FRANCE
Tel: +33 (0)3 25 39 84 78 - Fax: +33 (0)3 25 39 84 90 - Email: export@pok.fr - Web: www.pok.fr

Black gun



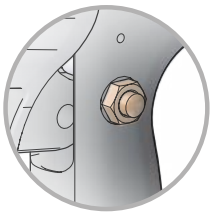

Locking knob of the trigger

Maximum working pressure: PN16
Shutoff: with slide valve
Opening: by trigger
Trigger locking: YES
Flush position: YES
Material: aluminium
Surface treatment: hard anodisation
Body type: moulded
Head: spinning teeth

Bumper guard colours:



Our high pressure nozzle "Black gun" was designed to operate at 6 bar. It is equipped with a selectable flow rate and stream patterns (straight jet, flashover, wide angle spray) of 230 lpm. Its ergonomic handle is suitable for the pulsing mode.

Inlet	Flow rate	Working pressure	Dimensions (mm)	Weight (kg)	Ref.
1.5" BSP female	50-150-230 lpm	6 bar	415 x 100 x 205	3,18	**35894**

Galaxie



Maximum working pressure: PN16
Shutoff: with ball valve
Opening: by operating handle
Flush position: YES
Material: aluminium
Surface treatment: polyester coating, hard anodisation
Body type: moulded
Head: spinning teeth

Options: low expansion foam attachment, medium expansion foam attachment.

Bumper guard colours:



The "Galaxie" nozzle is simple and efficient. The flow rate ring allows to select from different flow rates: 60, 120, 240, 360 and 480 lpm at 6 bar. The head ring is used to operate the stream patterns (straight jet, flashover, wide angle spray). The Galaxie nozzle comes with a tip with spinning teeth. The shutoff handle operates the open/close positions.

Inlet	Flow rate	Working pressure	Dimensions (mm)	Weight (kg)	Ref.
DSP DN40	60-120-240-360-480 lpm	6 bar	248 x 254 x 126	1,9	**18655**

Chinajet 12



Maximum working pressure: PN16
Shutoff: with ball valve
Opening: by operating handle
Flush position: YES
Material: aluminium
Surface treatment: polyester coating, hard anodisation
Body type: moulded
Head: spinning teeth

Options: low expansion foam attachment, medium expansion foam attachment.

Bumper guard colours:

The "Chinajet 12" nozzle was designed specifically to meet the technical and budgetary requirements of Asian markets. Its design is simple and robust with stream patterns selectable via the head ring (straight jet, flashover, wide angle spray).
The open/close positions are obtained via a "gamma" handle.
The "Chinajet 12" nozzle tip is with moulded rubber teeth.



Inlet	Flow rate	Working pressure	Dimensions (mm)	Weight (kg)	Ref.
Machino DN65 male	720 lpm	6 bar	362 x 238 x 130	3,6	**17832**
2.5" Instantaneous male	720 lpm	6 bar			**17832. Instantaneous**

Flash



Maximum working pressure: PN16
Shutoff: with ball valve
Opening: by operating handle
Material: aluminium
Surface treatment: polyester coating, hard anodisation
Body type: moulded
Head: smooth

Options: low expansion foam attachment, medium expansion foam attachment.

Bumper guard colours:

Our range of "Flash" nozzles are simple and robust.
They are available in three flow rates: 100, 240 or 400 lpm at 6 bar. The stream patterns are adjusted via the head ring. The "gamma" handle operates the open/close positions of the nozzle.

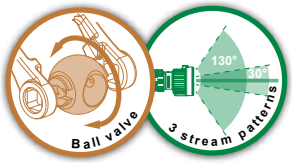

Inlet	Flow rate	Working pressure	Dimensions (mm)	Weight (kg)	Ref.
Storz C/52	100 lpm	6 bar	277 x 241 x 122	1,76	**20810**
2" BSP female	240 lpm	6 bar	277 x 241 x 122	1,76	**20013**
Storz C/52	400 lpm	6 bar	277 x 241 x 122	1,76	**20814**

''Pistolet'' nozzle



Maximum working pressure: PN16
Shutoff: with slide valve
Opening: by trigger
Material: aluminium
Surface treatment: polyester coating, hard anodisation
Body type: moulded
Head: moulded teeth

Options: low expansion foam attachment, carrying strap.

Bumper guard colours:

The "Pistolet" nozzle offers a perfect handling through two grips of the machine gun type. The flow rate is adjustable via the indexed trigger. The nozzle has a "Robatflam" tip with selectable stream patterns: straight jet or spray with adjustable angle.



Inlet	Flow rate	Working pressure	Dimensions (mm)	Weight (kg)	Ref.
1.5" BSP male	100 lpm	6 bar	468 x 215 x 56	2,45	**19131**

POK France - ZI Les Guignons - 10400 Nogent-sur-Seine - FRANCE
Tel: +33 (0)3 25 39 84 78 - Fax: +33 (0)3 25 39 84 90 - Email: export@pok.fr - Web: www.pok.fr

"Belier" nozzle



Maximum working pressure: PN16
Opening: by operating handle
Material: stainless steel

The "Belier" nozzle is designed to reach and extinguish fires in closed rooms.
It is offered in its "light" version with ball valve shutoff and equipped with a diffuser head with stainless steel tip.
It is of particularly robust design in stainless steel construction.



Inlet	Flow rate	Working pressure	Dimensions (mm)	Weight (kg)	Ref.
Femelle 3/4" BSP	100 L/min	5 bar	760 x 128 x 77	2,32	**39573**
Mâle 2"1/2 Instanteneous	100 L/min	5 bar	774 x 180 x 98	2,81	**39642**
DSP DN40	100 L/min	5 bar	777 x 215 x 95	2,75	**39640**
Storz C/52	100 L/min	5 bar	780 x 165 x 107	2,74	**39589**

The "Belier" nozzle is designed to reach and extinguish fires in closed rooms.
It is of particularly robust design in stainless steel construction.
Four grip handles allow intervention in pairs.
It offers the choice of multiple configurations: short or long extension, shutoff valve ...
It is equipped with an interchangeable stainless steel tip.

Maximum working pressure: PN16
Shutoff: option
Material: stainless steel

Options: shutoff with ball valve, with or w/o pistol handle

Configuration with pistol grip



Configuration with four grips



"Belier" nozzle - 1550



Inlet	Flow rate	Working pressure	Shutoff	Dimensions (mm)	Weight (kg)	Ref.
1.5" NST-NH female	460 lpm	7 bar	•	1550	11,7	**02306**
SG DN40	460 lpm	7 bar		1550	11,68	**09409**

"Belier" nozzle - 920



Inlet	Flow rate	Working pressure	Shutoff	Dimensions (mm)	Weight (kg)	Ref.
1.5" NST-NH female	460 lpm	7 bar	•	920	8,43	**08955**

"Belier" nozzle accessories - tip in stainless steel



Description	Flow rate	Working pressure	Weight (kg)	Ref.
Tip in stainless steel male ISO M36 x 200	460 lpm	7 bar	1,15	**00801**

"Belier" nozzle accessories - piercing tip in stainless steel



Description	Weight (kg)	Ref.
Piercing tip stainless steel	0,08	**14468**

"Belier" nozzle accessories - straight tube



Description	Weight (kg)	Ref.
Straight tube, without shutoff, without shutoff, without tip, 1.5" NST-NH female	1,84	**11926**

"Belier" nozzle accessories - storage bracket with rubber strap



Description	Weight (kg)	Ref.
Storage bracket in aluminium alloy	0,45	**18689**

POK France - ZI Les Guignons - 10400 Nogent-sur-Seine - FRANCE
Tel: +33 (0)3 25 39 84 78 - Fax: +33 (0)3 25 39 84 90 - Email: export@pok.fr - Web: www.pok.fr

Hand nozzles - Specific use

The fog application nozzle is used to clean large tanks.
A fog head is screwed to the end of the nozzle to ensure a homogeneous spray. Depending on the shape of the tank, several configurations are possible: elbow of 45° or 90°.
It can also be equipped with a filter shutoff for opening and closing the waterway.

Maximum working pressure: PN16
Shutoff: with ball valve
Opening: by operating handle
Material: aluminium alloy

Bumper guard colours:

Configuration without extension with applicator with 45° bend



Fog application nozzle - Filter shutoff



Inlet	Outlet	Flow rate	Working pressure	Dimensions (mm)	Weight (kg)	Ref.
SG DN40	SG DN40	460 lpm	7 bar	407 x 127 x 163	2,35	**07353**

Fog application nozzle - straight extension-piece



Inlet	Outlet	Dimensions (mm)	Weight (kg)	Ref.
SG DN40	SG DN40	1600 x 75 x 75	1,28	**07357**

Fog application nozzle - applicator with 90° bend



Inlet	Outlet	Dimensions (mm)	Weight (kg)	Ref.
SG DN40	1" BSP male	1673 x 75 x 406	1,40	**07354**

Fog application nozzle - applicator with 45° bend



Inlet	Outlet	Dimensions (mm)	Weight (kg)	Ref.
SG DN40	1" BSP male	1778 x 75 x 306	1,33	**07356**

Fog application nozzle - fog head



Inlet	Flow rate	Working pressure	Dimensions (mm)	Weight (kg)	Ref.
1'' BSP female	460 lpm	7 bar	152 x 42 x 42	1,28	**07355**

"Chimney" nozzle



Maximum working pressure: PN16
Shutoff: with ball valve
Opening: by operating handle
Material: aluminium alloy
Surface treatment: anodisation
Body type: cut into bars
Head: smooth

The "Chimney" nozzle is used to extinguish fires such as high-beam fires or fires in dropped ceilings or chimneys. It has a robust and lightweight design. It offers a 25 lpm limited flow to avoid any water damage.
It is composed of an American shutoff, a straight part with an elbow of 45° at the end and a conical diffuser to achieve a 60° spray.

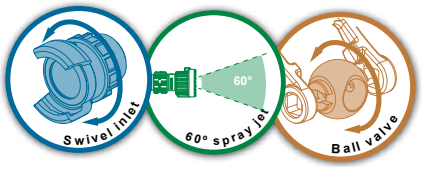

Inlet	Flow rate (lpm)	Working pressure	Dimensions (mm)	Weight (kg)	Ref.
GFR DN20 female	25	6 bar	970 x 336 x 95	1,7	**03529**



POK France - ZI Les Guignons - 10400 Nogent-sur-Seine - FRANCE
Tel: +33 (0)3 25 39 84 78 - Fax: +33 (0)3 25 39 84 90 - Email: export@pok.fr - Web: www.pok.fr

The "Gerico" nozzle was specially designed for silo fires. It allows through its various extensions to reach the heart of the fire source located several tens of meters in the silo.
It consists of an operating handle with a diffusion tip. Its configuration offers the ability to add the number of extensions required depending on the silo.

Maximum working pressure: PN16
Material: stainless steel

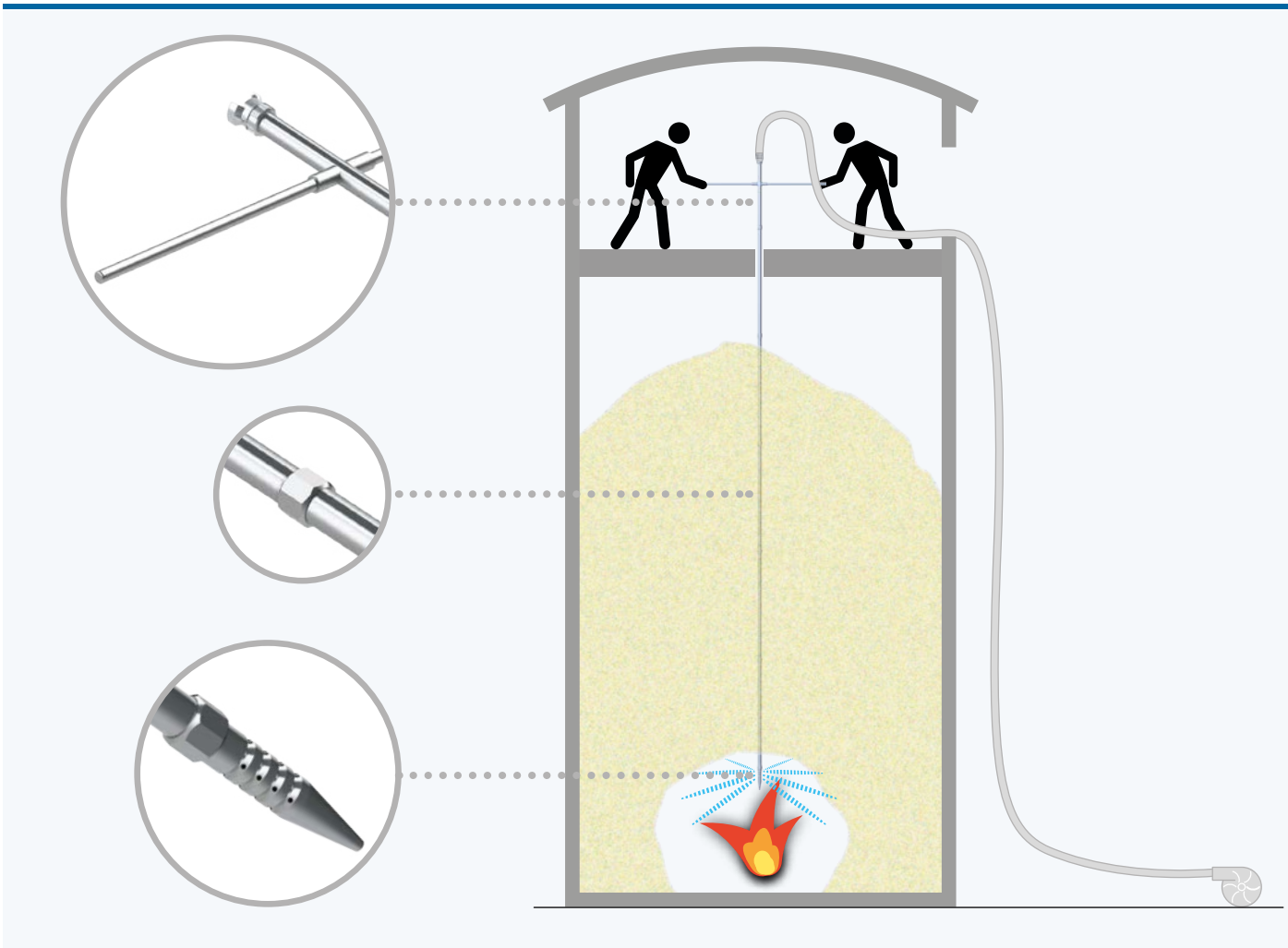

"Gerico" nozzle



Inlet	Flow rate (lpm)	Working pressure	Dimensions (mm)	Weight (kg)	Ref.
SG DN40	640	7 bar	385	18,8	**13250**

Extension



Description	Weight (kg)	Ref.
1.50m extension in stainless steel, inlet female 1.25" BSP, outlet male 1.25" BSP	5,10	**24556**

Shutoffs without pistol grip

Our shutoffs are available in several configurations: with or without a grip, one or two handle grips, open/close horseshoe handle shape, "gamma" or "din", threaded in- and outlet or equipped with couplings, aluminium alloy or bronze construction.



Maximum working pressure: PN16
Shutoff: with ball valve
Opening: by operating handle or lever
Material: aluminium alloy ou bronze

Bumper guard colours:

Shutoff with swivel threaded inlet



Inlet	Outlet	Waterway	Weight (kg)	Ref.
Swivel 1" NST-NH female	1" NST-NH male	25	1,13	**09981**
Swivel 1.5" NST-NH female	1.5" NST-NH male	25	1,2	**09983**
Swivel 1.5" NST-NH female	1.5" NST-NH male	35	1,2	**09985**
Swivel 2.5" NST-NH female	1.5" NST-NH male	35	1,6	**09986**
Swivel 2.5" NST-NH female	2.5" NST-NH male	52	2,24	**09989**

Shutoff for fire nozzle



Inlet	Outlet	Waterway	Weight (kg)	Ref.
Swivel ISO M24 x 200 female	ISO M24 x 200 male	10	1,07	**07290**
Swivel ISO M52 x 300 female	ISO M52 x 300 male	35	1,01	**02466**
Swivel ISO M36 x 200 female	ISO M36 x 200 male	20	0,95	**07291**

Shutoff with threaded in and outlet



Inlet	Outlet	Waterway	Weight (kg)	Ref.
1.5" BSP female	1.5" BSP male	35	1,10	**07320**
2.5" BSP male	2.5" BSP male	52	1,82	**07322**
2.5" BSP male	2.5" BSP female	52	1,8	**07323**
2" BSP male	2" BSP male	35	1,16	**13278**

Shutoff for bronze fire nozzle



Inlet	Outlet	Waterway	Weight (kg)	Ref.
Swivel ISO M24 x 200 female	ISO M24 x 200 male	10	0,82	**07300**
Swivel ISO M36 x 200 female	ISO M36 x 200 male	20	1,21	**07301**

Shutoff with casted body



Inlet	Outlet	Waterway	Weight (kg)	Ref.
2" BSP male	1.5" BSP female	32	0,62	**13211**
2" BSP male	2" BSP female	32	0,62	**13212**
Storz C/52	1.25" BSP female	32	0,98	**13213**
Storz C/52	1.5" BSP female	32	0,92	**13214**
Storz C/52	2" BSP female	32	0,92	**13215**
Swivel 1.5" NST-NH female	1.5" NST-NH male	32	0,95	**90018**
2'' BSP male	1.25" BSP female	32	0,69	**13210**

POK France - ZI Les Guignons - 10400 Nogent-sur-Seine - FRANCE
Tel: +33 (0)3 25 39 84 78 - Fax: +33 (0)3 25 39 84 90 - Email: export@pok.fr - Web: www.pok.fr

Shutoffs with pistol grip

Our shutoffs are available in several configurations: with or without a grip, one or two handle grips, open/close horseshoe handle shape, "gamma" or "din", threaded in- and outlet or equipped with couplings, aluminium alloy or bronze construction.



Maximum working pressure: PN16
Shutoff: with ball valve
Opening: by operating handle or lever
Material: aluminium alloy ou bronze

Bumper guard colours:

Shutoff with one pistol grip



Inlet	Outlet	Waterway	Weight (kg)	Ref.
Swivel 1" NST-NH female	1" NST-NH male	15	0,87	**13341**
DSP DN40, with lock	ISO M36x200 male	25	1,28	**02981**
Swivel 1" NST-NH female	1" NST-NH male	25	1,26	**09982**
Swivel 1.5" NST-NH female	1.5" NST-NH male	25	1,46	**09984**
Swivel 2.5" NST-NH female	1.5" NST-NH male	35	2,20	**09987**
Swivel 1.5" NST-NH female	1.5" NST-NH male	35	1,46	**09990**

Shutoff with two pistol grips



Inlet	Outlet	Waterway	Weight (kg)	Ref.
Swivel 2.5" NST-NH female	1.5" NST-NH male	35	2,95	**09988**

Shutoff with casted body



Inlet	Outlet	Waterway	Weight (kg)	Ref.
Swivel 1.5" NST-NH female	1.5" NST-NH male	35	1,68	**07669**
Swivel 1.5" NST-NH female	1.5" NST-NH male	32	1,2	**90017**

Shutoff with two grips



Inlet	Outlet	Waterway	Weight (kg)	Ref.
Storz C/52	1.5" BSP female	32	1,6	**28005**

Pistol grips without shutoff

With jet straightener and filter



Inlet	Outlet	Waterway	Weight (kg)	Ref.
Swivel 1.5" NST-NH female	1.5" NST-NH male	35	0,89	**02320**

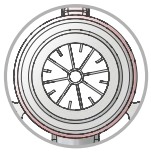

Inside view of the jet straightener and filter

Waterwall nozzles

The waterwall nozzles are used for fire protection of tanks or sensitive equipment and against radiant heat and flying sparks.
The plate to obtain the water curtain is made in aluminum and has streaks for better maintenance of the spray in difficult weather conditions with strong wind.
It is equipped with a handle and a stabilizing device for the ground.

Maximum working pressure: PN16
Material: aluminium
Surface treatment: polyester coating
Handle: one
Body type: moulded

Transportable waterwall nozzles



Inlet	Flow rate	Working pressure	Dimensions (mm)	Weight (kg)	Ref.
DSP DN40	300 lpm	6 bar	259 x 320 x 130	1,4	**16096.Red**
DSP DN50	500 lpm	6 bar	259 x 320 x 130	1,5	**16527**
Swivel 1.5" NST-NH female	500 lpm	6 bar	242 x 320 x 130	1,45	**02238**
DSP DN65	500 lpm	6 bar	257 x 320 x 130	1,57	**03527**
DSP DN40	500 lpm	6 bar	259 x 320 x 130	1,43	**03528**
2" BSP male	500 lpm	6 bar	206 x 320 x 130	1,2	**09016**
Storz C/52	500 lpm	6 bar	241 x 320 x 130	1,49	**09017**
Swivel 2.5" NST-NH female	1200 lpm	6 bar	336 x 399 x 160	3,34	**02239**
2.5" BSP male	1200 lpm	6 bar	289 x 399 x 160	2,93	**09018**
Storz B/75	1200 lpm	6 bar	327 x 399 x 160	3,40	**09019**
DSP DN65	1200 lpm	6 bar	330 x 399 x 160	3,24	**09380**
2.5" BSP male	1400 lpm	7 bar	289 x 399 x 160	2,93	**33863**
Instantaneous 2.5" male	1800 lpm	8 bar	339 x 399 x 160	3,17	**37012**

The waterwall nozzle in stainless steel are made for marine environment.

Maximum working pressure: PN16
Material: stainless steel

Transportable waterwall nozzles in stainless steel



Inlet	Flow rate	Working pressure	Dimensions (mm)	Weight (kg)	Ref.
2" NPT male	1200 lpm	6 bar	320 x 100	2,2	**23135**



POK France - ZI Les Guignons - 10400 Nogent-sur-Seine - FRANCE
Tel: +33 (0)3 25 39 84 78 - Fax: +33 (0)3 25 39 84 90 - Email: export@pok.fr - Web: www.pok.fr

DESCRIPTION

The anti-recoil elbow DIN 14-368 is supplied in all firefighting vehicles in Germany, Austria, and in all countries referring to the German DIN standard. The anti-recoil elbow is used when the capacity of the fire nozzle exceeds 400 lpm at **6 bar**. Its basic function is to reduce the effort supported by the operator. The effort is reduced by about 15%. Indeed, a fire nozzle of 500 lpm at **6 bar** exerts a reaction force of 30 kg. Reducing this reaction to 25.5 kg is felt immediately; it reduces fatigue and improves the safety of the nozzle operator.

The anti-recoil elbow DIN standard has a handle to facilitate gripping. The handle may also be positioned on the shoulder of the operator.

A hook on the bottom of the device allows for the positioning on a ladder rung or on a railing. The anti-recoil elbow DIN 14-368 is equipped with Storz couplings B/75 that can be easily replaced by British Instantaneous couplings 2,5", by American NST-NH couplings 2,5" or by French couplings DSP DN65.

When the couplings are of the symmetric type, the inlet and outlet can be mounted on the device and elbow reversed positioned on the ground, thus eliminating the recoil force for the operator.

Division of forces without anti-recoil elbow

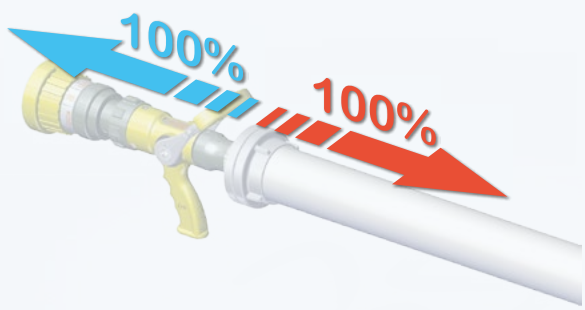

Division of forces with anti-recoil elbow

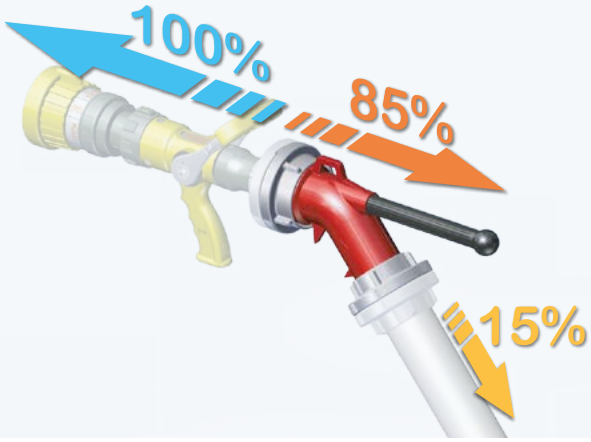

Maximum working pressure: PN16
Type de poignee: one
Material: aluminium alloy
Surface treatment: polyester coating
Body type: moulded

Anti-recoil elbows - PN16



Description	Weight (kg)	Ref.
Inlet Storz B/75, swivel outlet Storz B/75	1,91	**14930**
Inlet Storz DN65, swivel outlet Storz DN65 (NEN)	1,92	**16034**
Inlet 2.5" Instantaneous male, outlet 2.5" Instantaneous female	1,98	**16035. BS336**
Inlet swivel 2.5" NST-NH female, outlet 2.5" NST-NH male	1,70	**16036**
Inlet DSP DN65 with lock, outlet DSP DN65 with lock	2,19	**16037**
2.5" BSP male, 2.5" BSP female	0,99	**16035**

According to DIN 14 368 PVR 1/05



Anti-recoil elbows - PN16



Description	Weight (kg)	Ref.
DN40, with coupling DSP DN40 (NF S 61-704) with lock	1,26	**02282**
DN65, with coupling DSP DN65 (NF S 61-704) with lock	2,88	**02283**
DN40, inlet swivel 1.5" NST-NH female, outlet 1.5" NST-NH male	0,96	**02308**
DN65, inlet swivel 2.5" NST-NH female, outlet 2.5" NST-NH male	2,98	**02309**
DN40, inlet and outlet 1.5" BSP male	0,66	**07042**
DN40, Inlet Storz C/52 with catch, outlet swivel Storz C/52	1,37	**09015**

Anti-recoil elbows

Some misinformed sales agents claim that their nozzles have an anti-recoil function and thus have a lower reaction force.
This is not true.

The reaction force of a nozzle is given by the formula F = ρQV (the laws of physics are the same for all) with:

ρ = density of water
Q = volume flow rate per unit time
V = velocity of the water at the tip

- The density of water is the same for everyone.

- Reducing the speed of the water reduces the span distance and nobody is interested in a nozzle which has no range.

- Reducing the flow remains the only option to decrease the reaction force.

In conclusion, those who reported smaller reaction force of their fire nozzle cheat on flow! Q.E.D.

The nozzle operator who wants to reduce the recoil force has in general five solutions:

-1- Use a recoil elbow that allows a component of the force to press on the inclined hose (stiffened by pressure) and use the weight of the operator to balance another component, reducing by about 15% the effort required to balance the reaction force of the nozzle in action.



-2- Sit on the hose, pulling the nozzle towards oneself, and positionned between the legs (with various variants of this position).



-3- Switch to full spray.



-4- Reduce the flow with the flow control ring.

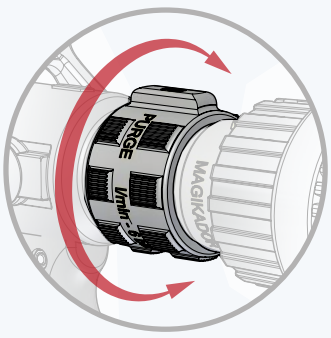

-5- Reduce the supply pressure of the nozzle, which reduces the flow rate and the speed.



POK France - ZI Les Guignons - 10400 Nogent-sur-Seine - FRANCE
Tel: +33 (0)3 25 39 84 78 - Fax: +33 (0)3 25 39 84 90 - Email: export@pok.fr - Web: www.pok.fr

DESCRIPTION

The **combination straight jet and full spray** allows to fight the fire and protect the nozzle operator simultaneously. The **COMBIPOK** was designed to protect value and courage.

To fight the ignition source with a straight jet allows rapid extinction. However, the heat given off by the fire causes the nozzle operator to stay away, limiting the effect of the water jet. The water screen incorporated into the nozzle, ensures at the same time the protection of nozzle operator against radiant heat and induces a cooler environment. Simultaneously, the straight jet allows optimum fight of the fire.

The combination straight jet and waterwall has been carried out in production in Germany 90 years ago for the first time. **The COMBIPOK is the modern solution to an old problem**.

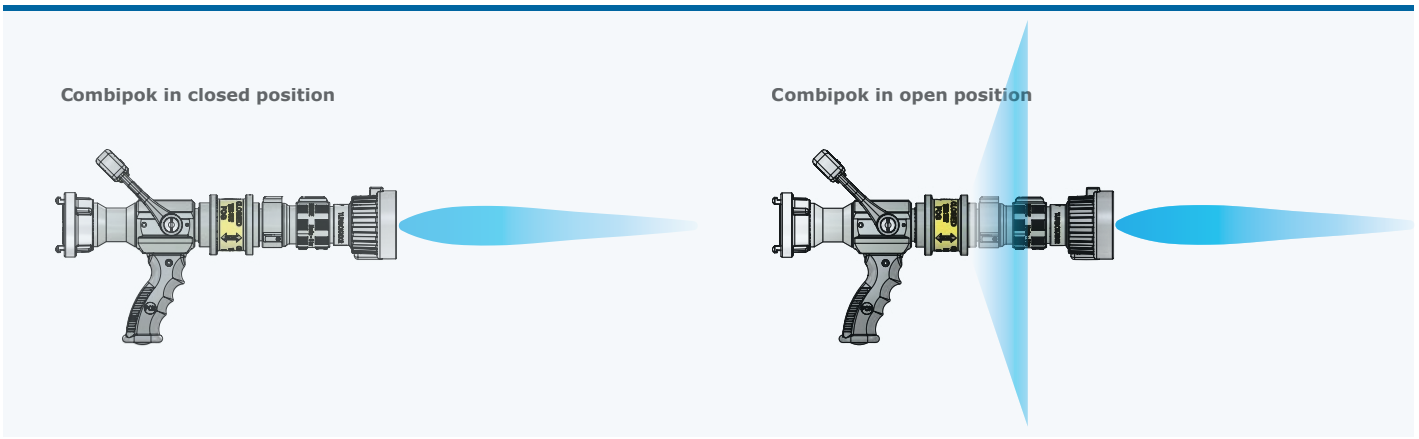

TECHNICAL CHARACTERISTICS

The waterwall is activated when pulling the operating ring (for the Combipok I) and turning the operating ring (for the Combipok II)

- The screen is turned off by performing the reverse rotation.
- **Waterway diameter**: Ø35 (1" 3/8).
- **Water flow rate of the waterwall**: 350 lpm at **6 bar** (100 GPM @ 100 PSI).
- Made of aluminum alloy (cut in solid bar).
- Is mounted to a stop valve with a waterway diameter of Ø35, a pistol grip, a shutoff handle "Open • Closed", a sphere in Rilsan made of 30% glass, please precise the inlet coupling type.
- **Different nozzles are available as outlets**:
  - Ø 3/8" , Ø 1/2" , Ø 5/8" , Ø 3/4" , Ø7/8" , Ø 15/16 and Ø 1"
  - Ø 9mm , Ø 12 mm , Ø 16 mm , Ø 19 mm , Ø 22 mm , Ø 24 mm and Ø 25 mm.

The straight jet can be replaced by an automatic tip transforming the fire nozzle into a nozzle combining multiple spray patterns and a protective waterwall.

Combipok I



Inlet	Outlet	Weight (kg)	Ref.
1.5" NST-NH female	1.5" NST-NH male	0,6	**14196**
1.5" BSP male	1.5" BSP female	0,6	**14213**
1.5'' NPSH female	1.5'' NPSH male	0,6	**14300**

Combipok II



Inlet	Outlet	Weight (kg)	Ref.
1.5'' NST-NH female	1.5'' NST-NH male	0,61	**14476**
1.5'' NPSH female	1.5'' NPSH male	0,61	**14483**
1.5" BSP female	1.5" BSP male	0,61	**16079**

High pressure swivel coupling in aluminum alloy with hard anodisation.
It offers a 15% reduction of the recoil force supported by the nozzle operator.

Material: aluminium
Surface treatment: hard anodisation

Patented system nº 13 60071, dated February 12, 2016, ref. FR 3 011 905

Unidirectional swivel elbows for high pressure nozzles



Inlet	Outlet	Maximum working pressure	Waterway Ø (mm)	Weight (kg)	Ref.
1'' BSP female	Ballgroove	40 bar	20	0,39	**33764**
1.5'' BSP female	1.5'' BSP male	40 bar	40	0,59	**37344**

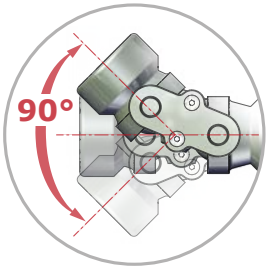

Bidirectional swivel elbows for high pressure nozzles



Inlet	Outlet	Maximum working pressure	Waterway Ø (mm)	Weight (kg)	Ref.
1.5" BSP female	1.5" BSP male	40 bar	40	0,64	**37347**
1.5'' NST-NH female	1.5'' NST-NH male	40 bar	40		**37367**
1.5 NPSH female	1.5 NPSH male	40 bar	40		**37370**



POK France - ZI Les Guignons - 10400 Nogent-sur-Seine - FRANCE
Tel: +33 (0)3 25 39 84 78 - Fax: +33 (0)3 25 39 84 90 - Email: export@pok.fr - Web: www.pok.fr

Our family of foam attachments were designed to complete our entire range of hand nozzles. They are available in different dimensions: 150, 500, 750 and 1000 lpm.
There are two main categories: low and medium expansion. It is simple to use and a clamping system ensures the safety during its operation.

Maximum working pressure: PN16
Material: aluminium alloy
Surface treatment: polyester coating
Body type: moulded

Low expansion foam attachment series 150



Description	External bumper guard diameter (mm)	Weight (kg)	Ref.
Expansion foam attachment for cylindrical tip	70	0,54	**09294**
Expansion foam attachment for rounded tip	78	0,51	**24985**

Low expansion foam attachment series 500



Description	External bumper guard diameter (mm)	Weight (kg)	Ref.
Expansion foam attachment for cylindrical tip	93	0,94	**09297**
Expansion foam attachment for rounded tip	97	0,94	**24997**

Low expansion foam attachment series 600 and 750



Description	External bumper guard diameter (mm)	Weight (kg)	Ref.
Expansion foam attachment for cylindrical tip	114	1,5	**27487**
Expansion foam attachment for rounded tip	120	1,46	**25010**

Low expansion foam attachment series 1000



Description	External bumper guard diameter (mm)	Weight (kg)	Ref.
Expansion foam attachment for cylindrical tip	126	1,85	**09300**
Expansion foam attachment for rounded tip	132	1,59	**25015**

Medium expansion foam attachment series 150



Description	External bumper guard diameter (mm)	Weight (kg)	Ref.
Expansion foam attachment for cylindrical tip	70	1,36	**09712**

Medium expansion foam attachment series 500



Description	External bumper guard diameter (mm)	Weight (kg)	Ref.
Expansion foam attachment for cylindrical tip	93	0,94	**09713**

Medium expansion foam attachment series 750 and 1000



Description	External bumper guard diameter (mm)	Weight (kg)	Ref.
Expansion foam attachment for cylindrical tip	126	1,46	**09714**



POK France - ZI Les Guignons - 10400 Nogent-sur-Seine - FRANCE
Tel: +33 (0)3 25 39 84 78 - Fax: +33 (0)3 25 39 84 90 - Email: export@pok.fr - Web: www.pok.fr

The range of branchpipes are available in aluminium or in bronze for diameters from 20 to 65. Composed of one inlet coupling and thread outlet. They are designed to be assembled with conical smooth bore tips or nozzle shutoffs. They are also available for coupling with locking ring in compliance with norm NF E 29.572.

Conform to standard NF S 61-820

Aluminium alloy branchpipes



Working pressure: PN16
Material: aluminium alloy

Inlet	Diameter (mm)	Standard	Dimensions (mm)	Weight (kg)	Ref.
SG DN20	20	NF E 29-572		0,22	**03583**
GFR DN20	20	NF E 29-579		0,25	**03790**
Express coupling	20	NF E 29-573		0,27	**02489**
SG DN40	40	NF E 29-572		0,27	**02430**
DSP DN40	40	NF E 29-572		0,32	**02607**
DSP DN40 (extra long)	40			0,50	**01593**
DSP DN65	65	NF S 61-704		0,98	**01918**
AR DN100 with lock*	100			0,28	**03200**

*Civil defense type, with two folding grips

Bronze branchpipes



Working pressure: PN16
Material: bronze

Inlet	Diameter (mm)	Standard	Dimensions (mm)	Weight (kg)	Ref.
SG DN20	20	NF E 29-572	142 x 46 x 31	0,31	**02198**
GFR DN20	20	NF E 29-579	157 x 52 x 52	0,45	**02200**
Hose shank Ø25	20			0,29	**01890**
SG DN40	40	NF E 29-572	177 x 64 x 54	0,68	**02197**
Hose shank Ø35	40		180 x 43 x 43	0,51	**01879**
SG DN65	65	NF E 29-572	325 x 104 x 83	1,86	**02432**

Red colour polyamid branchpipes



Working pressure: PN16
Material: polyamid

Inlet	Diameter (mm)	Dimensions (mm)	Weight (kg)	Ref.
0.75" BSP male	6		0,064	**08379**
1.25" BSP male	9		0,235	**08380**

Smooth bore tips

The range of smooth bore tips is available in aluminium or in bronze and was designed to be mounted on a branchpipe or shutoff for straight spray.

Aluminium alloy smooth bore tips



Working pressure: PN16
Material: aluminium alloy

Inlet	Outlet Ø (mm)	Dimensions (mm)	Weight (kg)	Ref.
ISO M36 x 200 female	40/12			**07270**
ISO M36 x 200 female	40/14		0,082	**02366**
ISO M52 x 300 female	65/18			**02431**
ISO M52 x 300 female	65/22			**07274**
ISO M52 x 300 female	65/25			**02192**
ISO M52 x 300 female	100/25		0,291	**07271**
ISO M52 x 300 female	100/28,5			**07272**
ISO M52 x 300 female	100/31			**07273**
ISO M52 x 300 female	100/35			**03642**

Brass smooth bore tips



Working pressure: PN16
Material: brass

Inlet	Outlet Ø (mm)	Dimensions (mm)	Weight (kg)	Ref.
ISO M24 x 200 female	20/6			**07580**
ISO M36 x 200 female	40/12			**07581**
ISO M52 x 300 female	65/18		0,661	**07582**

POK France - ZI Les Guignons - 10400 Nogent-sur-Seine - FRANCE
Tel: +33 (0)3 25 39 84 78 - Fax: +33 (0)3 25 39 84 90 - Email: export@pok.fr - Web: www.pok.fr

Deluge nozzles DMA with spray pattern



Conform to standard NF S 61-820 (October 1993)

Code 7683 MED Homologation

The DMA nozzle shutoffs have three positions: closed, wide spray angle, straight jet. They are designed to connect with branchpipes offering a light and efficient nozzle with a good compromise.

Working pressure: PN16
Shutoff: with ball valve
Stream pattern: closed, spray and straight stream
Opening: by operating handle
Material: aluminium alloy or brass
Body type: moulded

Options: branchpipe, red or yellow shutoff handle

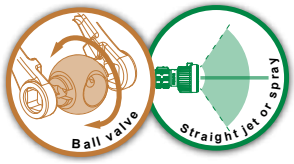

Inlet	Diameter (mm)	Dimensions (mm)	Aluminium		Bronze	
			Weight (kg)	Ref	Weight (kg)	Ref
ISO M24 x 200 female	25/8-8				0,98	**32899**
ISO M36 x 200 female	40/12-12		0,85	**07330**		
ISO M36 x 200 female	40/14-14				1,59	**07683**
ISO M52 x 300 female	65/18-15		0,88	**07331**		

Deluge nozzles DMA with spray pattern for electrical fire



Conform to standard NF S 61-820 (October 1993)

DMA DHT nozzle shutoffs have two positions: closed, and wide spray angle. They allow intervention on fire from electrical origin.

Working pressure: PN16
Shutoff: with ball valve
Stream pattern: closed and spray
Opening: by operating handle
Material: aluminium alloy or brass
Body type: moulded

Options: branchpipe, red or yellow shutoff handle

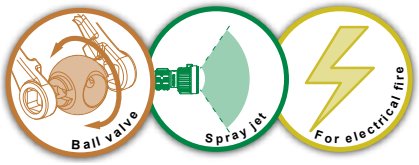

Inlet	Diameter (mm)	Dimensions (mm)	Aluminium		Bronze	
			Weight (kg)	Ref	Weight (kg)	Ref
ISO M24 x 200 female	25/8-8	93 x 95 x 139			0,96	**35649**
ISO M36 x 200 female	40/12-12		0,88	**07332**		**07682**
ISO M52 x 300 female	65/18-15			**07333**		

Deluge nozzles DMB



Conform to standard NF S 61-820 (October 1993)

The DMB nozzle shutoffs have three positions: closed, flat stream, straight jet. They are designed to be connected with branchpipes to allow several possibilities depending on circumstanses.

Working pressure: PN16
Shutoff: with ball valve
Stream pattern: closed, flat stream and straight jet
Opening: by operating handle
Material: aluminium alloy or brass
Body type: moulded

Options: branchpipe, red or yellow shutoff handle



Inlet	Diameter (mm)	Dimensions (mm)	Aluminium		Bronze	
			Weight (kg)	Ref	Weight (kg)	Ref
ISO M24 x 200 female	20/8-8		0,39	**07350**		**07360**
ISO M36 x 200 female	40/12-12		0,46	**02784**	0,89	**02837**
ISO M36 x 200 female	40/14-14					**07361**
ISO M52 x 300 female	65/18-15				1,48	**07362**
ISO M52 x 300 female	65/18-18			**09285**		

Mehrzweckstrahlrohre
Nozzles - Petrol industry

Three position nozzle Mehrzweckstrahlrohre made of aluminium alloy PN16 allowing a straight spray or wide spray angle and closed position.

Conform to standard DIN 14 365

Mehrzweckstrahlrohre, polyamid branchpipe



Working pressure: PN16
Material: aluminium alloy and polyamid

Inlet	Diameter (mm)	Dimensions (mm)	Weight (kg)	Ref.
Storz D/25	20		1,30	**09841**
1'' BSP male	20		0,45	**09840**
Storz C/52	33		1,67	**09837**
2'' BSP male	33		1,40	**09782**
Instantaneous 2.5'' male	33		1,69	**16087**

Mehrzweckstrahlrohre, aluminium alloy branchpipe



Working pressure: PN16
Material: aluminium alloy

Inlet	Diameter (mm)	Dimensions (mm)	Weight (kg)	Ref.
Storz C/52	33		1,44	**11952**
2'' BSP male	33		1,16	**13116**
Instantaneous 2.5'' male	33		1,45	**16088**

Petrol industry nozzle



Working pressure: PN16
Opening: by rotation of head ring
Material: bronze
Body type: moulded



Inlet	Flow rate (lpm)	Working pressure (bar)	Dimensions (mm)	Weight (kg)	Ref.
Instantaneous 2.5'' male	450	6	167 x 93 x 93	2,81	**20049**

POK France - ZI Les Guignons - 10400 Nogent-sur-Seine - FRANCE
Tel: +33 (0)3 25 39 84 78 - Fax: +33 (0)3 25 39 84 90 - Email: export@pok.fr - Web: www.pok.fr





Wildland equipment

Hand nozzles - Wildland 76
Tips - Wildland 78
Backpack stirrup pump 81
Shutoffs - Wildland 82
Wyes 83
Wyes - Gated 2-way 84
Wyes - Gated 3-way 85
Wyes - Spare parts 86
Non-return valves - Wildland 87
Waterwall nozzles - Wildland 87

English catalogue - Rev F - 01/2017 - Illustrations are only informative

Hand nozzles - Wildland



Our range of nozzles with adjustable flow rates and patterns "Wildland" has been designed for the extinction of forest fires. This range is equipped with locking system which allows to change from 150 to 250 lpm flow rates. 500 lpm and Flush positions can be used by pulling or pushing the trigger. The head ring, equipped with tactical marks, allows the adjustment of various patterns (straight jet, flashover and wide angle spray). This range has three possibilities of diffusers: Turbo (spinning teeth), Debi (cut teeth) or Magi (rubber teeth).

Maximum working pressure: PN16
Shutoff: with ball valve
Opening: by operating handle
Flush: Yes
Material: aluminium alloy
Surface treatment: hard anodisation
Body type: cut into bars
Pistol grip: one

Bumper guard colours:

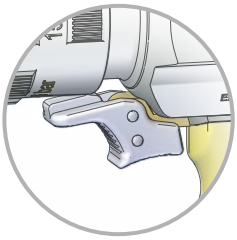

Unlocking trigger for flow rate



Magikador 500

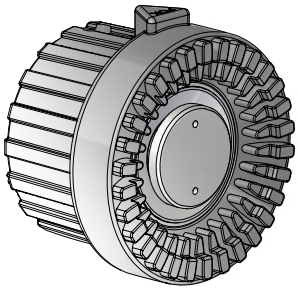

Inlet	Flow rate	Working pressure	Dimensions (mm)	Weight (kg)	Ref.
DSP DN40	150-250-500 lpm	6 bar	312 x 266 x 126	2,6	**25533**

Debikador 500

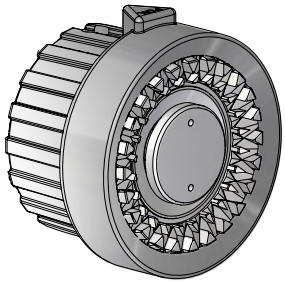

Inlet	Flow rate	Working pressure	Dimensions (mm)	Weight (kg)	Ref.
DSP DN40	150-250-500 lpm	6 bar	312 x 266 x 126	2,6	**28697**

Turbokador 500



Inlet	Flow rate	Working pressure	Dimensions (mm)	Weight (kg)	Ref.
DSP DN40	150-250-500 lpm	6 bar	312 x 266 x 126	2,6	**28066**

POK France - ZI Les Guignons - 10400 Nogent-sur-Seine - FRANCE
Tel: +33 (0)3 25 39 84 78 - Fax: +33 (0)3 25 39 84 90 - Email: export@pok.fr - Web: www.pok.fr

Robatflam 100 lpm





Maximum working pressure: PN16
Shutoff: with ball valve
Opening: by operating handle
Material: aluminium alloy
Surface treatment: hard anodisation
Body type: cut into bars
Head: moulded teeth

Bumper guard colours:

Our range of nozzle Robatflam alloys simplicity and strength. The equipment is composed of a shutoff equipped with diffuser Batflam with adjustable pattern, allowing realisation of straight jet or spray pattern with adjustable opening.

Inlet	Flow rate	Working pressure	Dimensions (mm)	Weight (kg)	Ref.
Swivel 1" BSP male	100 lpm	6 bar	221 x 95 x 236	1,20	**16214**
Swivel 1" BSP female	100 lpm	6 bar	206 x 95 x 236	1,15	**09012**
Swivel GFR DN20 female	100 lpm	6 bar	251 x 95 x 236	1,30	**02215**
Swivel DSP DN40	100 lpm	6 bar	265 x 95 x 236	1,36	**02216**
Swivel 1" NST-NH female	100 lpm	6 bar	206 x 95 x 236	1,15	**03167**
Swivel 1.5" NST-NH female	100 lpm	6 bar	223 x 95 x 236	1,19	**03168**

Robatflam 225 lpm





Maximum working pressure: PN16
Shutoff: with ball valve
Opening: by operating handle
Material: aluminium alloy
Surface treatment: hard anodisation
Body type: cut into bars
Head: smooth head

Bumper guard colours:

Our range of nozzle Robatflam alloys simplicity and strength. The equipment is composed of a shutoff equipped with diffuser Batflam with adjustable pattern, allowing realisation of straight jet with adjustable flow rate or spray pattern with adjustable opening.

Inlet	Flow rate	Working pressure	Dimensions (mm)	Weight (kg)	Ref.
Swivel 1.5" NST-NH female	225 lpm	6 bar	195 x 126 x 266	1,69	**12349**

Wildland tips DN20 with grip



Maximum working pressure: PN16
Material: aluminium alloy
Surface treatment: hard anodisation
Head: moulded teeth

Bumper guard colours:

Wildland tips DN20 with fixed flow rate 100 lpm equipped with a grip. Various pattern are adjustable by rotation of the bumper guard (straight jet, flashover and wide angle spray). In aluminium alloy hard anodised with elastomere bumper guard.

Inlet	Flow rate	Working pressure	Dimensions (mm)	Weight (kg)	Ref.
GFR DN20 female	100 lpm	6 bar	Ø63,5 x 323	0,89	**18658**
SG DN20	100 lpm	6 bar	Ø63,5 x 306	0,80	**18659**

Wildland tips DN40 with grip



Maximum working pressure: PN16
Material: aluminium alloy
Surface treatment: hard anodisation
Head: smooth head

Bumper guard colours:

Wildland tips DN40 with fixed flow rate 225 lpm equipped with a grip. You can pass from the position "closed" to "straight jet" or position "wide angle spray" by rotation of the head ring with adjustment of diffusion angle. In aluminium alloy hard anodised.

Inlet	Flow rate	Working pressure	Dimensions (mm)	Weight (kg)	Ref.
1" BSP male	225 lpm	6 bar	Ø70 x 231	0,54	**12048**

Wildland tips in aluminium



Maximum working pressure: PN16
Material: aluminium alloy
Surface treatment: hard anodisation
Head: smooth head

Bumper guard colours:

Our range of wildland tips in aluminium alloy hard anodised with fixed flow rate combines lightness and simplicity. Many flow rates are available: from 40 to 225 lpm at 6 bar. Various patterns can be adjusted by rotation of the bumper guard (straight jet, flashover and wide angle spray).
These tips have a smooth bumper guard. Our tips fit with various inlet couplings.

Inlet	Flow rate	Working pressure	Dimensions (mm)	Weight (kg)	Ref.
GFR DN20 female	40 lpm	6 bar	Ø70 x 133	0,46	**12600**
GFR DN20 female	75 lpm	6 bar	Ø70 x 133	0,46	**12601**
GFR DN20 female	115 lpm	6 bar	Ø70 x 133	0,46	**12602**
GFR DN20 female	150 lpm	6 bar			**12603**
SG DN40	225 lpm	6 bar	Ø74 x 166	0,56	**12604**
Multi-serrated hose shank Ø35	225 lpm	6 bar	Ø70 x 93	0,31	**11771**

POK France - ZI Les Guignons - 10400 Nogent-sur-Seine - FRANCE
Tel: +33 (0)3 25 39 84 78 - Fax: +33 (0)3 25 39 84 90 - Email: export@pok.fr - Web: www.pok.fr

Batflam tips, in brass



Maximum working pressure: PN16
Material: brass
Head: moulded teeth

Bumper guard colours:

Our Batflam tip in brass with fixed flow rate of 100 lpm is designed for the extinction of forest fires. Various patterns can be adjusted by rotation of head ring (straight jet, flashover and wide angle spray).
It is equipped with anti-shock rubber teeth. Our tip fits with various inlet couplings.

Inlet	Flow rate	Working pressure	Dimensions (mm)	Weight (kg)	Ref.
M36 x 200 female	100 lpm	6 bar			**02213**
1" NST-NH female	100 lpm	6 bar			**03181**
M24 x 200 female	100 lpm	6 bar		0,69	**03793**

Batflam tips, in aluminium



Maximum working pressure: PN16
Material: aluminium alloy
Surface treatment: hard anodisation
Head: moulded teeth

Bumper guard colours:

Our Batflam tip in aluminium alloy with fixed flow rate of 100 lpm is designed for the extinction of forest fires. Various patterns can be adjusted by rotation of head ring (straight jet, flashover and wide angle spray).
It is equipped with anti-shock rubber teeth. Our tip fits with various inlet couplings.

Inlet	Flow rate	Working pressure	Dimensions (mm)	Weight (kg)	Ref.
1" BSP male	100 lpm	6 bar	Ø56 x 98	0,31	**16094**
1" NST-NH female	100 lpm	6 bar	Ø63,5 x 118	0,44	**03182**



Tips of 1" with bumper guard



Conform to specifications 5100-239C

Maximum working pressure: PN16
Material: aluminium alloy
Surface treatment: hard anodisation
Head: smooth head

Bumper guard colours:

Our wildland tip 1" with elastomer bumper guard is made in anodised aluminium alloy. It is in accordance with specification 5100-239c. It offers dual flow rate of 10 and 24 GPM at 100 PSI and two spray patterns available by rotation of the bumper guard. Several inlet couplings are available.

Inlet	Flow rate	Working pressure	Dimensions (mm)	Weight (kg)	Ref.
1" NPSH female	10-24 GPM	100 PSI	Ø70 x 90	0,33	**17991**
1" NST-NH female	10-24 GPM	100 PSI	Ø70 x 90	0,33	**18403**
3/4" GHT female	10-24 GPM	100 PSI	Ø70 x 90	0,33	**18404**

Tips of 1" without bumper guard



Conform to specifications 5100-239C

Maximum working pressure: PN16
Material: aluminium alloy
Surface treatment: hard anodisation
Head: smooth head

Our wildland tip 1" without bumper guard is made in anodised aluminium alloy. It is in accordance with specification 5100-239c. It offers dual flow rate of 10 and 24 GPM at 100 PSI and two spray patterns available by rotation of the bumper guard. Several inlet couplings are available.

Inlet	Flow rate	Working pressure	Dimensions (mm)	Weight (kg)	Ref.
1" NPSH female	10-24 GPM	100 PSI	Ø49 x 90	0,26	**17497**
1" NST-NH female	10-24 GPM	100 PSI	Ø49 x 90	0,26	**17748**
3/4" GHT female	10-24 GPM	100 PSI	Ø49 x 90	0,26	**17751**

Tips of 1.5" with bumper guard



Conform to specifications 5100-239C

Maximum working pressure: PN16
Material: aluminium alloy
Surface treatment: hard anodisation
Head: smooth head

Bumper guard colours:

Our wildland tip 1.5" with elastomer bumper guard is made in anodised aluminium alloy. It is in accordance with specification 5100-239c. It offers dual flow rate of 20 and 60 GPM at 100 PSI and two spray patterns available by rotation of the bumper guard. Several inlet couplings are available.

Inlet	Flow rate	Working pressure	Dimensions (mm)	Weight (kg)	Ref.
1.5" NST-NH female	20-60 GPM	100 PSI	Ø70 x 105	0,42	**17506**
1.5" NPSH female	20-60 GPM	100 PSI	Ø70 x 105	0,43	**17754**

POK France - ZI Les Guignons - 10400 Nogent-sur-Seine - FRANCE
Tel: +33 (0)3 25 39 84 78 - Fax: +33 (0)3 25 39 84 90 - Email: export@pok.fr - Web: www.pok.fr

Backpack stirrup pump

Our backpack stirrup pump "Firebuster" for forest fires is equipped with a system of carrying harness, allowing to walk a long distance in the forest with less fatigue. It is composed of a high density polyethylene tank of 10 or 22 liters depending on the model. It comes with a hand pump in brass, with a tip that allows the realisation of straight stream or conic shape pattern with adjustable diffusion angle by rotation of head ring.
It can be delivered with a trolley to make transport effortless.

Firebuster



Description	Weight (kg)	Ref.
Backpack stirrup pump 20 liters	6,3	**25039**
Backpack stirrup pump 10 liters	5,7	**25038**

Trolley for Firebuster



Description	Weight (kg)	Ref.
Trolley for Firebuster	3,3	**24304**



Wildland shutoffs



Maximum working pressure: PN16 or PN25
Shutoff: with ball valve
Opening: by operating handle
Material: aluminium alloy
Surface treatment: hard anodisation

Bumper guard colours:



Our wildland shutoff enables to cut the water supply between two hoses. The valve with complete opening brings the pressure loss to almost nil. Its inlet and outlet couplings are conform to the norm NF S 61-701 and work with a nominal pressure PN25.
Our range is available with various diameters: DN20, DN35 and DN52.

Inlet	Outlet	Maximum working pressure	Waterway Ø (mm)	Dimensions (mm)	Weight (kg)	Ref.
GFR DN20 female	GFR DN20 male	25	20	182 x 126 x 136	1,17	**07430**
DSP DN40 with locking ring	DSP DN40 with locking ring	25	35	278 x 126 x 141	1,71	**07431**
DSP DN65	DSP DN65	16	52	312 x 149 x 143	3,15	**07432**

Wildland valves - Light



Maximum working pressure: PN25
Shutoff: with ball valve
Opening: by operating handle
Material: aluminium alloy
Surface treatment: polyester coating



Our wildland valve Light is made in aluminium alloy molded with polyester coating. This valve enables to cut the water supply between two hoses. Its integral opening prevents from pressure loss. Its inlet and outlet couplings are conform to the norm NF S 61-701 and work with a nominal pressure PN25.

Inlet	Outlet	Waterway Ø (mm)	Dimensions (mm)	Weight (kg)	Ref.
DSP DN40 with locking ring	DSP DN40 with locking ring	32	268 x 73 x 106	1,2	**28694**



POK France - ZI Les Guignons - 10400 Nogent-sur-Seine - FRANCE
Tel: +33 (0)3 25 39 84 78 - Fax: +33 (0)3 25 39 84 90 - Email: export@pok.fr - Web: www.pok.fr

T-valves



Conform to norm NFPA 1963

Conform to specifications 5100-239C

Maximum working pressure: PN16
Shutoff: clappered
Opening: by screw
Material: aluminium alloy
Surface treatment: hard anodisation

Inlet	Outlets	Dimensions (mm)	Weight (kg)	Ref.
1.5" NST-NH female	1.5" NST-NH male 1" NPSH male	127 x 66 x 81	0,50	**17548**
1.5" NST-NH female	1.5" NST-NH male 1" NST-NH male	127 x 66 x 81	0,50	**17803**
1.5" NPSH female	1.5" NPSH male 1" NPSH male	127 x 66 x 81	0,49	**17806**

T-wyes



Conform to norm NFPA 1963

Conform to specifications 5100-239C

Maximum working pressure: PN16
Material: aluminium alloy
Surface treatment: hard anodisation

Inlet	Outlets	Dimensions (mm)	Weight (kg)	Ref.
1" NPSH female	**2x** 1" NPSH male	89 x 43 x 72	0,20	**17872**
1" NPSH female	1" NPSH male 3/4" GHT male	89 x 43 x 73	0,20	**17874**
1.5" NST-NH female	1.5" NST-NH male 1" NPSH male	95 x 57 x 81	0,20	**17876**
2" NPSH female	2" NPSH male 1.5" NPSH male	119 x 70 x 102	0,49	**17892**
2" NPSH female	2" NPSH male 1.5" NST-NH male	119 x 70 x 102	0,49	**17893**



Wyes - Gated 2-way

Our range of wildland gated 2-way wyes is made in aluminium alloy of first fusion heat treated and yellow polyester coated.
Its integral opening prevents from pressure loss.
Various couplings are available: BSP or NST-NH thread, or standard couplings.

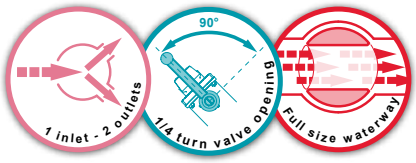

Maximum working pressure: PN16
Material: aluminium alloy
Surface treatment: polyester coating
Body type: moulded

Poket Wye with knob



Inlet	Outlets	Dimensions (mm)	Weight (kg)	Ref.
1.5" NST-NH female	**2x** 1" NST-NH male	134 x 143 x 102	1,32	**16014**
1.5" NST-NH female	**2x** 1.5" NST-NH male	137 x 151 x 102	1,34	**16015**
1.5" NST-NH female	1" NST-NH male 1.5" NST-NH male	137 x 147 x 102	1,33	**16016**
1.5" NPSH female	**2x** 1" NPSH male	133 x 143 x 102	1,32	**16017**
1.5" NPSH female	**2x** 1.5" NPSH male	137 x 149 x 102	1,33	**16018**
1.5" NPSH female	1" NPSH male 1.5" NPSH male	137 x 146 x 102	1,33	**16019**
1.5" BSP male	**2x** 1" BSP male	119 x 143 x 102	1,24	**16020**
1.5" BSP male	**2x** 1.5" BSP male	125 x 151 x 102	1,22	**16021**
1.5" BSP male	1" BSP male 1.5" BSP male	125 x 147 x 102	1,23	**16022**
DSP DN40 with locking ring	**2x** DSP DN40	222 x 192 x 108	1,75	**16023**
DSP DN40 with locking ring	**2x** GFR DN20 male	192 x 149 x 102	1,44	**16024**
DSP DN40 with locking ring	GFR DN20 male DSP DN40	222 x 170 x 108	1,60	**16025**
DSP DN40 with locking ring	**2x** SG DN20	212 x 170 x 102	1,62	**16026**
DSP DN40 with locking ring	DSP DN40 SG DN20	222 x 181 x 108	1,69	**16027**
Storz DN38	**2x** Storz DN38	175 x 195 x 109	1,71	**16925**

Poket wye with long handle

Weight 400g less with handles in composite



Inlet	Outlets	Dimensions (mm)	Weight (kg)	Ref.
1.5" NST-NH female	**2x** 1" NST-NH male	176 x 180 x 102	1,69	**28706**
1.5" NST-NH female	**2x** 1.5" NST-NH male	176 x 180 x 102	1,71	**28707**
1.5" NST-NH female	1" NST-NH male 1.5" NST-NH male	176 x 180 x 102	1,70	**28708**
1.5" NPSH female	**2x** 1" NPSH male	176 x 180 x 102	1,69	**28709**
1.5" NPSH female	**2x** 1.5" NPSH male	176 x 180 x 102	1,70	**28710**
1.5" NPSH female	1" NPSH male 1.5" NPSH male	176 x 180 x 102	1,70	**28711**
1.5" BSP male	**2x** 1" BSP male	164 x 180 x 102	1,61	**28712**
1.5" BSP male	**2x** 1.5" BSP male	164 x 180 x 102	1,59	**28713**
1.5" BSP male	1" BSP male 1.5" BSP male	164 x 180 x 102	1,60	**28714**
DSP DN40 with locking ring	**2x** DSP DN40	226 x 192 x 108	2,12	**28715**
DSP DN40 with locking ring	**2x** GFR DN20 male	226 x 180 x 102	1,81	**28716**
DSP DN40 with locking ring	GFR DN20 male DSP DN40	226 x 180 x 108	1,97	**28717**
DSP DN40 with locking ring	**2x** SG DN20	226 x 180 x 102	1,99	**28718**
DSP DN40 with locking ring	DSP DN40 SG DN20	226 x 186 x 108	2,06	**28719**
Storz DN38	**2x** Storz DN38	191 x 195 x 109	2,08	**28720**

POK France - ZI Les Guignons - 10400 Nogent-sur-Seine - FRANCE
Tel: +33 (0)3 25 39 84 78 - Fax: +33 (0)3 25 39 84 90 - Email: export@pok.fr - Web: www.pok.fr

Wyes - Gated 3-way

Our range of wildland gated 3-way wyes is made in aluminium alloy of first fusion heat treated and yellow polyester coated.
Its integral opening prevents from pressure loss. It is equipped with stabilising legs. It is equipped with one inlet and three outlets with various couplings available: BSP or NST-NH thread, DSP/AR, symmetric or Storz couplings.

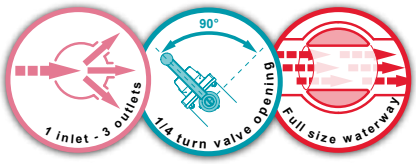

Maximum working pressure: PN16
Material: aluminium alloy
Surface treatment: polyester coating
Body type: moulded

"Komando" with non-return valve



Inlet	Outlets	Dimensions (mm)	Weight (kg)	Ref.
DSP DN40 with locking ring	DSP DN40 **2x** GFR DN20 male	261 x 274 x 157	2,72	**03427**
DSP DN40 with locking ring	DSP DN40 **2x** SG DN20	261 x 274 x 157	2,93	**03428**

Tripok with knob



Inlet	Outlets	Dimensions (mm)	Weight (kg)	Ref.
1.5" BSP female	1.5" BSP male **2x** 1" BSP male	174 x 201 x 105	1,98	**24782**
2" BSP female	1.5" BSP male **2x** 1" BSP male	147 x 201 x 103	1,79	**24784**
2" BSP female	2" BSP female **2x** 1" BSP male	247 x 201 x 103	1,84	**24786**
1.5" NST-NH female	**3x** 1.5" NST-NH male	182 x 213 x 105	2,02	**24788**
1.5" NST-NH female	1.5" NST-NH male **2x** 1" NST-NH male	182 x 208 x 105	2,00	**24790**
Storz C/52	Storz C/52 **2x** Storz D/25	216 x 245 x 122	2,34	**22727**
DSP DN40 with locking ring	DSP DN40 **2x** GFR DN20 male	274 x 223 x 108	2,34	**24780**

Tripok with long handle

Weight 600g less with handles in composite



Inlet	Outlets	Dimensions (mm)	Weight (kg)	Ref.
1.5" BSP female	1.5" BSP male **2x** 1" BSP male	200 x 294 x 105	2,56	**24783**
2" BSP female	1.5" BSP male **2x** 1" BSP male	172 x 294 x 103	2,37	**24785**
2" BSP female	2" BSP female **2x** 1" BSP male	172 x 294 x 103	2,42	**24787**
1.5" NST-NH female	**3x** 1.5" NST-NH male	208 x 294 x 105	2,59	**24789**
1.5" NST-NH female	1.5" NST-NH male **2x** 1" NST-NH male	208 x 294 x 105	2,57	**24791**
Storz C/52	Storz C/52 **2x** Storz D/25	216 x 294 x 122	2,71	**22730**
DSP DN40 with locking ring	DSP DN40 **2x** GFR DN20 male	274 x 294 x 108	2,90	**24781**

Knob



Description	Dimensions (mm)	Weight (kg)	Ref.
Knob in aluminium alloy	58 x 40 x 38	0,07	**15414**

Long handle in stainless steel



Description	Dimensions (mm)	Weight (kg)	Ref.
Long handle in stainless steel	138 x 45 x 38	0,26	**17038**

Long handle in composite



Description	Dimensions (mm)	Weight (kg)	Ref.
Long handle in composite	138 x 45 x 38	0,05	**30969**



POK France - ZI Les Guignons - 10400 Nogent-sur-Seine - FRANCE
Tel: +33 (0)3 25 39 84 78 - Fax: +33 (0)3 25 39 84 90 - Email: export@pok.fr - Web: www.pok.fr

Non-return valve



Maximum working pressure: PN16
Flush: Yes
Material: aluminium alloy
Surface treatment: polyester coating

Our non-return valve is designed to be connected with hoses DN45 at the outlet of motor-pumps. It guarantees the connection in charge of the hoses while motor-pumps are stopped and the integral emptying of the hose length after fire extinction. It can be used in discharging or recharge of the hose.
It is equipped with one inlet and two outlets and one of them is lateral with valve.

Inlet	Outlets	Dimensions (mm)	Weight (kg)	Ref.
DSP DN40	DSP DN40 GFR DN20 male	260 x 208 x 90	1,68	**03298**
DSP DN40	DSP DN40 SG DN20	260 x 208 x 90	1,57	**07630**

Waterwall nozzles



Maximum working pressure: PN16
Material: aluminium alloy
Surface treatment: polyester coating

Our waterwall nozzle is used for the forest fires extinction. It has a flow rate of 300 lpm at 7 bar. The waterwall nozzle plate is manufactured in aluminium and has streak allowing a better maintenance of the pattern while challenging weather conditions (wind).
It is equipped with a grip and stabilising legs.

Inlet	Dimensions (mm)	Weight (kg)	Ref.
DSP DN40	259 x 319 x 123	1,44	**16096**




SPRUCE GROVE
FIRE DEPT.









Monitors

Monitors - Manual, at a glance 90
Monitors - Manual in aluminium alloy 92
Monitors - Manual in bronze 119
Monitors - Manual in stainless steel 122
Monitors - Attachments 129
Monitors - Motorised at a glance 132
Monitors - Remote control systems 134
Monitors - Motorised in aluminium alloy 141
Monitors - Motorised in bronze 152
Monitors - Motorised in stainless steel 154

English catalogue - Rev F - 01/2017 - Illustrations are only informative

Our nozzles, monitors, foam equipments, dividers can be equipped with all types of couplings existing all over the world and manufactured by POK using the the best materials.



	Mamba	Froggy, DN40 portable monitor	Snake, DN50 fixed monitor	Poket, DN65 portable monitor - with shutoff	Poket, DN65 portable monitor - w/o shutoff	Froggy tactical, DN65 portable monitor	Katz, DN80 portable monitor - automatic sweeping	Antenor 3000, DN80 portable monitor	Azimutor 3000, DN80 portable monitor	Primator 3000, DN80 fixed monitor	Matador,mono-azimuth water-foam branhcpipe	Montmirail, DN80 portable monitor - automatic sweeping	Montmirail light, DN80 portable monitor	Rück wind, DN80 portable monitor - with handwheels	LMP80, DN80 portable monitor
Flow rate (lpm)	**750**	**750**	**1000**	**1600**	**1600**	**2000**	**3000**	**3000**	**3000**	**3000**	**3000 5000**	**4000**	**4000**	**4000**	**5000**
Outlet Ø	**1.5"**	**1.5"**	**1.5"**	**2.5"**	**2.5"**	**2.5"**	**2.5"**	**2.5"**	**2.5"**	**2.5"**	**2.5" 3"**	**2.5"**	**2.5"**	**2.5"**	**2.5"**
Working pressure (bar)	7	7	7	7	7	7	7	7	7	7	7	7	7	7	7
Working pressure (PSI)															
Maximum working pressure (bar)	16	16	16	16	16	16	16	16	16	16	16	16	16	16	16
Waterway Ø (mm)	40	40	50	65	65	65	80	80	80	80	65 - 80	80	80	80	80
Horizontal movement		from -26° to +26°	on 360°	on 360°	on 360°	from -26° to +26°	from -25° to +25°	from -90° to +90°	on 360°	on 360°		from -22,5° to +22,5°	from -25° to +25°	on 360°	from -153° to +101°
Vertical movement	from +30° to +70°	from +24° to +76°	from -75° to +75°	from +30° to +80°	from +30° to +80°	from +24° to +76°	from +30° to +85°	from +30° to +85°	from +30° to +80°	from -70° to +85°	from +15° to +80°	from +35° to +85°	from +35° to +85°	from +25° to +85°	from 0° to +85°
Material	Alu	Alu	Alu	Alu	Alu	Alu	Alu	Alu	Alu	Alu	Alu	Alu	Alu	Alu	Alu
Hard anodisation															
Polyester coating	•	•	•	•	•	•	•	•	•	•	•	•	•	•	•
Open/close valve		•		•		•	•					•	•		
Flush							•					•			•
Portable	•	•		•	•	•	•	•	•	(•)	•	•	•	•	•
Fixed			•		(•)				(•)	•					(•)
Handwheel							•	•	•		•			•	•
Handle			•	•	•			•	•	•		•	•		•
Chains															
Pressure gauge	•			•	•		•					•	•	•	•
OPTIONS	O - C	O - C ST	O - C	O - C ST	O - C ST - S	O - C ST	O - C ST	O - C	O - C	O - C	O - C	O - C ST	O - C ST	O - C ST	O - C ST - S
Page	92	93	94	96	97-98	95	103	104-105	106-107	108-109	118	100	101	102	110-111

Options: **O -** Outlet equipment, **C -** Couplings, **ST -** Storage bracket, **S -** Sweeping device
(•): Depending on reference

POK France - ZI Les Guignons - 10400 Nogent-sur-Seine - FRANCE
Tel: +33 (0)3 25 39 84 78 - Fax: +33 (0)3 25 39 84 90 - Email: export@pok.fr - Web: www.pok.fr

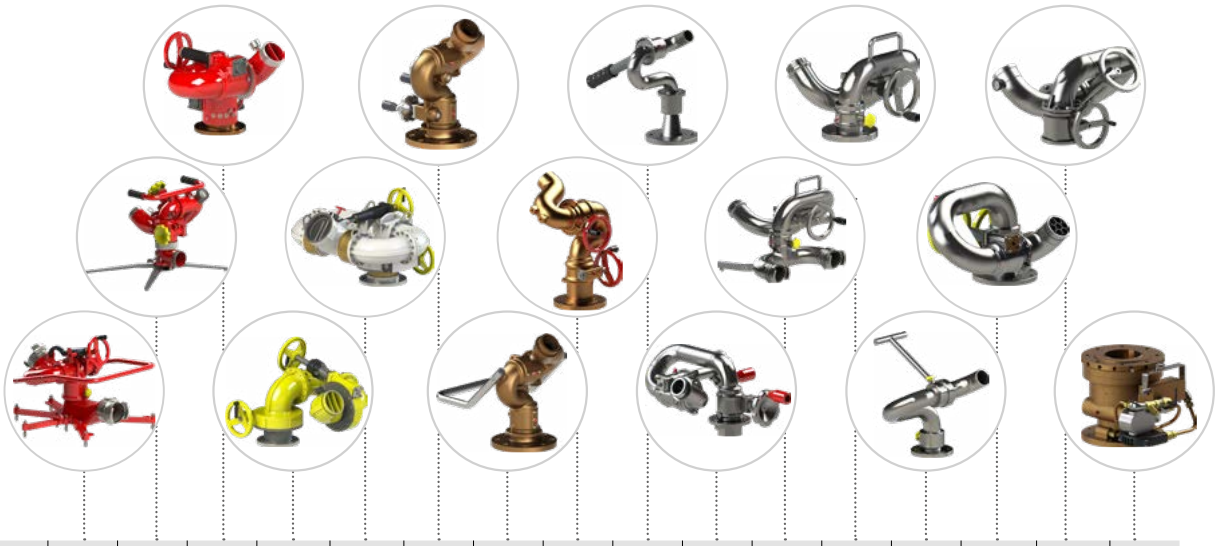

	Minotor 5000, DN100 portable monitor	DN100 portable monitor	4'' fixed monitor	Dicodoplus, DN150 fixed monitor	DN200 fixed monitor	DN65 fixed monitor, with handwheels, bronze	DN65 fixed monitor, w/o handwheel, bronze	DN80 fixed monitor, with handwheels, bronze	Snake, DN40 fixed monitor, w/o handwheel	Snake, DN40 fixed monitor, with handwheels	DN65 portable monitor	DN65 fixed monitor	Mercator, DN80 fixed monitor	DN100 fixed monitor	Gearator, DN150 fixed monitor	Accessories
Flow rate (lpm)	**5000**	**7500**	**7500**	**15000**	**30000**	**2000**	**2000**	**5000**	**1000**	**1000**	**3000**	**3000**	**3000**	**7500**	**15000**	
Outlet diameter	**4''**	**3.5''**	**3.5''**	**6''**	**8''**	**2.5''**	**2.5''**	**3''**	**1.5''**	**1.5''**	**2.5''**	**2.5''**	**2.5''**	**3.5''**	**6''**	
Working pressure (bar)	7	7	7	7	7	7	7	7	7	7	7	7	7	7	7	
Working pressure (PSI)																
Maximum working pressure	16	16	16	16	16	16	16	16	16	16	16	16	16	16	16	
Waterway Ø (mm)	100	100	100	150	200	65	65	80	40	40	65	65	80	100	150	
Horizontal movement	on 360°	on 360°	on 360°	on 330°	on 340°	on 360°	on 360°	on 360°	on 360°	on 360°	on 360°	on 360°	on 360°	from -170° to + 170°	on 360°	
Vertical movement	from +30° to +75°	from +30° to +85°	from -90° to +90°	from -90° to +90°	from -10° to +60°	from -50° to +90°	from -50° to +90°	from -60° to +85°	from -60° to +65°	from -90° to +90°	from +30° to +85°	from -60° to +80°	from -60° to +80°	from -90° to +90°	from -80° to +80°	
Material	Alu	Alu	Alu	Alu	Alu	Bronze	Bronze	Bronze	Stainless steel	Stainless steel	Stainless steel	Stainless steel	Stainless steel	Stainless steel	Stainless steel	
Hard anodisation																
Polyester coating	•	•	•	•	•											
Open/close valve																
Flush		•														
Portable	•	•									•					
Fixed	(•)	(•)	•	•	•	•	•	•	•	•		•	•	•	•	
Handwheel	•	•	•	•	•	•		•		•	•	•		•	•	
Handle	•						•	(•)	•		•	•	•			
Chains								(•)								
Pressure gauge		•	•	•	•										•	
OPTIONS	O - C	O - C ST	O - C	O - C	O - C	O - C	O - C	O - C	O - C	O - C	O - C	O - C	O - C	O - C	O - C	
Page	114	112-113	114	116	117	119	120	121	122	123	124	125	126	127	128	129-130

Options: **O -** Outlet equipment, **C -** Couplings, **ST -** Storage bracket, **S -** Sweeping device
(•): Depending on reference

Mamba



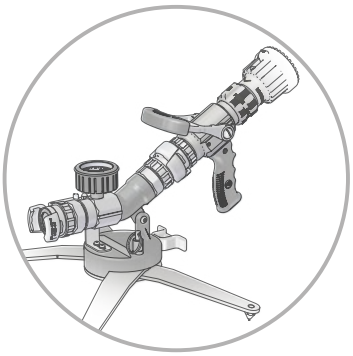

Installation with hand nozzle "Magikador 500"

Locking cam of vertical position

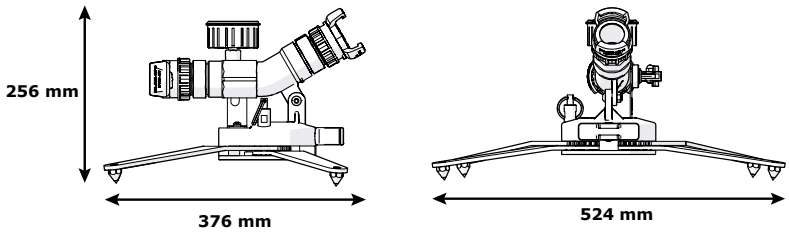

Maximum working pressure: PN16
Material: aluminium alloy
Vertical movement: from +30° to +70°
Safety: locking of the legs, anchoring strap.
Foldable legs: YES

Options: hand nozzles, couplings.

The "Mamba" is a base used to receive a selectable flow rate nozzle from 150 to 750 lpm to operate as a monitor. The base has stabilising and foldable legs and a anchorage ring to fix a strap.
The orientation of the nozzle is adjustable and lockable in elevation position from +30° to +70°.
The base is equipped with a manometer to control the pressure.

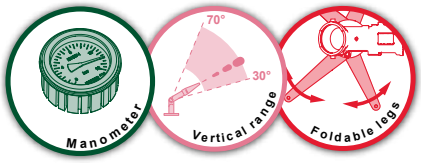

Inlet	Outlet	Waterway Ø (mm)	Folded dimensions (mm)	Weight (kg)	Ref
1.5" BSP female	1.5" BSP female	40	407 x 201 x 238	3,84	**37293**
DSP DN40	DSP DN40	40	467 x 201 x 256	4,11	**32582**



POK France - ZI Les Guignons - 10400 Nogent-sur-Seine - FRANCE
Tel: +33 (0)3 25 39 84 78 - Fax: +33 (0)3 25 39 84 90 - Email: export@pok.fr - Web: www.pok.fr

Froggy - portable monitor



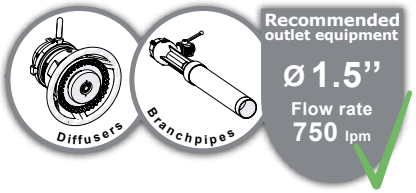

Maximum working pressure: PN16
Material: aluminium alloy
Shutoff: ball valve
Opening: by lever
Horizontal movement: from -26° to +26°
Horizontal adjustment: by valve
Vertical movement: from24° to +76°
Vertical adjustment: by valve
Safety: locking of the legs, anchoring strap, shutoff
Carrying handle: YES
Foldable legs: YES

Options: outlet equipment, couplings, storage bracket

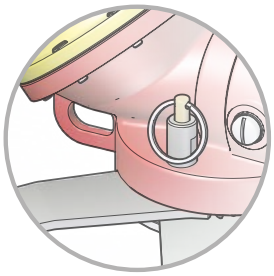

Locking knob of fold away legs and anchorage ring to fix a strap.

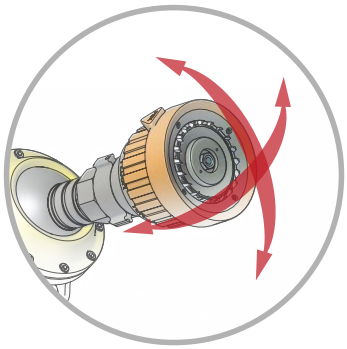

Head assembled on multi directional sphere easy to manipulate

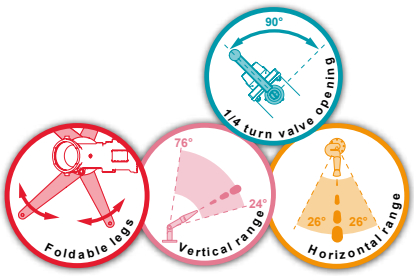

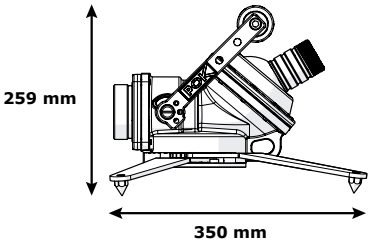

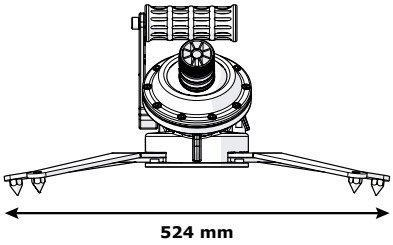



Our "Froggy" monitor nozzle is the smallest monitor available on the market with a flow rate of 750 lpm at 7 bar at the monitor's outlet.
It offers simplicity, compactness and robustness.
The carrying handle is also used as shutoff valve. The Froggy can be adjusted in vertical position from +24° to 76° and in horizontal position from -26° to 26°.
It is equipped with four fold away legs and a anchorage ring to fix a strap.
It can be equipped with different outlet equipment or coupling.

Inlet	Outlet	Waterway Ø (mm)	Folded dimensions (mm)	Weight (kg)	Ref
2.5'' BSP male	1.5'' BSP male	40	476 x 195 x 259	6,04	**18065**

Storage bracket for portable monitor



Description	Dimensions (mm)	Weight (kg)	Ref
Storage bracket	490 x 250 x 50	3,24	**20803**

Snake - DN50 fixed monitor in aluminium alloy



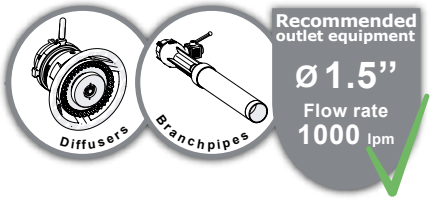

Maximum working pressure: PN16
Material: aluminium alloy
Surface treatment: polyester coating
Horizontal movement: on 360°
Horizontal adjustment: by handle
Vertical movement: from -75° to +75°
Vertical adjustment: by handle
Safety: vertical adjustment lockable by handle, horizontal adjustment lockable by knob

Options: outlet equipment, couplings or flanges



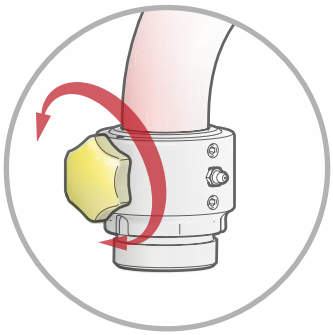

Horizontal adjustment lockable by knob

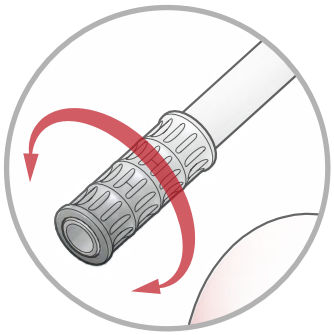

Vertical adjustment lockable by handle



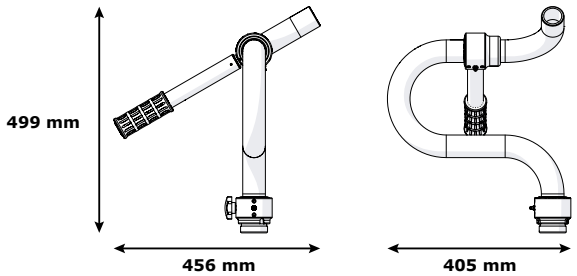



The monitor "Snake" DN50 has a simple and robust design.
Made of primary aluminium alloy with red polyester coating.
Its control handle allows a horizontal movement of 360°, elevation movement from -75° to +75° and elevation locking.
A locking knob for horizontal movement ensures the safety of the user.
It can be equipped with different outlet equipment, flanges or couplings.

Inlet	Outlet	Waterway Ø (mm)	Dimensions (mm)	Weight (kg)	Ref
2'' BSP male	1.5'' NST-NH male	50	456 x 405 x 499	3,80	**10956**
Flange DN50 PN16	1.5'' NST-NH male	50	456 x 405 x 522	4,80	**10956.PN16**

POK France - ZI Les Guignons - 10400 Nogent-sur-Seine - FRANCE
Tel: +33 (0)3 25 39 84 78 - Fax: +33 (0)3 25 39 84 90 - Email: export@pok.fr - Web: www.pok.fr

Froggy tactical - portable monitor





Maximum working pressure: PN16
Material: aluminium alloy
Surface treatment: polyester coating
Shutoff: ball valve
Opening: by lever
Horizontal movement: from -26° to +26°
Horizontal adjustment: by ball
Vertical movement: from +24° to +76°
Vertical adjustment: by ball
Safety: locking of the legs, anchoring strap, shutoff
Carrying handle: YES
Foldable legs: YES

Options: outlet equipment, couplings, storage bracket

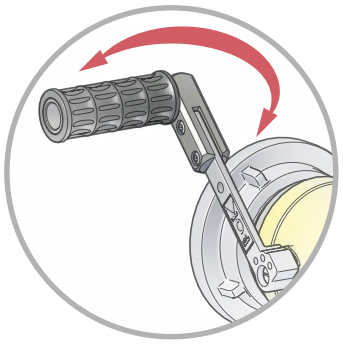

Foldable shutoff handle



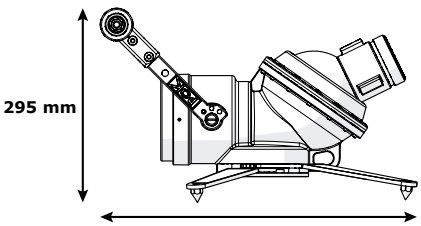

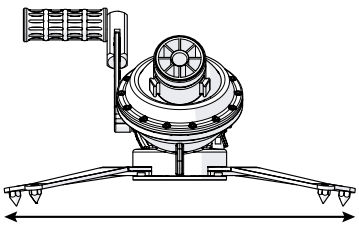







Our "Froggy tactical" monitor nozzle is a compact monitor with a flow rate up to 2,000 lpm at 7 bar at the monitor's outlet.
It offers simplicity, compactness and robustness.
Its handle can be used as carrying handle or shutoff handle.
Its minimum position from horizontal is +24° and 76° maximum, horizontal range between -26° to +26°.
It is equipped with four fold away legs and a anchorage ring to fix a strap.
It can be equipped with different outlet equipment or coupling.

Inlet	Outlet	Waterway Ø (mm)	Folded dimensions (mm)	Weight (kg)	Ref
4'' BSP female	2.5'' BSP male	65	483 x 255 x 525	11	**29601**

Storage bracket for portable monitor



Description	Dimensions (mm)	Weight (kg)	Ref
Storage bracket	490 x 250 x 50	3,24	**20803**

Poket - DN65 portable monitor, with shutoff



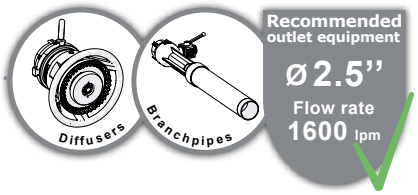

Maximum working pressure: PN16
Material: aluminium alloy
Surface treatment: polyester coating
Shutoff: ball valve
Opening: by lever
Horizontal movement: on 360°
Horizontal adjustment: by handle
Vertical movement: from +30° to +80°
Vertical adjustment: by handle
Safety: vertical adjustment lockable at 30° by pin, vertical and horizontal adjustment locking knobs, locking of the legs, anchoring strap, shutoff
Carrying handle: YES
Foldable legs: YES

Options: outlet equipment, couplings, storage brackets

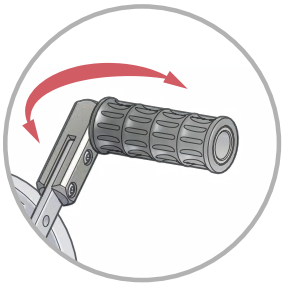

Ball valve shutoff, with fold away carrying handle

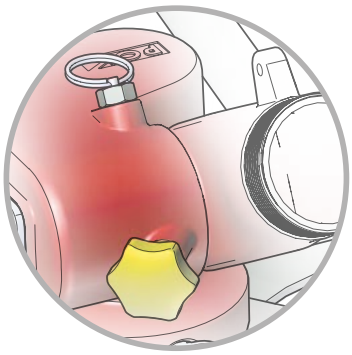

Safety pin and vertical position locking knob



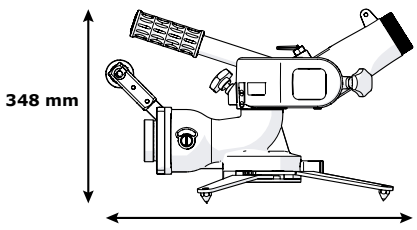

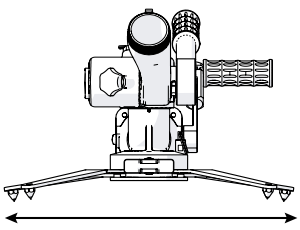





Our portable monitor "Poket Monitor" is made of aluminium alloy, hard anodised, with red polyester coating. The ball valve shutoff allows the user to open or close the monitor during operation.
The flow rate is 1,600 lpm at a working pressure of 7 bar at the monitor's outlet.
The 360° horizontal movement and the vertical movement of 80° can be done by control handle, and the locking by a handle.
An automatic locking device limits to 30° from horizontal the elevation range of the diffuser (unlocked by manual action).
Our "Poket Monitor" nozzle is equipped with four fold away legs with locking device, one mooring and carrying ring allowing transport and to fix a strap.
The monitor is equipped with a manometer to control pressure.
It can be equipped with different outlet equipment or couplings.

Inlet	Outlet	Waterway Ø (mm)	Folded dimensions (mm)	Weight (kg)	Ref
2.5'' BSP male	2.5'' BSP male	65	558 x 190 x 284	10,94	**31485**

POK France - ZI Les Guignons - 10400 Nogent-sur-Seine - FRANCE
Tel: +33 (0)3 25 39 84 78 - Fax: +33 (0)3 25 39 84 90 - Email: export@pok.fr - Web: www.pok.fr

Poket - DN65 portable monitor, without shutoff



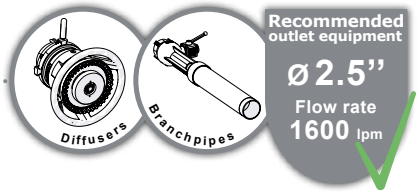

Maximum working pressure: PN16
Material: aluminium alloy
Surface treatment: polyester coating
Horizontal movement: on 360°
Horizontal adjustment: by handle
Vertical movement: from +30° to +80°
Vertical adjustment: by handle
Safety: vertical adjustment lockable at 30° by pin, vertical and horizontal adjustment locking knobs, locking of the legs, anchoring strap
Carrying handle: YES
Foldable legs: YES

Options: outlet equipment, couplings, storage bracket, oscillator, flange, ladder attachment

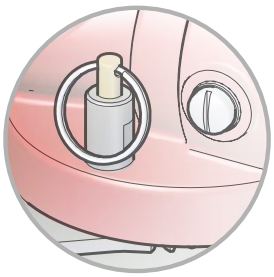

Locking knob of fold away legs

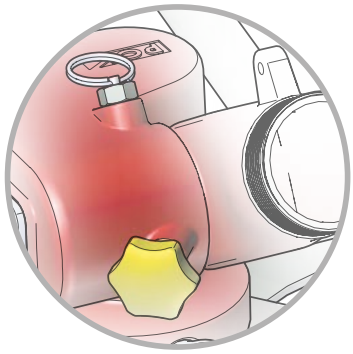

Safety pin and vertical position locking knob



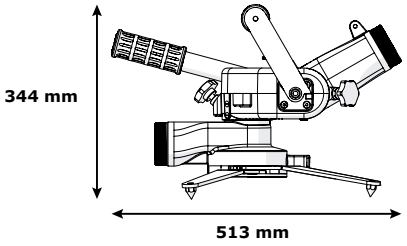

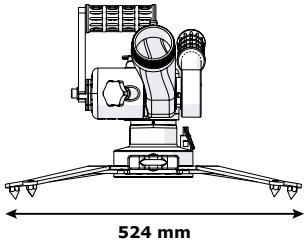







Our portable monitor "Poket Monitor" is made of aluminium alloy, hard anodised, with red polyester coating.
The flow rate goes up to 1,600 lpm at a working pressure of 7 bar at the monitor's outlet.
The 360° horizontal movement and the vertical movement of 80° can be done by control handle, and the locking by a handle.
An automatic locking device limits to 30° from horizontal the elevation range of the diffuser (unlocked by manual action).
Our "Poket Monitor" nozzle is equipped with four fold away legs with locking device, one mooring and carrying ring allowing transport, to fix a strap.
The monitor is equipped with a manometer to control pressure.
It can be equipped with different outlet equipment or couplings.

Inlet	Outlet	Waterway Ø (mm)	Folded dimensions (mm)	Weight (kg)	Ref
2.5'' BSP male	2.5'' BSP male	65	558 x 237 x 280	8,71	**12697**

Poket portable monitor with oscillator



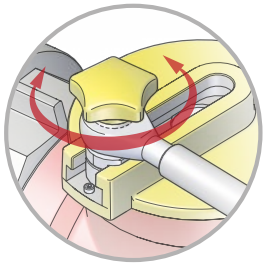

Easy adjustment of the sweeping range

The Poket Monitor can be equipped with a hydraulic oscillator (POK manufacturing), and turns it into an automatic sweeping monitor. The horizontal movement is adjustable from 0 to 60°. The setting of the sweeping angle can be performed while the monitor is running.
Weight of the set (oscillator + monitor + diffuser) does not exceed 15 Kg.

Description	Weight (kg)	Ref
Automatic oscillator	3,65	**14025**

Poket on flange



The Poket monitor is adapted to be mounted on a standard flange. This way it can be easily assembled on a fixed installation or a vehicle.

Description	Weight (kg)	Ref
Monitor POKET on flange DN65 PN16	7,01	**18818**

Poket - upper section with quick coupling



The Poket monitor is adapted to receive a quick coupling. The upper section can be easily assembled on a base with a quick coupling or flange on a fixed installation.

Description	Weight (kg)	Ref
Upper section only with quick coupling	6,55	**34435**

Poket - mount only (lower section) with quick coupling



The lower section can be equipped with a quick coupling to receive the Poket monitor.

Description	Weight (kg)	Ref
Lower section only	4,06	**34434**

POK France - ZI Les Guignons - 10400 Nogent-sur-Seine - FRANCE
Tel: +33 (0)3 25 39 84 78 - Fax: +33 (0)3 25 39 84 90 - Email: export@pok.fr - Web: www.pok.fr

Quick coupling DN65 on flange



Description	Weight (kg)	Ref
Quick coupling on flange DN65 PN16	2,24	**34439**

Poket on ladder attachment



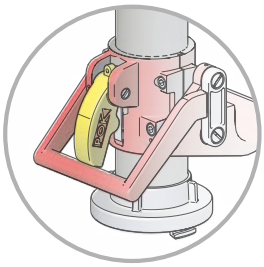

Fast and easy locking system

The "Poket" monitor has been particularly studied for fitting on a flange (stationary installation) or on a tube support for ladder or platform. The spacing of the hooks is adjustable, which allows mounting on all standard ladders.
Weight of the set (tube + monitor + diffuser) does not exceed 13 kg.

Description	Weight (kg)	Ref
Monitor POKET on mounting for ladder, Inlet 2.5" BSP male	9,95	**12900**

Storage bracket for portable monitor



Description	Dimensions (mm)	Weight (kg)	Ref
Storage bracket	490 x 250 x 50	3,24	**20803**



Montmirail, DN80 portable monitor with automatic sweeping

New Design
AUTOMATIC Oscillation
PROTECTION anti-slipping
anti-lift off

Patented system
nº 13 60071,
dated February 12, 2016,
ref. FR 3 011 905



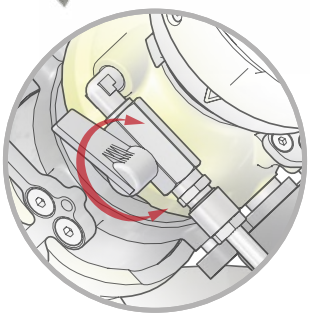

Start/stop shutoff, and setting of sweeping speed

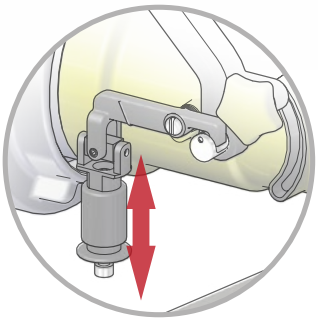

Safety device, and open/close valve with locking knob

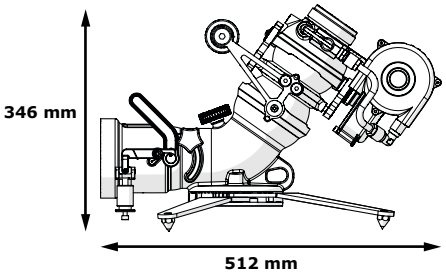

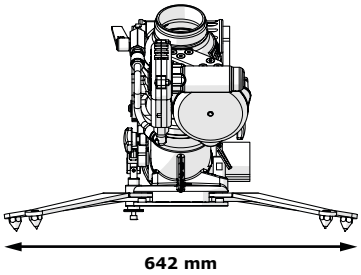

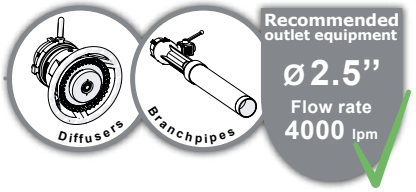

Maximum working pressure: PN16
Material: aluminium alloy
Surface treatment: polyester coating and hard anodisation
Body type: moulded
Shutoff: ball valve
Opening: by lever
Horizontal movement: from -22,5 to +22,5°
Horizontal adjustment: automatic sweeping or valve
Vertical movement: from +35° to +85°
Vertical adjustment: by handle
Safety: anti-sliding, anti-knocking, anti-lifting, locking of the legs, anchoring strap, shutoff.
Carrying handle: YES
Foldable legs: YES

Options: couplings, outlet equipment, siamese.









The portable Montmirail with automatic oscillation has a major feature that makes it the lightest equipment of its kind on the market: it weighs less than 14 kg with diffuser and collecting device.
This monitor offers the features of the latest generation: PN16, automatic oscillating with the maximum sweeping angle of 35°, elevation between +35° to +85°, anti-lifting safety feature that immediately reduces the flow rate of the nozzle to keep the operator safe.
It comes with an open/closed valve and stabilising legs.
It can be equipped with different outlet equipment or couplings.

Inlet	Outlet	Waterway Ø (mm)	Dimensions (mm)	Weight (kg)	Ref
2.5" BSP male	2.5'' NST-NH male	80	669 x 212 x 346	8,41	**33643**
2x 2.5" BSP male	2.5'' NST-NH male	80	669 x 212 x 346	9,76	**37302**
4" BSP male	2.5'' NST-NH male	80	669 x 212 x 346	8,18	**37305**
4" BSP male swivel	2.5'' NST-NH male	80	669 x 212 x 346	8,77	**37251**

POK France - ZI Les Guignons - 10400 Nogent-sur-Seine - FRANCE
Tel: +33 (0)3 25 39 84 78 - Fax: +33 (0)3 25 39 84 90 - Email: export@pok.fr - Web: www.pok.fr

Montmirail ''Light'', DN80 portable monitor

Patented system
nº 13 60071,
dated February 12, 2016,
ref. FR 3 011 905



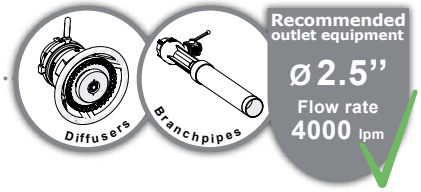

Maximum working pressure: PN16
Material: aluminium alloy
Body type: moulded
Shutoff: ball valve
Opening: by lever
Vertical movement: from +35° to +85°
Vertical adjustment: by handle
Horizontal movement: from -25° to +25°
Horizontal adjustment: by handle
Safety: locking of the legs, anchoring strap, shutoff, horizontal and vertical locking device
Carrying handle: YES
Foldable legs: YES

Options: couplings, outlet equipment, siamese.

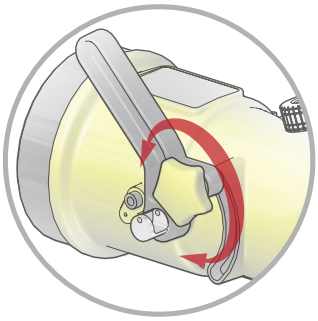

Open/close valve with locking knob

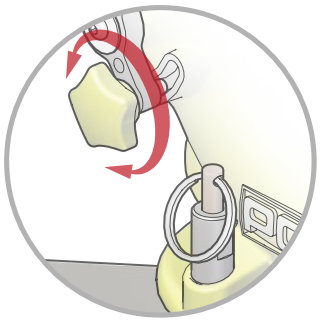

Locking knob for vertical position, and locking pin for fold away legs



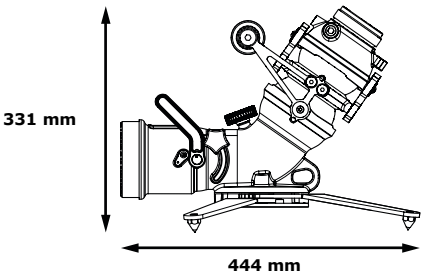

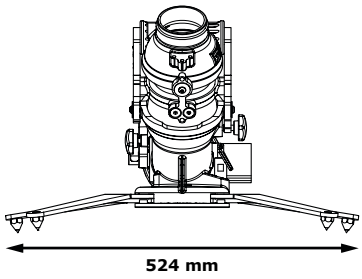





The "Montmirail Light" weighs less than 12 Kg with diffuser and collecting device, and is the lightest equipment of its kind on the market.
This monitor offers all the features of the lastest generation: PN16, vertical positioning between +35° to +85°.
It comes with an open/closed valve and stabilising legs.
It can be equipped with different outlet equipment or couplings.

Inlet	Outlet	Waterway Ø (mm)	Folded dimensions (mm)	Weight (kg)	Ref
4" BSP male	2.5'' NST-NH male	80	485 x 194 x 336	6,39	**34646**

Rück wind, DN80 portable monitor with handwheels

Patented system
nº 13 60071,
dated February 12, 2016,
ref. FR 3 011 905



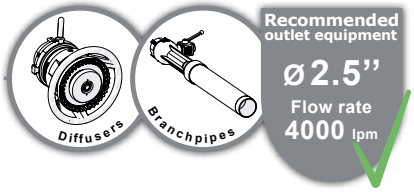

Maximum working pressure: PN16
Material: aluminium alloy
Vertical movement: from +25° to +85°
Vertical adjustment: by handwheel
Horizontal movement: on 360°
Horizontal adjustment: by handwheel
Safety: locking of the legs, anchoring strap, horizontal and vertical locking device
Carrying handle: YES
Foldable legs: YES

Options: coupling, outlet equipment.



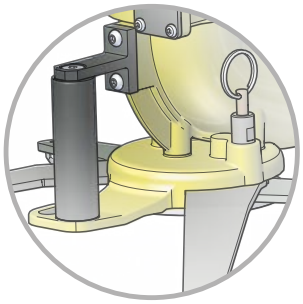

Carrying handle and locking pin of fold away legs

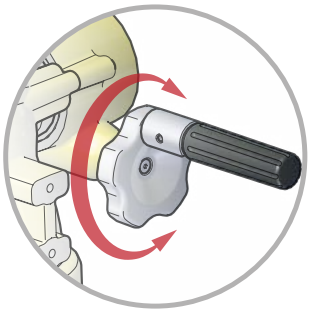

Handwheel for vertical and horizontal position



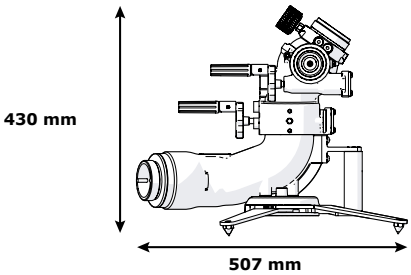

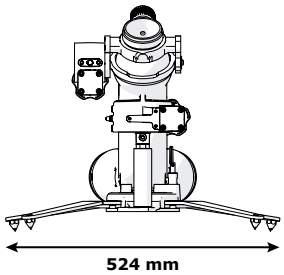





The monitor nozzle "Rück wind" is very light: less than 12Kg including outlet diffuser and inlet siamese, which is the lightest product of the market. This monitor nozzle has all main possibilities, of a last generation monitor nozzle: it is a PN16 design, vertical range from +25° to 85°. Fold away legs, and several possibilities for inlet and outlet.

Inlets	Outlet	Waterway Ø (mm)	Dimensions repliées (mm)	Weight (kg)	Ref
2x 2.5" BSP male	2.5'' NST-NH male	80	451 x 237 x 430	9,59	**37309**

POK France - ZI Les Guignons - 10400 Nogent-sur-Seine - FRANCE
Tel: +33 (0)3 25 39 84 78 - Fax: +33 (0)3 25 39 84 90 - Email: export@pok.fr - Web: www.pok.fr

Katz - DN80 portable monitor with automatic sweeping





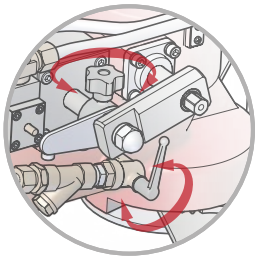

Sweeping system with selectable angle and speed, with shutoff

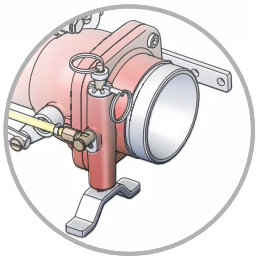

Water supply shutoff with anti-slipping and anti-lift off system

Maximum working pressure: PN16
Material: aluminium alloy
Surface treatment: polyester coating
Shutoff: ball valve
Opening: by lever
Horizontal movement: on 360°
Balayage automatique: from -25° to +25°
Horizontal adjustment: by handwheel
Vertical movement: from +30° to -85°
Vertical adjustment: by handwheel
Safety: anti-sliding, anti-knocking, anti-lifting, locking of the legs, anchoring strap, shutoff.
Carrying handle: YES
Foldable legs: YES

Options: couplings, outlet equipment, siamese, storage bracket.



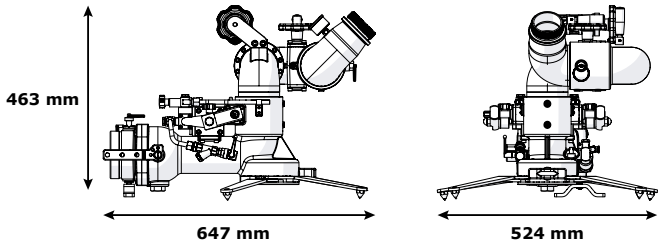



Our portable monitor "Katz" DN65 is made of primary aluminium alloy with red polyester coating. The flow rate can go up to 3,000 lpm at 7 bar at the monitor's outlet.
Horizontal travel of 360° and elevation from -15° to 85° are adjustable by handwheel and wormwheel.
An automatic locking device ensures a limit to 30° from horizontal the elevation range of the diffuser (unlocked by manual action).
It is equipped with automated sweeping device: 3 sweeping angles are available ± 15° (ie, a sweeping of 30°), -15° to + 25° or vice versa (ie a 40° sweeping), ± 25° (ie a 50° sweeping). The device can be disconnected by voluntary action.
The inlet valve is connected to the anti-tipping system allowing safety, reducing immediately the flow rate of the monitor, and maintaining the safety of the user.
It is equipped with four stabilising legs.
It can be equipped with different outlet equipment or couplings.

Inlet	Outlet	Waterway Ø (mm)	Folded dimensions (mm)	Weight (kg)	Ref
4'' BSP male	2.5'' NST-NH male	80	506 x 397 x 463	19,90	**24590**

Storage bracket for portable monitor



Description	Dimensions (mm)	Weight (kg)	Ref
Storage bracket	490 x 250 x 50	3,24	**20803**

Antenor 3000 - DN80 portable monitor

More than 4000 units sold around the world since 1985



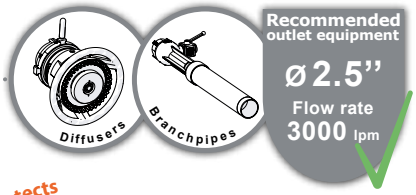



Maximum working pressure: PN16
Material: aluminium alloy
Surface treatment: polyester coating
Vertical movement: from +30° to +85°
Vertical adjustment: by handwheel
Horizontal movement: from -90° to +90°
Horizontal adjustment: by handle
Safety: vertical adjustment lockable at 30° by handle, horizontal adjustment locking knobs, locking of the legs, anchoring strap
Carrying handle: YES
Foldable legs: YES

Options: outlet equipment, couplings

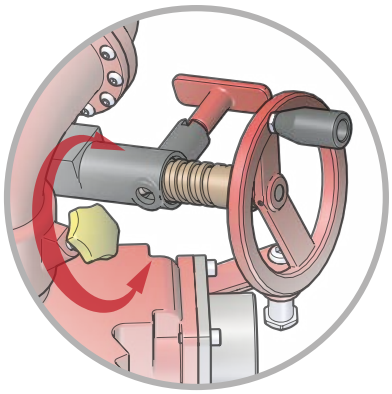

Handwheel for vertical position with locking handle for safety angle and locking knob for horizontal range.

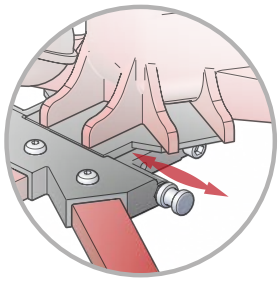

Locking pin for fold away legs



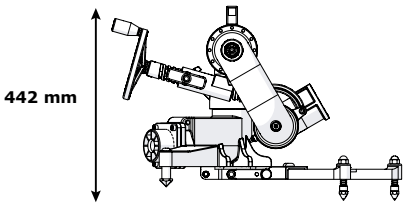

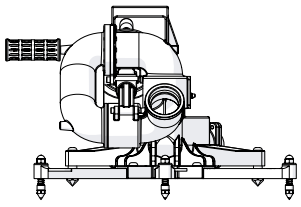







The portable monitor "Antenor 3000" DN80 is made of hard anodised aluminum with red polyester coating. It allows a flow rate up to 3,000 lpm at a working pressure of 7 bar at the monitor's outlet.
The horizontal movement from -90° to +90° can be done thanks to the control handle with locking knob, and with steering wheel for elevation from 0° to +90°.
An automatic locking device limits to 30° from horizontal the elevation range of the diffuser (unlocked by manual action).
It is equipped with a grip and carrying handle.
It has five fold away legs: three front stabilising legs and two back stabilising legs. A locking device allows the locking of the fold away legs.
It can be equipped with different outlet equipment or couplings.

Inlet	Outlets	Waterway Ø (mm)	Folded dimensions (mm)	Weight (kg)	Ref
2x 2.5" BSP female swivel	2.5" BSP female	80	611 x 665 x 424		**03209**

POK France - ZI Les Guignons - 10400 Nogent-sur-Seine - FRANCE
Tel: +33 (0)3 25 39 84 78 - Fax: +33 (0)3 25 39 84 90 - Email: export@pok.fr - Web: www.pok.fr

Antenor 3000 monitor on trailer



Portable monitor nozzle "Antenor 3000" DN80 on trailer.
Chassis mounting with pull handle, two wheels of 400 mm, two housing for 20 meters fire hoses Ø 70, four galvanized steel spikes, bracket "Klapklap" to maintain the portable monitor "Antenor 3000".

Description	Weight (kg)	Ref
''Antenor 3000'' monitor on trailer		**09796**

''Klap-klap'' device



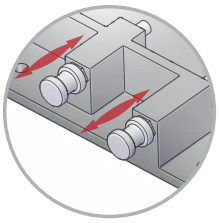

Pin system for fast unlocking

The "Klap-klap" bracket can be mounted on fixed installation or on an intervention vehicle, to allow a quick and safe installation and removal of the Antenor monitor.

Description	Weight (kg)	Ref
Quick fixation device	2,70	**07738**



Azimutor 3000 - DN80 portable monitor



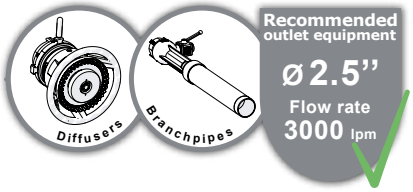



Maximum working pressure: PN16
Material: aluminium alloy
Surface treatment: polyester coating
Horizontal movement: on 360°
Horizontal adjustment: by handle
Vertical movement: from +30° to +80°
Vertical adjustment: by handwheel
Safety: vertical adjustment lockable at 30° by pin, vertical and horizontal adjustment locking knobs, locking of the legs, anchoring strap
Carrying handle: YES
Foldable legs: YES

Options: outlet equipment, coupling

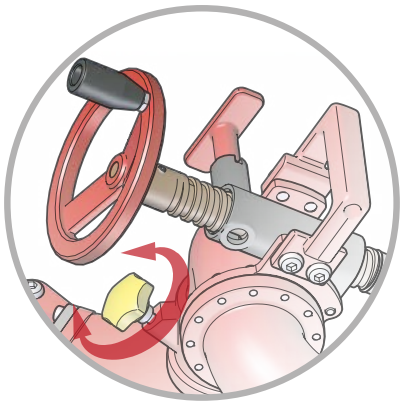

Handwheel for vertical position with locking handle at the safety angle, and locking knob for horizontal position

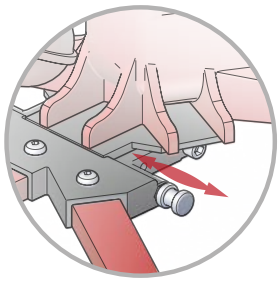

Locking pin of foldable legs



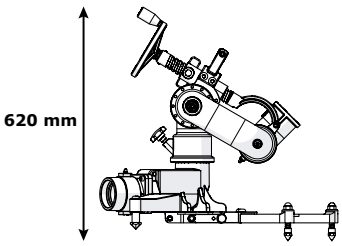

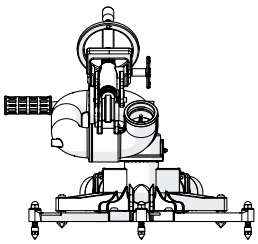



The portable monitor "Azimutor 3000" DN80 is made of anodised aluminium alloy. The flow rate can go up to 3,000 lpm at a working pressure of 7 bar at the monitor's outlet.
The horizontal travel of 360° is made thanks to a control handle with horizontal locking knob, and steering wheel for elevation from -15° to 90°.
An automatic locking device limit to 30° from horizontal the elevation range of the diffuser (unlocked by manual action).
It has five fold away legs: three front stabilising legs and two back stabilising legs. A locking device allows the locking of the fold away legs.
It can be equipped with different outlet equipment or couplings.

Inlets	Outlet	Waterway Ø (mm)	Folded dimensions (mm)	Weight (kg)	Ref
2x 2.5" BSP female swivel	2.5" BSP female	80	675 x 665 x 603		**09387**

POK France - ZI Les Guignons - 10400 Nogent-sur-Seine - FRANCE
Tel: +33 (0)3 25 39 84 78 - Fax: +33 (0)3 25 39 84 90 - Email: export@pok.fr - Web: www.pok.fr

Azimutor 3000 on base



The "Azimutor 3000" can be on an optional portable base with single inlet DN100.

Inlet	Outlet	Weight (kg)	Ref
4" BSP male	2.5" BSP female		**09413**

Azimutor 3000 on flange



The monitor "Azimutor 3000" is designed to be adapted on a standard flange. This way the monitor can be assembled on a fixed installation or a vehicle.

Inlet	Outlet	Weight (kg)	Ref
Flange DN65 PN16	2.5" BSP female		**01522**
Flange DN80 PN16	2.5" BSP female		**01523**
Flange DN100 PN16	2.5" BSP female		**01524**
Flange 3" ASA150	2.5" NST-NH male		**13605**
Flange 4" ASA150	2.5" NST-NH male		**13606**

Azimutor 3000 with ladder attachment



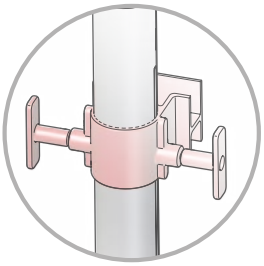

Setting system and locking by handles

Our monitor "Azimutor 3000" DN80 is available on mounting for ladder support or platform, with horizontal travel limiter.

Inlet	Outlet	Weight (kg)	Ref
DSP DN65	DSP DN65, with lock		**13608**



Primator 3000 - DN80 fixed monitor in aluminium alloy



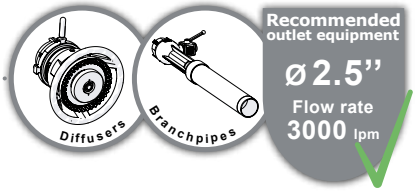

Maximum working pressure: PN16
Material: aluminium alloy
Surface treatment: polyester coating
Horizontal movement: on 360°
Horizontal adjustment: by handle
Vertical movement: from -70° to +85°
Vertical adjustment: by handle
Safety: vertical adjustment lockable by pin, horizontal adjustment lockable by knob.

Options: outlet equipment, couplings, base, ladder attachment.

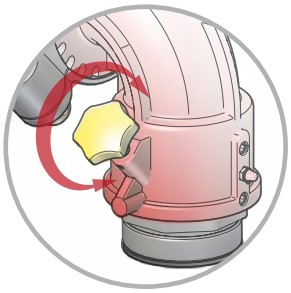

Horizontal adjustment lockable by knob and oiler

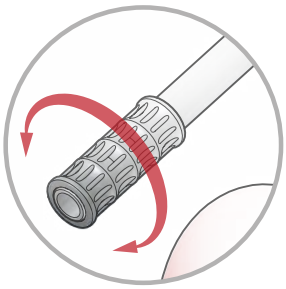

Vertical adjustment lockable by handle

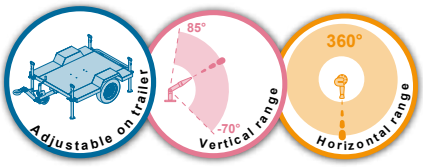

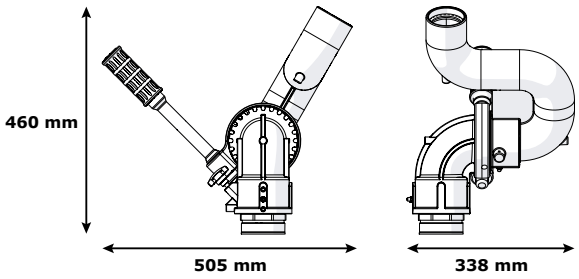







Our "Primator 3000" DN80 monitor is made for stationary, or to use on road chassis, ladder or platform.
Flow rate can go up to 3,000 lpm at 7 bar at the monitor's outlet.
Operation via handle for adjustable positions.
Travel: -70° to 85° in elevation and 360° in horizontal.
Made of primary aluminium alloy, thermic treatment, high strength, protected against corrosion and anodised to resist to chemical attack of foam concentrates.
It can be equipped with different outlet equipment or couplings.

Inlet	Outlet	Waterway Ø (mm)	Dimensions (mm)	Weight (kg)	Ref
3" BSP male	2.5" BSP female	80	505 x 338 x 460	7,35	**20970**
Flange DN65 PN16	2.5" BSP female	80	505 x 361 x 477	8,78	**01505**
Flange DN80 PN16	2.5" BSP female	80	505 x 361 x 485		**01506**
Flange DN100 PN16	2.5" BSP female	80	505 x 361 x 495	9,87	**01507**
Flange 3" ASA150	2.5" BSP female	80			**16645**
Flange 4" ASA150	2.5" NST-NH male	80	505 x 383 x 542	10,09	**16646**

POK France - ZI Les Guignons - 10400 Nogent-sur-Seine - FRANCE
Tel: +33 (0)3 25 39 84 78 - Fax: +33 (0)3 25 39 84 90 - Email: export@pok.fr - Web: www.pok.fr

Primator 3000 on base



The "Primator 3000" can be on an optional portable base with single inlet DN100. It can be equipped with different outlets: diffuser, foam branchpipe, water branchpipe,...

Inlet	Outlet	Weight (kg)	Ref
4" BSP male	2.5" BSP female		**01510**

Primator 3000 with ladder attachment



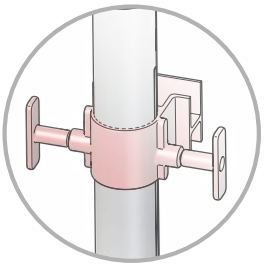

Handle for locking of the vertical position

Our monitor "Primator 3000" DN80 is available on mounting for ladder support or platform.

Inlet	Outlet	Weight (kg)	Ref
2.5'' BSP male	2.5" BSP male		**01508**



LMP80 - DN80 portable monitor



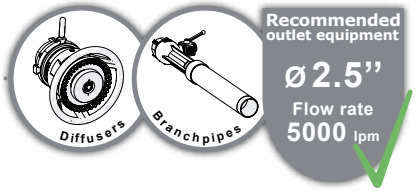

Maximum working pressure: PN16
Material: aluminium alloy
Surface treatment: polyester coating
Horizontal movement: from -153 to +101°
Horizontal adjustment: by handwheel or handle
Vertical movement: from 0° to +85°
Vertical adjustment: by handwheel
Safety: vertical adjustment lockable at 30° by pin, locking knob for horizontal adjustment, locking of the legs, anchoring strap
Carrying handle: YES
Foldable legs: YES

Options: outlet equipment, coupling, storage bracket

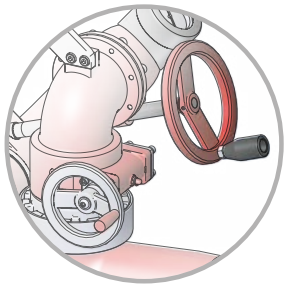

Handwheel for horizontal and vertical position

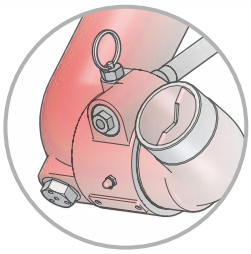

Safety pin for vertical position and flush



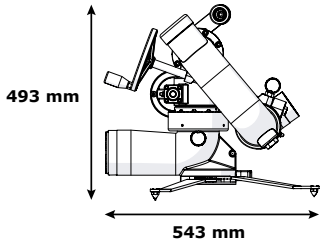

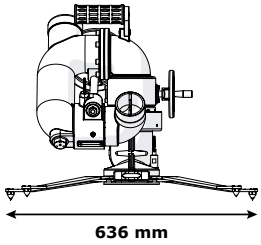







The portable monitor LMP 80 is made of anodised aluminium alloy, with red polyester coating.
The flow rate can go up to 5,000 lpm at a working pressure of 7 bar at the monitor's outlet.
The horizontal range is set between -153° to + 101° by handwheels with locking system.
Elevation range goes from 0° to 85° by handwheel with locking knob.
An automatic locking device ensures a limit to 30° from horizontal the elevation range of the diffuser (unlocked by manual action).
Our monitor "LMP 80" is equipped with fold away legs, with locking device and a anchorage ring to fix a strap.
It is equipped with one grip and carrying handle.
The monitor is equipped with a manometer to control pressure.
It can be equipped with different outlet equipment or couplings.

Inlet	Outlet	Waterway Ø (mm)	Horizontal adjustment	Vertical adjustment	Folded dimensions (mm)	Weight (kg)	Ref
4'' BSP male	2.5'' BSP male	80	By handwheel	By handwheel	593 x 388 x 468	20,2	**29413**
4'' BSP male	2.5'' BSP male	80	By handle (with break)	By handwheel	593 x 388 x 468		**29411**
4'' BSP male	2.5'' BSP male	80	By handle (with lock)	By handwheel	593 x 388 x 468		**29412**

Storage bracket for portable monitor



Description	Dimensions (mm)	Weight (kg)	Ref
Storage bracket	490 x 250 x 50	3,24	**20803**

POK France - ZI Les Guignons - 10400 Nogent-sur-Seine - FRANCE
Tel: +33 (0)3 25 39 84 78 - Fax: +33 (0)3 25 39 84 90 - Email: export@pok.fr - Web: www.pok.fr

LMP80 - mount only (lower section)



The lower section of the LMP80 with the quick coupling is designed to be assembled to a monitor initially on a truck or telescopic tube and transform it into a portable monitor !

Description	Weight (kg)	Ref
Lower section only (Inlet 4" BSP male)	8,4	**10847**

LMP80 - upper section only, with handwheels



The upper section of the LMP80 can be mounted on a base, a flange, with quick coupling or telescopic tube.
It can be equipped with different outlets: diffuser, water and foam branchpipe...

Description	Weight (kg)	Ref
2 handwheels - Outlet 2.5" BSP male	11,8	**29176**

LMP80 - upper section only, with handle for oscillator



Description	Weight (kg)	Ref
Horizontal lock - Outlet 2.5" BSP male	12	**29297**
Horizontal break - Outlet 2.5" BSP male	12	**22329**

Oscillator for LMP80, for references 29297 and 22329



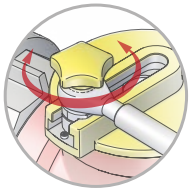

Easy adjustment of the sweeping range

Option for portable monitor "LPM 80" (version without handwheel for horizontal adjustment).
Our oscillator allows to transform our monitor nozzle in an automated sweeping monitor nozzle.
The horizontal angle is adjustable from 0° to 60°.
The setting of the sweeping angle can be done during operation of the monitor.

Description	Weight (kg)	Ref
Automatic oscillator DN100	5,5	**14230**

Telescopic tube option for LMP80



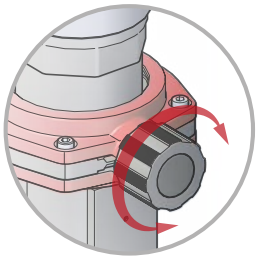

Opening knob for the hydraulic jack

The telescopic tube for monitor LMP80 allows to put the monitor on a vehicle for quick operation.
There are 2 versions of the telescopic tube: 12" for up to 300mm height to mount the monitor on a vehicle, and in 18" for up to 450 mm.

Inlet	Outlet	Elevation (mm)	Dimensions (mm)	Weight (kg)	Ref
3'' BSP male	Quick coupling	300		15,4	**08293**
3'' BSP male	Quick coupling	450		19,3	**11087**
3'' NPT male	Quick coupling	300		15,6	**11088**
3'' NPT male	Quick coupling	450		19,5	**10983**

Quick coupling DN80 on flanges



Description	Weight (kg)	Ref
Quick coupling on flange 3'' ASA150		**08291**
Quick coupling on flange 4'' ASA150	4	**22011**

DN100 portable monitor



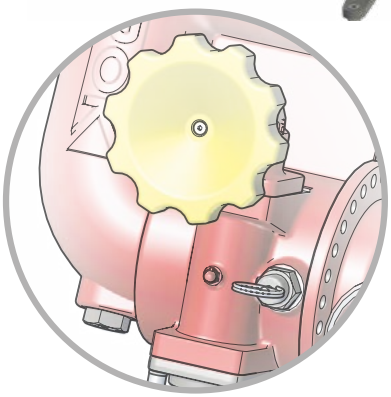

Handwheel for vertical position with locking pin, and automated flush

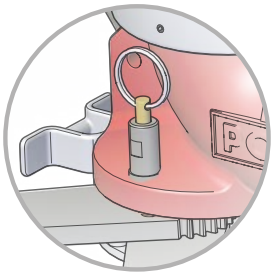

Locking knob of fold away legs a anchorage ring to fix a strap.

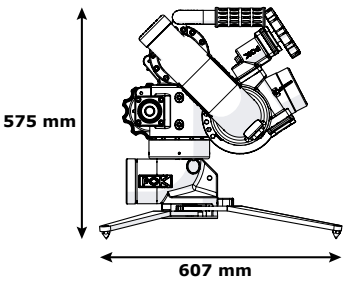

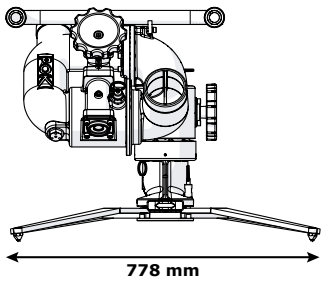

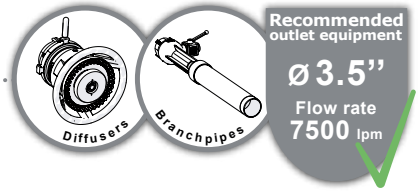

Maximum working pressure: PN16
Material: aluminium alloy
Surface treatment: polyester coating
Horizontal movement: on 360°
Horizontal adjustment: by handwheel
Vertical movement: from +30° to +85°
Vertical adjustment: by handwheel
Safety: vertical adjustment lockable at 30° by stop, locking of the legs, anchoring strap
Carrying handle: YES
Foldable legs: YES

Options: outlet equipment, couplings







Our portable monitor DN100 is made of anodised aluminium alloy, finished with red polyester coating PN16.
The flow rate goes up to 7,500 lpm at a working pressure of 7 bar at the monitor's outlet.
Horizontal range is 360°, vertical range is from +30° to 85° by steering wheel.
An automatic locking device limits to 30° from horizontal the elevation range of the diffuser (unlocked by manual action).
It is equipped with a grip and carrying handle.
The monitor comes with four stabilising legs, one locking ring and a anchorage ring to fix a strap.
It has a manometer to control the pressure.
It can be equipped with different outlet equipment or couplings.

Inlet	Outlet	Waterway Ø (mm)	Folded dimensions (mm)	Weight (kg)	Ref
4" BSP male	3.5" NST-NH male	100	782 x 584 x 575	30,87	**37308**

POK France - ZI Les Guignons - 10400 Nogent-sur-Seine - FRANCE
Tel: +33 (0)3 25 39 84 78 - Fax: +33 (0)3 25 39 84 90 - Email: export@pok.fr - Web: www.pok.fr

DN100 portable monitor - upper section only



The upper part for the portable monitor DN100 can be on a flange equipped with a multiclaw coupling or on an telescopic tube.
It can be equipped with various outlets: diffuser, water branchpipe, foam branchpipe...

Description	Weight (kg)	Ref
Upper section only (Outlet 3.5" NST-NH male)	23,26	**22217**

Extension for DN100 monitor



Description	Weight (kg)	Ref
Extension - length 500 mm	3,3	**22205**

Quick coupling DN100 on flange



Description	Weight (kg)	Ref
Quick coupling on flange 4" ASA150	4	**22011**



Minotor 5000 - DN100 portable monitor



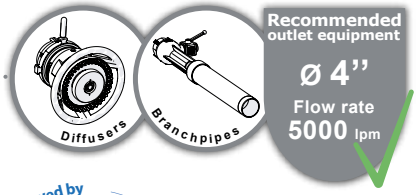

Approved by the RUSSIAN Interior Ministry





Maximum working pressure: PN16
Material: aluminium alloy
Surface treatment: polyester coating
Horizontal movement: on 360°
Horizontal adjustment: by handle
Vertical movement: from +30° to +75°
Vertical adjustment: by handwheel
Safety: vertical adjustment lockable at 30° by handle, horizontal adjustment locking knob, anchoring strap
Foldable legs: YES

Options: outlet equipment, couplings

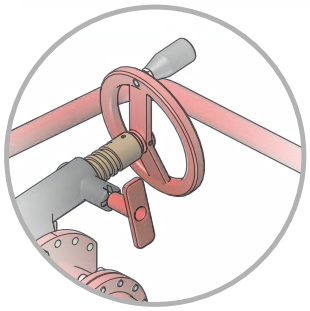

Handwheel for vertical position with locking pin for safety angle

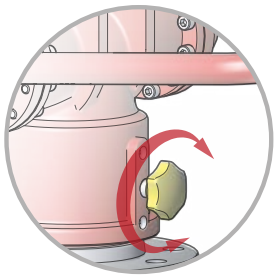

Locking knob for horizontal position

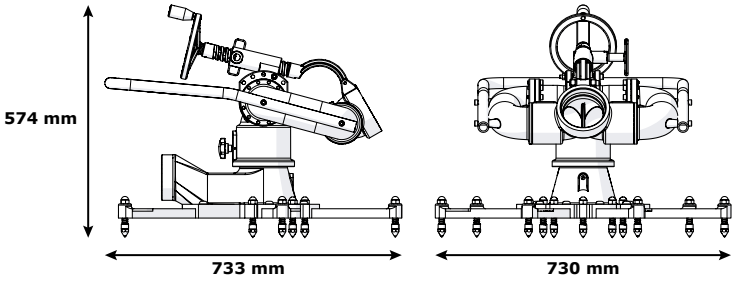









The portable "Monitor 5000" is made of anodised aluminium finished with red polyester coating.
The flow rate goes up to 5,000 lpm at a working pressure of 7 bar at the monitor's outlet.
The horizontal range is 360° by control handle with locking knob.
The elevation range goes from 0° to 75° and can be set by steering wheel.
An automatic locking device limits to 30° from horizontal the elevation range of the diffuser (unlocked by manual action).
It is equipped with six stabilising legs, with spring loaded spikes for soft ground.
It can be equipped with different outlet equipment or couplings.

Inlets	Outlet	Waterway Ø (mm)	Dimensions (mm)	Weight (kg)	Ref
2x 4" BSP male	4" BSP female	100			**09390**
4" BSP male	4" BSP female	100	733 x 730 x 574	40,28	**09391**
Flange DN100 PN16	AR DN100	100	685 x 536 x 440		**09393**
Flange DN100 PN16	4" BSP female	100			**09393.FF4**
Flange 4" ASA150	4" NST-NH male	100			**13610**
4'' NST-NH female	4" NST-NH male	100			**13611**

POK France - ZI Les Guignons - 10400 Nogent-sur-Seine - FRANCE
Tel: +33 (0)3 25 39 84 78 - Fax: +33 (0)3 25 39 84 90 - Email: export@pok.fr - Web: www.pok.fr

4'' fixed monitor



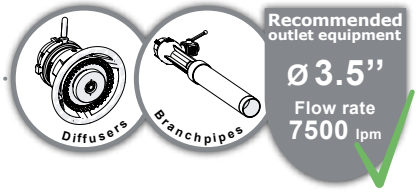

Maximum working pressure: PN16
Material: aluminium alloy
Surface treatment: polyester coating
Horizontal movement: on 360°
Horizontal adjustment: by handwheel
Vertical movement: from -90° to +90°
Vertical adjustment: by handwheel

Options: outlet equipment

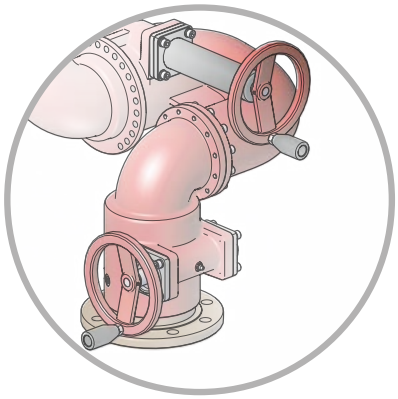

Handwheel for vertical position and horizontal position



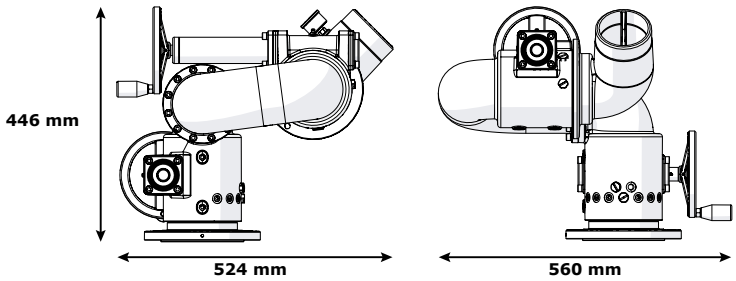





Our fixed monitor DN100 is made of aluminium alloy finished with red polyester coating and PN16.
Flow rate can go up to 7,500lpm at a working pressure of 7 bar at the monitor's outlet.
It has the same characteristics as the portable version. Horizontal range is 360° and elevation range: -90° to +90° by handwheels.
It can be equipped with different outlet equipment or couplings.

Inlets	Outlet	Waterway Ø (mm)	Dimensions (mm)	Weight (kg)	Ref
Flange 4'' ASA150	3.5'' NST-NH male	100	524 x 560 x 446	41	**29428**

Dicodoplus - DN150 fixed monitor



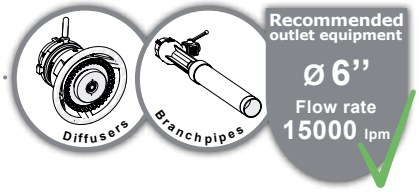

Maximum working pressure: PN16
Material: aluminium alloy
Surface treatment: polyester coating
Horizontal movement: 330°
Horizontal adjustment: by handwheel
Vertical movement: from -90° to +90°
Vertical adjustment: by handwheel
Safety: adjustable stops for vertical and horizontal adjustments

Options: outlet equipment

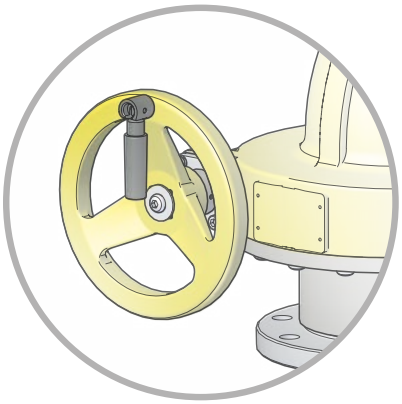

Handweel for vertical and horizontal position with foldable handles



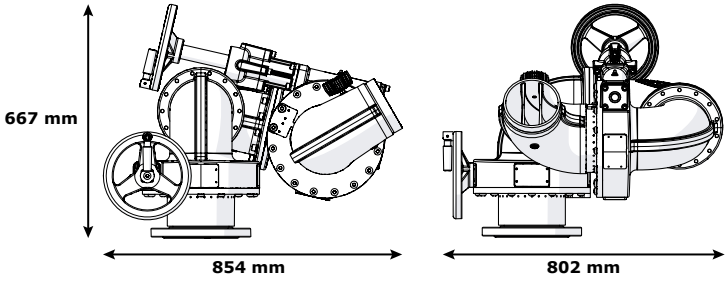



The flow rate of our monitor "Dicodoplus DN150" is 15,000 lpm at a working pressure of 7 bar at the monitor's outlet.
It is made of aluminium alloy anodised, finished with yellow polyester coating and PN16. The horizontal range is 330º and the elevation range goes from -90º to 90º. The positions are set via a steering wheel. It has a manometer to control the pressure.
It can be equipped with different outlet equipment or coupling.



Inlets	Outlet	Waterway Ø (mm)	Dimensions (mm)	Weight (kg)	Ref
Flange DN150 PN16	6'' BSP male	150	854 x 802 x 667	110	**27763**

POK France - ZI Les Guignons - 10400 Nogent-sur-Seine - FRANCE
Tel: +33 (0)3 25 39 84 78 - Fax: +33 (0)3 25 39 84 90 - Email: export@pok.fr - Web: www.pok.fr

DN200 fixed monitor

High flow rate
Up to 30 000 liters per minute



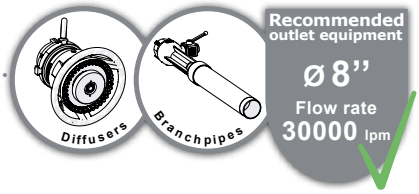



Handle for safety locking of vertical position (for trolley using) and pressure gauge

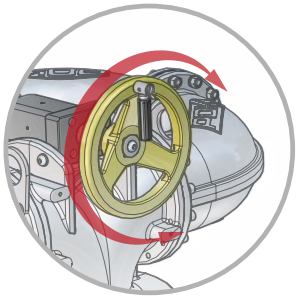

Handweel for vertical and horizontal position with foldable handles

Material: aluminium alloy
Surface treatment: polyester coating and hard anodisation
Horizontal movement: from -170° to +170°
Horizontal adjustment: by handwheel
Vertical movement: from -10° to +60°
Vertical adjustment: by handwheel
Safety: adjustable stops for vertical adjustments

Options: flange, outlet equipment

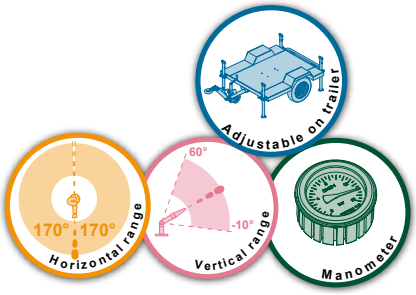

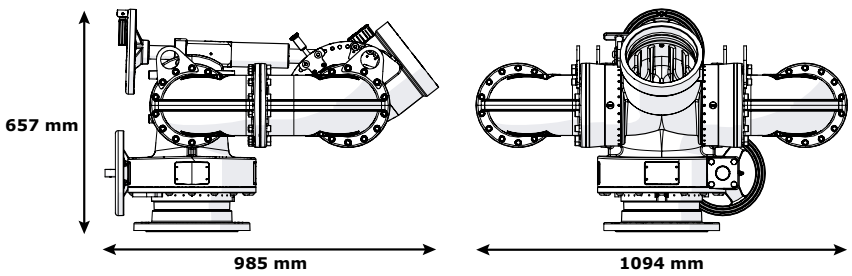



Our monitor DN200 is one of the most powerful monitor of our range of products.
The flow rate is 30,000 lpm at a working pressure of 7 bar at the monitor's outlet.
It is made of aluminium alloy anodised, finished with white polyester coating and PN16. The horizontal range is 340º and the elevation range goes from -10º to 60º. The positions are set via a handwheel. It has a manometer to control the pressure.
It can be equipped with different outlet equipment or coupling.

Inlet	Outlet	Waterway Ø (mm)	Dimensions (mm)	Weight (kg)	Ref
Flange 8'' ASA150	8'' BSP female	200	985 x 1094 x 657	187	**37426**

Matador - mono-azimuthaux water-foam branchpipes





Maximum working pressure: PN16
Material: aluminium alloy
Surface treatment: polyester coating
Vertical movement: from 15° to +80°
Vertical adjustment: by handwheel
Safety: anchoring strap.

Options: couplings, outlet equipment.



Our range of Mono-azimuth water-foam branchpipes "Matador" is made of anodised aluminium alloy.
We offer two versions of this item: branchpipe 2000 lpm with 2 inlets DSP DN65 with locking ring or branchpipe 4,000 lpm with two inlets AR100 with locking ring. It is delivered with pick up tube.
Elevation range is +15° to +80° wheel operated.
An automatic locking device ensures a limit to 30° from horizontal the elevation range of the diffuser (unlocked by manual action).
Our "Matador" is equipped with a stabilising bar on the floor with a transport handle, and a mooring ring to fix a strap (strap supplied).
The monitor is equipped with a manometer to control pressure.

Inlet	Waterway Ø (mm)	Folded dimensions (mm)	Weight (kg)	Ref
2x DSP DN65 with lock				**01521**
2x DSP DN100 with lock				**09397**



POK France - ZI Les Guignons - 10400 Nogent-sur-Seine - FRANCE
Tel: +33 (0)3 25 39 84 78 - Fax: +33 (0)3 25 39 84 90 - Email: export@pok.fr - Web: www.pok.fr

DN65 fixed monitor with handwheels, in bronze





Maximum working pressure: PN16
Material: bronze
Horizontal movement: on 360°
Horizontal adjustment: by handwheel
Vertical movement: from -50° to +90°
Vertical adjustment: by handwheel

Options: outlet equipment, flange



Handwheel for vertical position and horizontal position

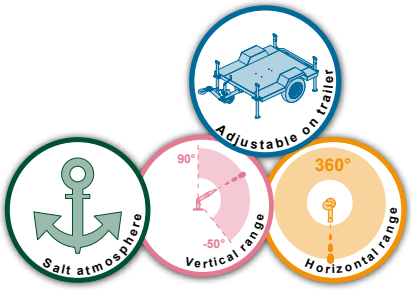

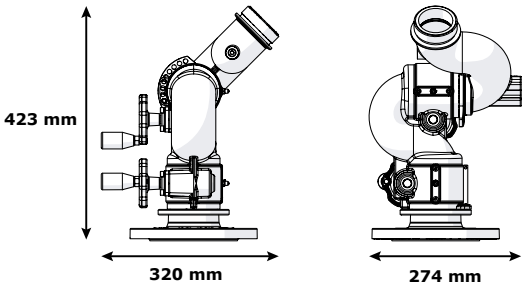





Our fixed monitor nozzle DN65 in bronze is made to be used in a marine environment and is PN16.
The flow rate can go up to 2,000 lpm at 7 bar at the monitor's outlet.
Elevation range is from -50° to +90°, horizontal range 360° by handwheels.
It can be equipped with different outlet equipment or couplings.

Inlets	Outlet	Waterway Ø (mm)	Dimensions (mm)	Weight (kg)	Ref
Flange 4" ASA150	2.5" NST-NH male	65	320 x 274 x 423	22,20	**20432**

DN65 fixed monitor without handwheels, in bronze



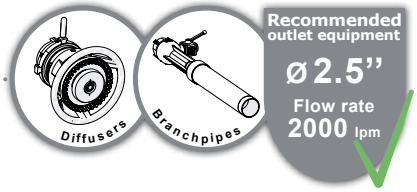

Maximum working pressure: PN16
Material: bronze
Horizontal movement: on 360°
Horizontal adjustment: handle
Vertical movement: from -50° to +90°
Vertical adjustment: handle
Safety: locking pins for vertical and horizontal adjustments

Options: outlet equipment, flange

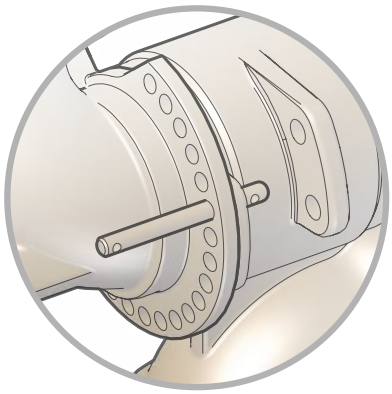

Safety pin for locking of vertical and horizontal position



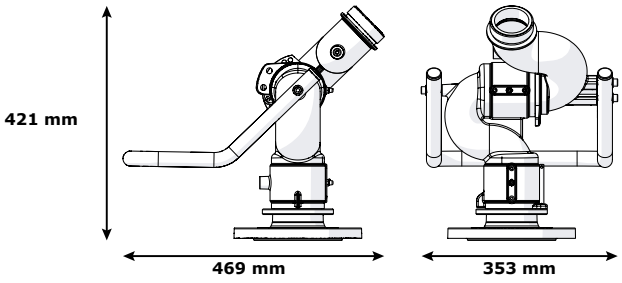





Our fixed monitor nozzle DN65 in bronze allows it to be used in a marine environment and is PN16.
The flow rate can go up to 2,000 lpm at 7 bar at the monitor's outlet.
Elevation range is from -50° to +90°, and horizontal range 360° are set by a carrying handle, with locking knob.
It can be equipped with different outlet equipment or coupling.

Inlets	Outlet	Waterway Ø (mm)	Dimensions (mm)	Weight (kg)	Ref
Flange 3'' ASA150	2.5'' NST-NH male	65	469 x 353 x 421	18,7	**21189**
Flange 4'' ASA150	2.5'' NST-NH male	65	469 x 353 x 421	21	**21005**

POK France - ZI Les Guignons - 10400 Nogent-sur-Seine - FRANCE
Tel: +33 (0)3 25 39 84 78 - Fax: +33 (0)3 25 39 84 90 - Email: export@pok.fr - Web: www.pok.fr

DN80 fixed monitor with handwheels, in bronze



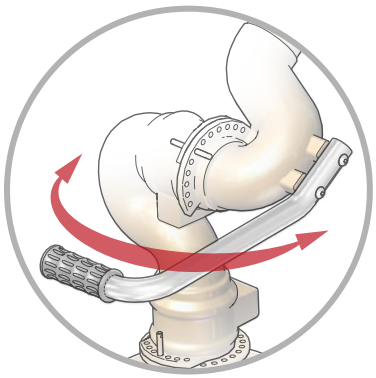

Handle with locking pin for vertical and horizontal position

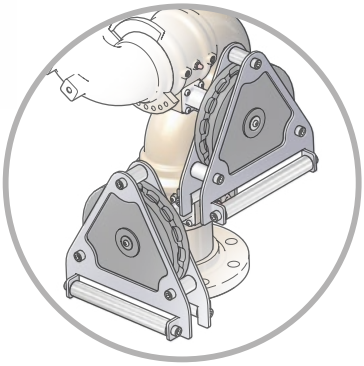

Wheels with markprint for remote control by chain

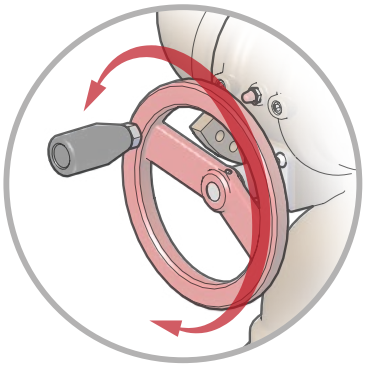

Handwheel for vertical and horizontal position

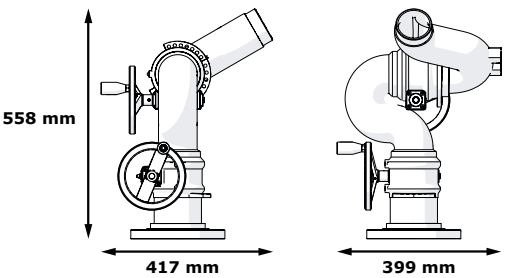

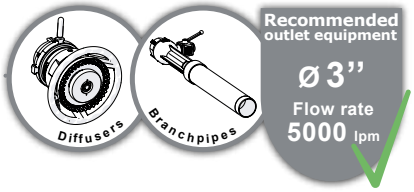

Maximum working pressure: PN16
Material: bronze
Body type: moulded
Horizontal movement: on 360°
Horizontal adjustment: by handwheels, by handle or by chains
Vertical movement: from -60° to +85°
Vertical adjustment: by handwheels, by handle or by chains

Options: outlet equipment, flange

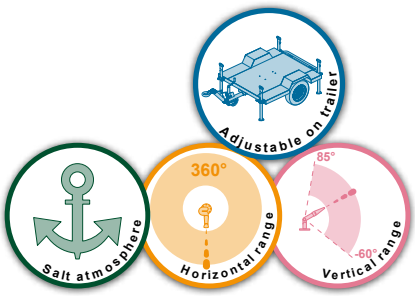





The DN80 monitor in bronze is made to be used in a marine environment. The set up of the elevation position from -60° to +85° and in horizontal 360° can be done thanks to operating handwheels, handle or chains.
It can be equipped with different outlet equipment or couplings.

Inlet	Outlet	Waterway Ø (mm)	Operating device	Dimensions (mm)	Weight (kg)	Ref
Flange 4'' ASA150	3'' BSP male	80	by handwheels	417 x 399 x 558	36,15	**34377**
Flange 4'' ASA150	3'' BSP male	80	by handle	573 x 419 x 566	41,28	**34457**
Flange 4'' ASA150	3'' BSP male	80	by chains	444 x 380 x 558	57,94	**34343**

Snake - DN40 fixed monitor, in stainless steel



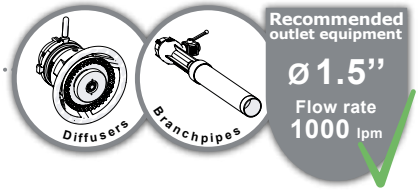

Maximum working pressure: PN16
Material: stainless steel
Horizontal movement: on 360°
Horizontal adjustment: by handle
Vertical movement: from -60° to +65°
Vertical adjustment: by handle
Safety: locking pins for vertical and horizontal adjustments

Options: outlet equipment, flange



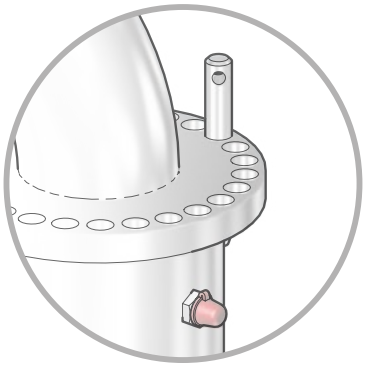

Knob for locking and grease



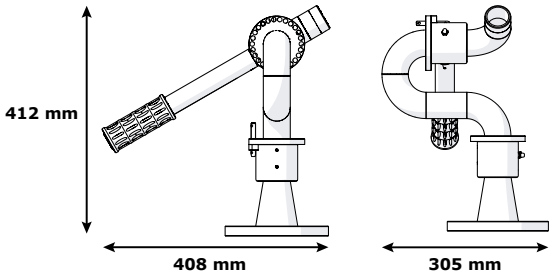



The monitor "Snake" DN40 in stainless steel has a simple and robuste design.
The orientation of the jet in the horizontal plan over 360° and elevation from -60° to +65° are obtained with a lever and can be locked in their positions separately.
The carrying handle makes it easy to operate.
It can be equipped with different outlet equipment or inlet flange.

Inlet	Outlet	Waterway Ø (mm)	Dimensions (mm)	Weight (kg)	Ref
Flange DN65 PN16	1.5'' BSP male	40	408 x 305 x 412	9,14	**33897**

POK France - ZI Les Guignons - 10400 Nogent-sur-Seine - FRANCE
Tel: +33 (0)3 25 39 84 78 - Fax: +33 (0)3 25 39 84 90 - Email: export@pok.fr - Web: www.pok.fr

Snake - DN40 fixed monitor with handwheel, in stainless steel

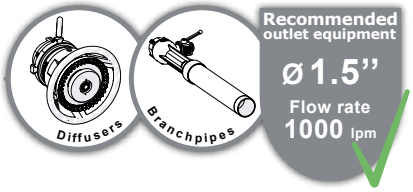



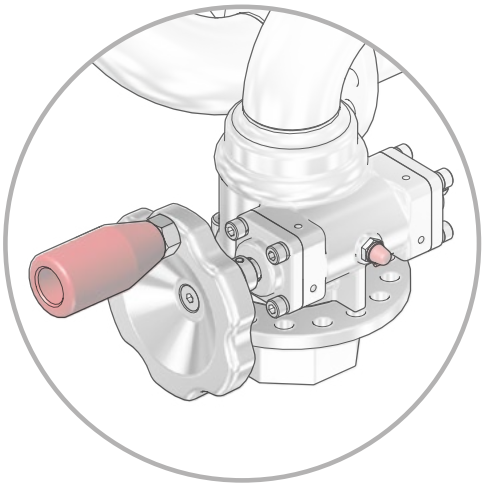

Handwheel with handle, driling for stop setting every 22,5°, grease knob and endless screw

Maximum working pressure: PN16
Material: stainless steel
Horizontal movement: on 360°
Horizontal adjustment: by handwheel
Vertical movement: from -90° to +90°
Vertical adjustment: by handwheel
Safety: adjustable stops for vertical and horizontal adjustments

Options: outlet equipment, flange



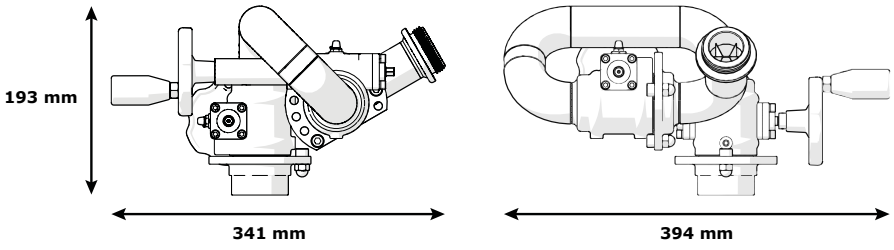





The monitor "Snake" DN40 in stainless steel with operating handwheel is an easy to use and sturdy monitor.
The 360° horizontal movement and the vertical movement from -90° to +90° are adjusted by means of the handwheels.
It can be equipped with different outlet equipment or inlet flanges and threads.

Inlet	Outlet	Waterway Ø (mm)	Dimensions (mm)	Weight (kg)	Ref
1.5'' NPT female	1.5'' NST-NH male	40	341 x 394 x 193	7,15	**20402**

DN65 portable monitor, in stainless steel



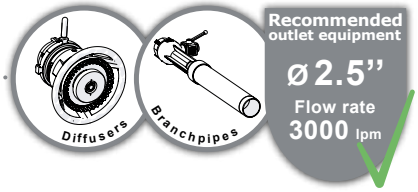

Maximum working pressure: PN16
Material: stainless steel
Horizontal movement: on 360°
Horizontal adjustment: by handle
Vertical movement: from +30° to +85°
Vertical adjustment: by handwheel
Safety: locking knob for horizontal adjustment

Options: outlet equipment, coupling

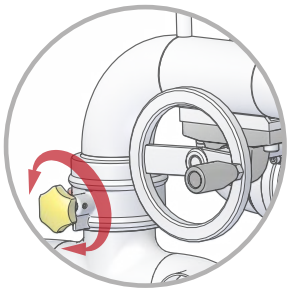

Handwheel for vertical adjustment and knob for horizontal locking





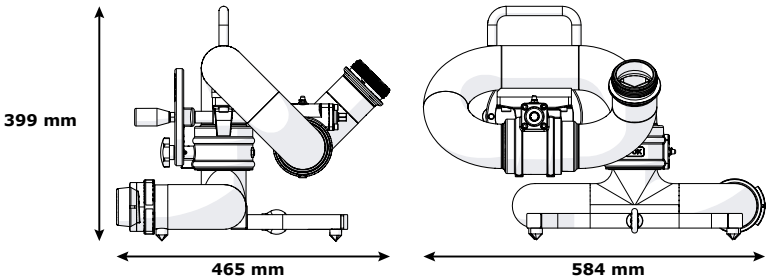





Our portable monitor DN65 is made of stainless steel, PN16 design.
Flow rate can go up 3,000 lpm at 7 bar at the monitor's outlet.
Horizontal range is 360° by carrying handle with locking.
Elevation is adjustable from +30° to +85° by handwheel.
The monitor is equipped with a portable base of two symmetric inlets DN65 with lock.
The monitor has a base with two feet for maximum stability on the ground and a mooring ring to fix a strap (strap supplied).

Inlets	Outlet	Waterway Ø (mm)	Dimensions (mm)	Weight (kg)	Ref
2x 2.5" BSP male	2.5" NST-NH male	65	465 x 584 x 399	18,35	**37390**
2x SG DN65	2.5" NST-NH male	65	465 x 584 x 399	18,5	**20344**

POK France - ZI Les Guignons - 10400 Nogent-sur-Seine - FRANCE
Tel: +33 (0)3 25 39 84 78 - Fax: +33 (0)3 25 39 84 90 - Email: export@pok.fr - Web: www.pok.fr

DN65 fixed monitor, in stainless steel

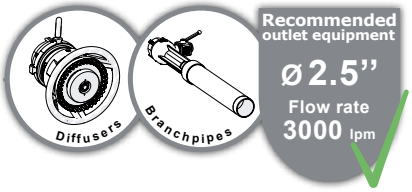



Maximum working pressure: PN16
Material: stainless steel
Horizontal movement: on 360°
Horizontal adjustment: by handle
Vertical movement: from -60° to +80°
Vertical adjustment: by handwheel
Safety: locking knob for horizontal adjustment

Options: outlet equipment

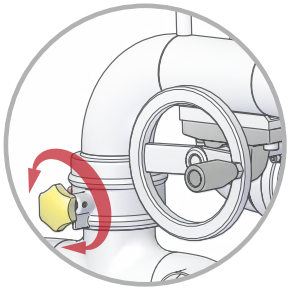

Handwheel for vertical adjustment and knob for horizontal locking

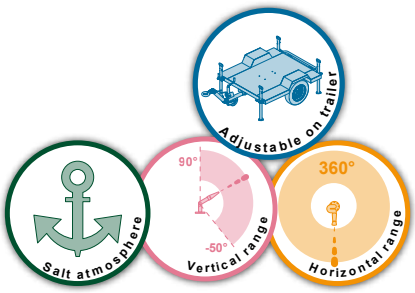

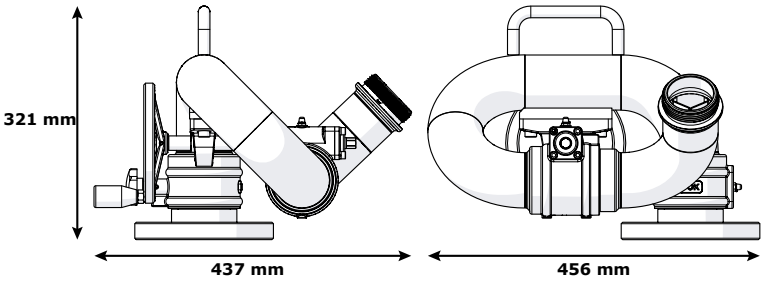





Our fixed monitor DN65 is made of stainless steel, PN16.
Flow rate can go up to 3,000 lpm at a working pressure of 7 bar at the monitor's outlet.
It has the same characteristics as the mobile version. Horizontal range of 360° by handle with locking device, and elevation range of -60° to +80° by handwheel.
Different inlet flanges and outlet equipment are possible.

Inlets	Outlet	Waterway Ø (mm)	Dimensions (mm)	Weight (kg)	Ref
Flange 3" ASA150	2.5'' NST-NH male	65	437 x 456 x 321	17,97	**20350**

Mercator - DN80 fixed monitor, in stainless steel



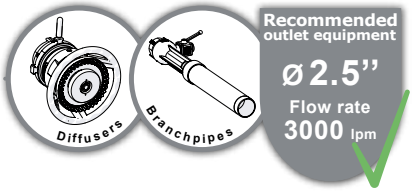

Maximum working pressure: PN16
Material: stainless steel
Horizontal movement: on 360°
Horizontal adjustment: by handle
Vertical movement: from -60° to +80°
Vertical adjustment: by handle

Options: outlet equipment

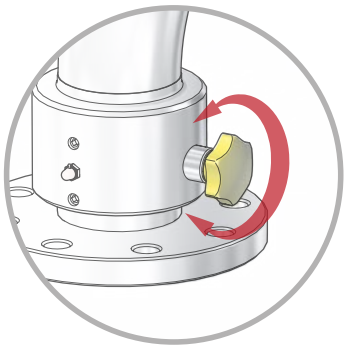

Locking knob for vertical and horizontal position

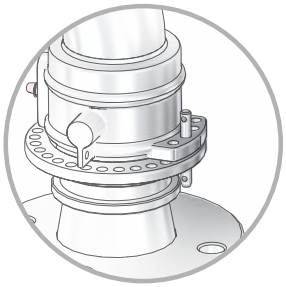

Optional: replacement for the locking knob by a pin

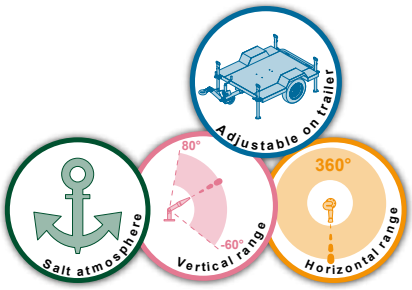



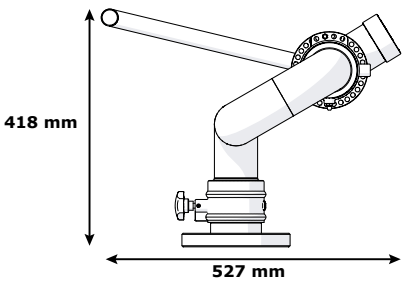

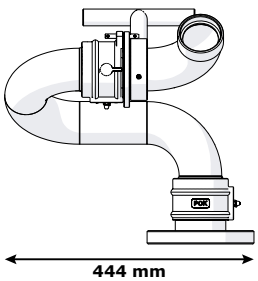



Our fixed monitor "Mercator 3000" is made of stainless steel, PN16 designed.
Flow rate can go up to 3,000 lpm at 7 bar at the monitor's outlet.
Horizontal range is 360° by handle with locking. Elevation range is -60° to +80° by setting tray with locking knob.
It can be equipped with different outlet equipment or inlet flanges.

Inlets	Outlet	Waterway Ø (mm)	Dimensions (mm)	Weight (kg)	Ref
Flange DN80 PN16	2.5'' BSP female	80	527 x 444 x 418	17	**03487**

POK France - ZI Les Guignons - 10400 Nogent-sur-Seine - FRANCE
Tel: +33 (0)3 25 39 84 78 - Fax: +33 (0)3 25 39 84 90 - Email: export@pok.fr - Web: www.pok.fr

DN100 fixed monitor with handwheels, in stainless steel



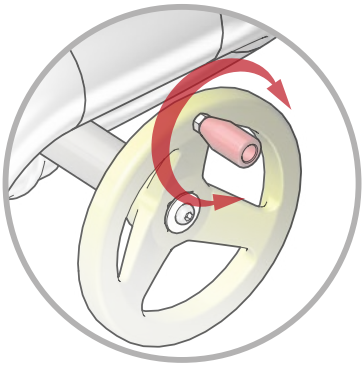

Operating handwheels for vertical and horizontal positions

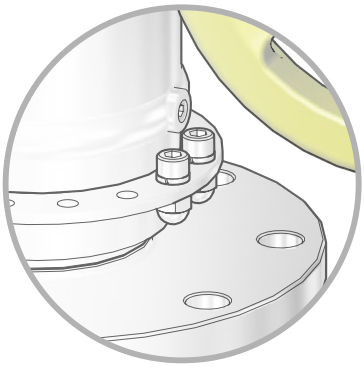

Horizontal and vertical movements stops by steps of 22.5°

Maximum working pressure: PN16
Material: stainless steel and bronze
Horizontal movement: from -170° to +170°
Horizontal adjustment: by handwheel
Vertical movement: from -90° to +90°
Vertical adjustment: by handwheel

Options: outlet equipment





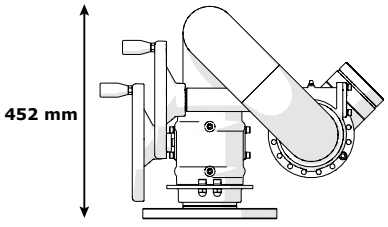

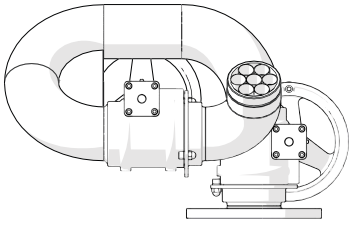



Our manual monitor DN100 in stainless steel offers an unequalled easiness of use thanks to its two geared handwheels.
Vertical movement from -90° to +90° and horizontal movement from -170° to 170° according to the stops (adjustment by steps of 22.5°).
It is equipped on the inlet with a flange 4" ASA150 and on the outlet with a 3.5" NST-NH thread on which a diffuser or a foam branchpipe can be mounted.
The pipe of this monitor inlcudes an inside stream shaper made of seven elements which enables to get a higher range and a better stream quality.
It can be equipped with different outlet equipment or coupling.

Inlet	Outlet	Waterway Ø (mm)	Dimensions (mm)	Weight (kg)	Ref
Flange 4'' ASA150	3.5'' NST-NH male	100	602 x 726 x 452	56	**31323**

Gearator - DN150 fixed monitor with handwheels, in stainless steel

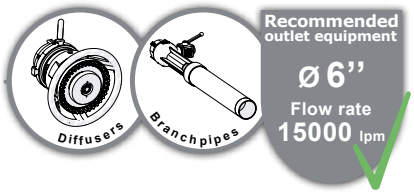



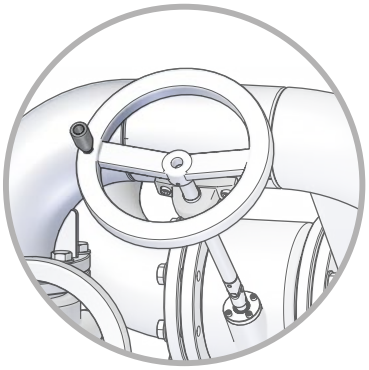

Handwheel for vertical and horizontal position

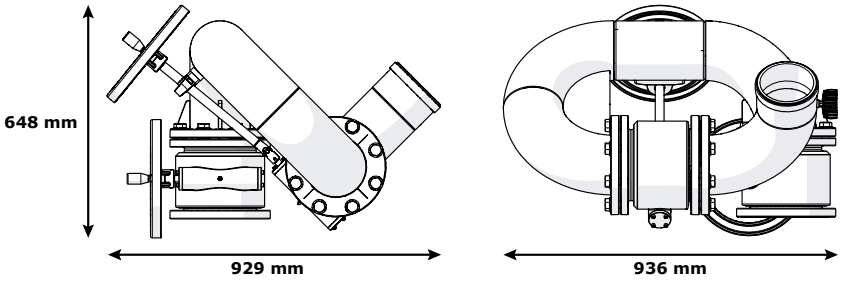

Maximum working pressure: PN16
Material: stainless steel
Horizontal movement: on 360°
Horizontal adjustment: by handwheel
Vertical movement: from -80° to +80°
Vertical adjustment: by handwheel

Options: outlet equipment



The fixed monitor "Gearator" DN150 is one of the most powerful model of our range of fixed monitors.
It is made of stainless steel, PN16.
Flow rate can go up to 11,000 lpm at 7 bar at the monitor's outlet.
The horizontal movement is working over 360° and elevation from -80° to +80° by handwheels and elevation worm wheel.
The equipment comes with a manometer to control the pressure.
It can be equipped with different outlet equipment or coupling.



Inlets	Outlet	Waterway Ø (mm)	Dimensions (mm)	Weight (kg)	Ref
Flange 6'' ASA150	6'' NST-NH male	150	929 x 936 x 648	185	**29447**

POK France - ZI Les Guignons - 10400 Nogent-sur-Seine - FRANCE
Tel: +33 (0)3 25 39 84 78 - Fax: +33 (0)3 25 39 84 90 - Email: export@pok.fr - Web: www.pok.fr

hydraulic actuator



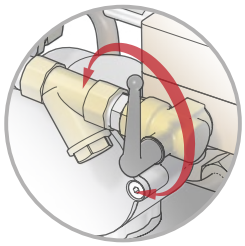

Shutoff valve and oscillation speed adjustment. Easy maintenance of the filter in the actuator

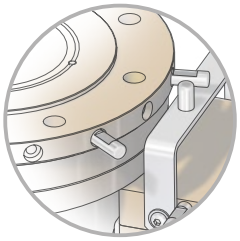

Adjustment stops of the angular stroke with 20° incrementation

Maximum working pressure: PN16
Material: stainless steel, bronze
Opening: by valve
Speed adjustment: by valve
Horizontal movement: on 360°, automatic sweeping
Filter: YES



Our DN100 hydraulic actuator was designed to offer more oscillating opportunities for fixed monitors.
It is entirely made of bronze with screws in stainless steel.
The oscillation angles are easily adjustable from 20° to 360° (with 20° incrementation).
It can be equipped with a flange DN100 PN16 or 4" ASA150 for in-and outlets.

Inlet	Outlet	Speed	Dimensions (mm)	Weight (kg)	Ref
Flange 4'' ASA150	Flange 4'' ASA150	0,9 rpm @ 10 bar 0,7 rpm @ 7 bar	327 x 256 x 239	41,9	**33375**
Flange DN100 PN16	Flange DN100 PN16	0,9 rpm @ 10 bar 0,7 rpm @ 7 bar	327 x 256 x 239	41,9	**33375.PN16**



Tripod stands, without valve



Maximum working pressure: PN16
Material: steel (stainless steel on request)
Surface treatment: polyester coating

Inlet	Outlet	Dimensions (mm)	Weight (kg)	Ref
Flange DN65 PN16	Flange 2.5" ASA150	Ø561 x 744	16,27	**20726**
Flange DN80 PN16	Flange DN65 PN16	Ø561 x 747	16,92	**20878**
Flange DN80 PN16	Flange DN80 PN16	Ø656 x 620	18,30	**09526**
Flange 3'' ASA150	Flange 3'' ASA150	Ø650 x 620		**09527**
Flange DN100 PN16	Flange DN100 PN16	Ø656 x 620	19,30	**09528**
Flange 4'' ASA150	Flange 4'' ASA150	Ø650 x 620	22,16	**09529**
Flange 6" ASA150	Flange 6" ASA150	Ø1210 x 1018	65	**27988**

Right-angled tripod stand, without valve



Maximum working pressure: PN16
Material: stainless steel

Inlet	Outlets	Dimensions (mm)	Weight (kg)	Ref
4'' BSP male	Flange 3" ASA150	610 x 542 x 620	15,10	**32721**

Tripod stands, with valve



Maximum working pressure: PN16
Material: steel (stainless steel on request)
Surface treatment: polyester coating
Shutoff: flywheel
Opening: by handwheel

Inlet	Outlets	Dimensions (mm)	Weight (kg)	Ref
Flange DN80 PN16	Flange DN80 PN16 **2x** DSP DN65	Ø650 x 620		**09530**
Flange 3'' ASA150	Flange 3'' ASA150 **2x** DSP DN65	Ø650 x 620		**09531**
Flange 4" ASA150	Flange 3" ASA150 **2x** 2.5" BSP female	Ø630 x 700	29,32	**34110**
Flange DN100 PN16	Flange DN100 PN16 **2x** DSP DN65	Ø650 x 620		**09532**
Flange 4'' ASA150	Flange 4'' ASA150 **2x** DSP DN65	Ø650 x 620		**09533**
Flange DN150 PN16	DN150 PN16 **2x** 2.5" BSP female	Ø1210 x 1086	68,28	**33348**

POK France - ZI Les Guignons - 10400 Nogent-sur-Seine - FRANCE
Tel: +33 (0)3 25 39 84 78 - Fax: +33 (0)3 25 39 84 90 - Email: export@pok.fr - Web: www.pok.fr



Monitors - Motorised at a glance

Our nozzles, monitors, foam equipments, dividers can be equipped with all types of couplings existing all over the world and manufactured by POK using the the best materials.



	Control systems				Aluminium alloy monitors					
	MINI-ATEX control system	Système de commande 2EASY	FULL control system	TECHNO control system	DN65 portable monitor	DN65 fixed monitor	Montmirail DC	Dicodoplus, DN80 portable monitor	Florence, DN80 monitor	DN100 portable monitor
Flow rate (lpm)					**2400**	**3000**	**4000**	**5000**	**5000**	**7500**
Outlet diameter					**2.5"**	**2.5"**	**2.5"**	**2.5"**	**2.5"**	**3.5"**
Working pressure (bar)					7	7	7	7	7	7
Working pressure (PSI)										
Maximum working pressure (bar)					16	16	16	16	16	16
Waterway Ø (mm)					65	65	80	80	80	100
Horizontal movement					on 360°	on 360°	from -170° to +170°	from -168° to +168°	from -168° to +168°	on 360°
Vertical movement					from +32° to +90°	from +32° to +90°	from +25° to +85°	from -90° to +90°	from -30° to +90°	from +30° to +90°
Compatible EasyDrive©					•	•	•	•		•
Speed					22°/s	22°/s	9°/s	11°/s	11°/s	9°/s
Material					Alu	Alu	Alu	Alu	Alu	Alu
Hard anodisation					•	•	•	•	•	•
Polyester coating					•	•	•	•	•	•
Open/close valve										
Flush										
Portable	•	•	•		•		•	•		•
Fixed				•		•		(•)	•	(•)
Handwheel					•	•	•	•	•	•
Pressure gauge							•			
Waterproofness	IP66	IP65	IP66	IP67						
ATEX design	•				(•)		•			
Radio range in open field	200 m	150 m	500 m	Wired						
Battery life	8 h	20 h	16 h							
OPTIONS	AN-PS	AN-PS	AN-PS-BAT-PD		I-O-CO-T	I-O-CO	I-O-CO	I-O-CO-T	I-O-CO	I-O-CO-T
Page	135	136	137	138	141	142	143	144-145	146	147-148

Options: **AN -** Long receiving antenna, **PS -** 230 VAC power supply for receiver, **BAT -** extra battery, **PD -** Position display, **I -** Inlet coupling, **O -** Outlet equipment, **CO -** Control system, **T -** Trolley
(•): Depending on reference

POK France - ZI Les Guignons - 10400 Nogent-sur-Seine - FRANCE
Tel: +33 (0)3 25 39 84 78 - Fax: +33 (0)3 25 39 84 90 - Email: export@pok.fr - Web: www.pok.fr

Monitors - Motorised at a glance

The range of POK motorised monitors is designed to provide dynamic performances when equipped with a diffuser. However, other output configurations are possible on request (example: foam branchpipe, nozzle tip). Do not hesitate to consult our sales department in order to study your needs.

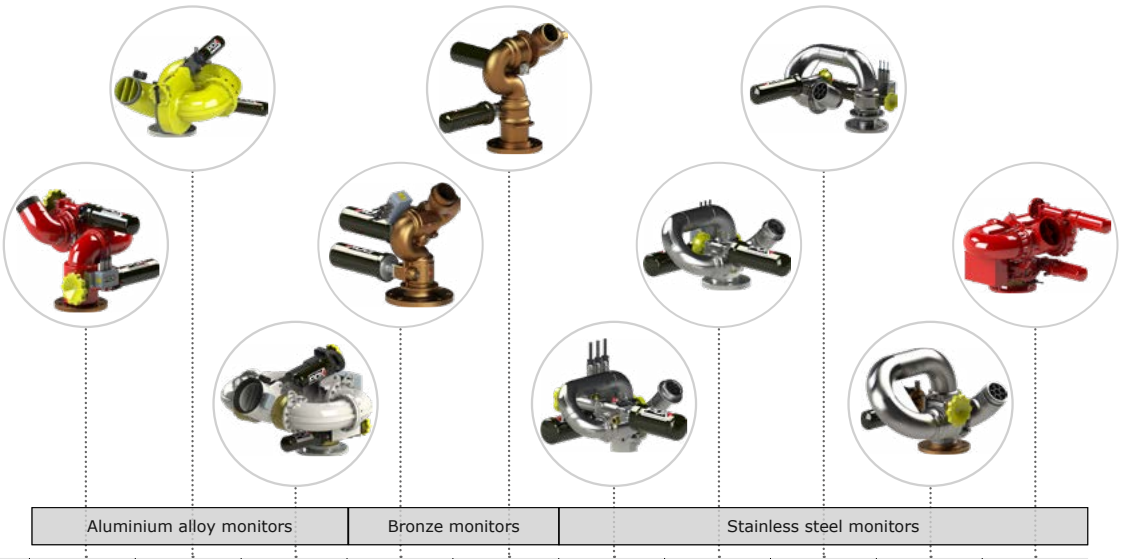

	Aluminium alloy monitors			Bronze monitors		Stainless steel monitors				
	DN100 fixed monitor	Dicodoplus, DN150 fixed monitor	DN200 fixed monitor	DN65 fixed monitor, bronze	DN80 fixed monitor, bronze	DN40 fixed monitor, stainless steel	DN65 fixed monitor, stainless steel	DN80 fixed monitor, stainless steel	DN100 fixed monitor, stainless steel	Monitor fixe DN200, acier inoxydable
Flow rate (lpm)	**7500**	**15000**	**30000**	**2000**	**6000**	**1000**	**3000**	**6000**	**7500**	**20000**
Outlet diameter	**3.5"**	**6"**	**8"**	**2.5"**	**3"**	**1.5"**	**2.5"**	**3"**	**3.5"**	**8"**
Working pressure (bar)	7	7	7	7	7	7	7	7	7	7
Working pressure (PSI)										
Maximum working pressure (bar)	16	16	16	16	16	16	16	16	16	16
Waterway Ø (mm)	100	150	200	65	80	40	65	80	100	200
Horizontal movement	on 360°	from -165° to +165°	from -170° to +170°	from -170° to +170°	from -170° to +170°	from -170° to +170°	from -170° to +170°	from -170° to +170°	from -170° to +170°	de -170° à +170°
Vertical movement	from -90° to +90°	from -90° to +90°	from -10° to +60°	from -37° to +85°	from -55° to +85°	from -90° to +90°	from -90° to +90°	from -90° to +90°	from -90° to +90°	de -45° à +85°
Compatible EasyDrive©										
Speed	9°/s	4,5°/s	9°/s	22°/s	22°/s	12°/s	22°/s	16°/s	9°/s	9°/s
Material	Alu	Alu	Alu	Bronze	Bronze	Bronze	Stainless steel	Stainless steel	Stainless steel	Inox
Hard anodisation	•	•	•							
Polyester coating	•	•	•							•
Open/close valve										
Flush										
Portable										
Fixed	•	•	•	•	•	•	•	•	•	•
Handwheel	•	•	•		•	•	•	•	•	•
Pressure gauge										
Waterproofness										
ATEX design									•	
Radio range in open field										
Battery life										
OPTIONS	I-O-CO	I-O-CO	I-O-CO	I-O-CO	I-O-CO	I-O-CO	I-O-CO	I-O-CO	I-O-CO	R-E-CO
Page	149	150	151	152	153	154	155	156	157	158

Options: **AN -** Long receiving antenna, **PS -** 230 VAC power supply for receiver, **BAT -** extra battery, **PD -** Position display, **I -** Inlet coupling, **O -** Outlet aquipment, **CO -** Control system, **T -** Trolley
(•): Depending on reference

POK EasyDrive©

All our monitors compatible with POK EasyDrive© can be controlled via a wired system "TECHNO" or wirelessly with a radio remote control, corresponding to our systems "MINI" and "FULL". For potentially explosive environments choose our remote control MINI ATEX that provides all the safety required and that can be used with confidence. Our control systems were all developed by combining the most stringent regulatory constraints and our industrial knowledge, so we can guarantee a high level of safety and reliability. Our ATEX system was validated by LCIE, a leading certification body in Europe.

Remote control FULL or MINI
These remote controls offer the advantage of controlling a monitor while keeping the fireman operating it further away from the danger and increasing the overall efficiency (better mobility). The monitor should remain within good sight of the fireman. However one can operate the monitor from up to 500 meters away when using the system FULL.

To work, the monitor needs to be supplied with power, if not equipped with its own battery. A very efficient system for automatic frequency search based on the "Listen Before Talking" principle (LBT) ensures optimum operation of the same radio link in a polluted electromagnetic environment. The transmitter is continuously in bidirectional communication with the receiver. A general emergency stop of the "push / turn" type, redundant and monitored in real time, ensures availability of the latter at any time and allows an immediate halt to any movement in case a potential hazard occurs. Using powerful radio systems available on the market, the remote control operates with a license-free frequency band offered in most countries in the world. If necessary, we can provide specific frequencies (end user requirement).

Remote control TECHNO
The TECHNO remote control allows the control of the monitor through a wired transmitter connected to a control cabinet. Through the use of an industrial communication network (CANopen) and embedded controllers of the latest technology, the TECHNO system allows to chain multiple monitors and thus to create a network. If the distance between the monitor and the transmitter must exceed several hundred meters, we suggest the use of optical fibers.
All monitors of a network can be controlled from a single point and from a single transmitter. A graphic display of 4.3 inches on the transmitter shows the actual position of the monitor in real time, that is the direction in which the monitor is pointing.

The flexibility of this system allows to add additional features such as:
- Detecting a hot spot
- Learning multiple points of attack of the fire
- Other functions on request

A backup battery system supplies power to the monitor in case of failure of the main power supply (optional).

The TECHNO remote control system is protected against lightning in accordance with the circular of April 24th 2008. The entire installation is fully customizable by the transmitter thanks to intuitive functions.

POK France - ZI Les Guignons - 10400 Nogent-sur-Seine - FRANCE
Tel: +33 (0)3 25 39 84 78 - Fax: +33 (0)3 25 39 84 90 - Email: export@pok.fr - Web: www.pok.fr

MINI ATEX

The MINI ATEX remote control system operates all the EasyDrive© compatible monitors by hertzian waves. Certified by one of the leading laboratories in Europe, this remote control can be used in IIB group (Ethylene), category 2 (zone 1).
Thanks to its compact operation panel and its low weight (280g), the remote offers high performance and essential safety options for a stable use of the monitor nozzles.
Its strong and original joysticks (contactless) allow flexible control and good precision of the vertical and horizontal travels and the diffuser.
The emergency stop button dual-output and autocontrol allows the user to stop motion immediately in case of danger.
The remote control is possible even in external electromagnetic disturbance owing to automated and original frequencies scan based on the LBT protocole (Listen Before Talking).
A permanent dialogue between the transmitter and the receiver ensures high security level; two bi-color LEDs allow the user to know, at anytime, the state of the communication.
Thanks to control joysticks, the sweeping angle can be adjusted. Instinctively, the user may start the horizontal automatic sweeping by simply pushing the button.
The remote has a battery sufficiency of more than 8 hours in continuous use; battery can be recharged within 3h; the compatibility between both is permanently measured.
Combined with integrated encoding motors, the remote control system removes any mechanical stress thanks to a very sophisticated algorithm of position enslavement.

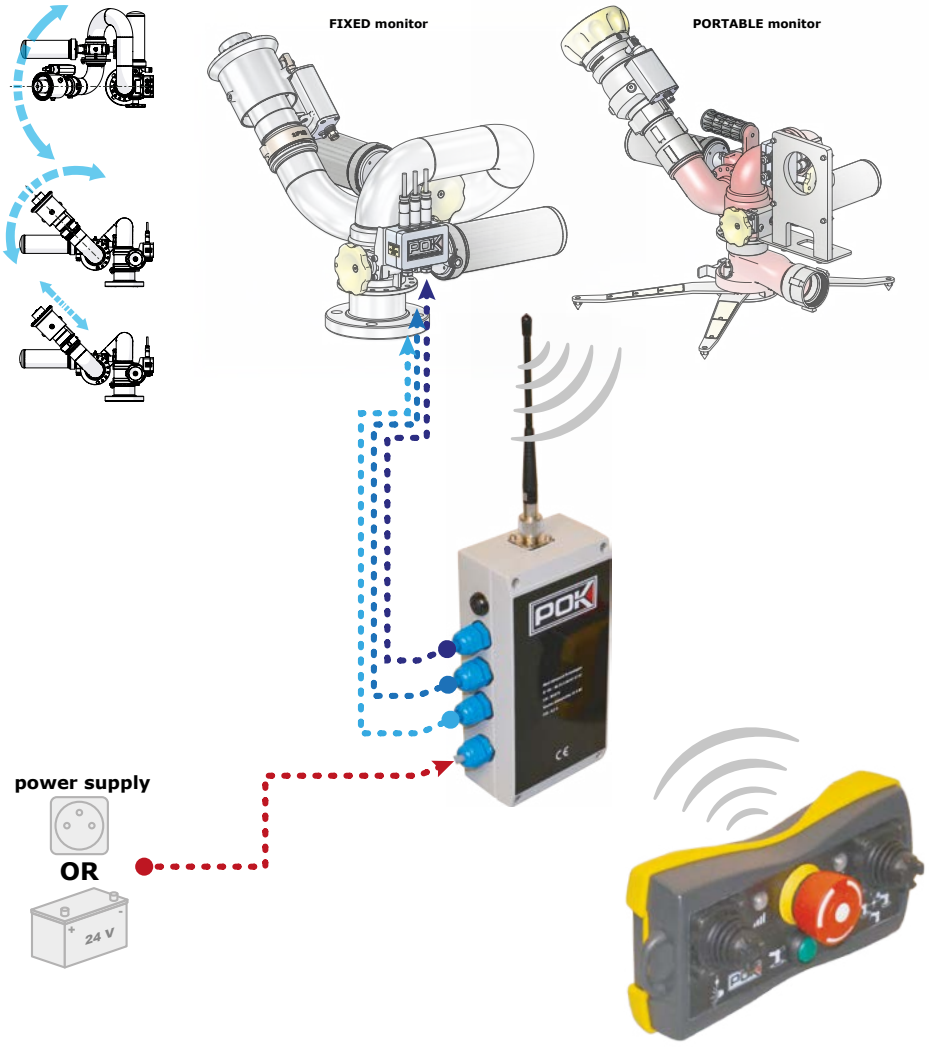



Housing:
Antistatic ABS, thickness 2.5 mm
Graphite grey colour, yellow O-ring
Dimensions of the transmitter: 155 x 78 x 33 mm
Weight of the transmitter: 280 g with battery
Dimensions of the receiver: 200 x 100 x 60 mm
Weight of the receiver: 880 g

Waterproof protection class: IP66
Operation temperature: -30°C to 70°C

Fitted with:
Hall-effect Joysticks
Single way Push button
Mushroom-head switch for stop-function
Human-machine interface: 2 bicolour LEDs

Technology: Radio with automatic frequency synthesiser (16 frequencies)
Frequency range: 433 - 434 MHZ
Range of radio transmission: 200 m in free-field

Transmitter carrying: with shoulder straps

Power supply of the transmitter:
Internal battery 3.7 V / 800 mAh
Autonomy 8 h
Recharge in less than 5 h with smart charger
Power supply of the receiver:
Battery 24V / 9 Ah
Autonomy of 8 h with horizontal sweeping
Recharge in less than 3 h with smart charger
Connection of the receiver:
IP67 cable glands

Remote-controlled functions:
Elevation (proportional control)
Horizontal (proportional control with automatic sweeping option)
Diffuser (on-off control)
Emergency stop

Configurable functions by learning:
Horizontal sweeping angle

Options:
Long antenna for receiver
230 VAC Power supply for the receiver

Description	Ref
Mini atex system control	**38311**

2EASY

The control system 2EASY operates most of the POK monitors EasyDrive by Hertzian waves. Provided with the most compact and light transmitter of the market (228 g), this system offers an intuitive and entirely safe handling.
The transmitter is equipped with single or double way push buttons, thus enabling two speeds of control in horizontal and vertical direction. These buttons, part of the POK technology, remain unmatched on the market today. A redundant and self-controlled emergency stop button with mushroom head allows the operator to stop all movements immediately upon the occurrence of a hazard.
In order to be used only by authorized persons, a service key must be used to start the system.
Powered by two single AA rechargeable batteries with very long battery life, or simply by alkaline batteries, the control system allows continuous operation for up to 20 hours. An automatic standby system even extends this time.
These batteries are recharged using a standard commercial charger.
The operator is informed via a LED display of all the states of the system thus ensuring a completely interactive manipulation (radio link, emergency stop, automatic standby, prohibition of operation, etc.)
In addition, an automatic recalibration of the transmitter with its monitor makes it possible to control several monitors with the same transmitter in a totally secure manner (unique 32-bit address code).
Combined with the high-performance motors with integrated encoders of the monitor, the control system eliminates all mechanical stresses thanks to a highly sophisticated positional servo algorithm.

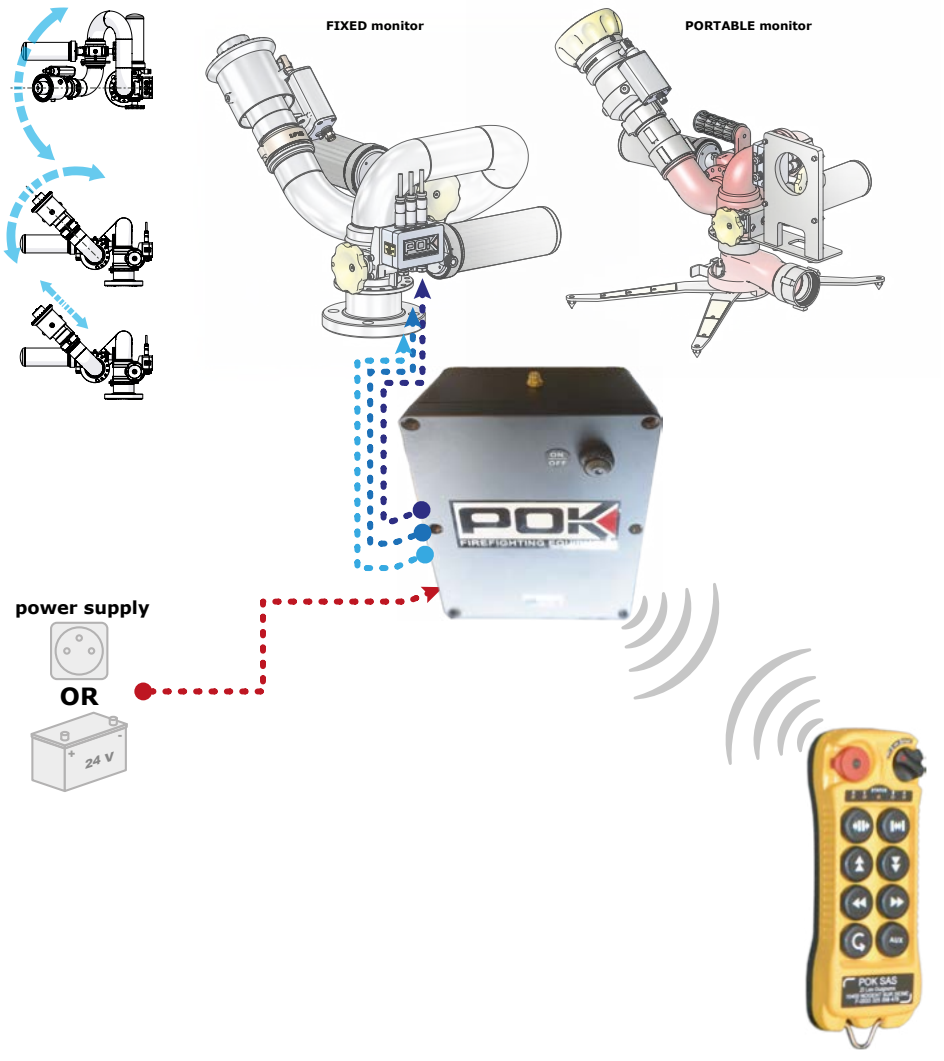

Housing:
Antistatic ABS , thickness 2.5 mm
Graphite grey colour, yellow O-ring
Dimensions of the transmitter:
180 x 70 x 35 mm
Weight of the transmitter: 228 g (without batteries)

Waterproof protection class: IP65
Operation temperature: -30°C to +70°C

Fitted with:
Push buttons
Service key
Emergency stop type "press/turn"

Technology: scan of frequency LBT (Listen Before Talking) 16 frequencies
Frequency range: 868 - 870 MHZ or 433 - 434 MHZ
Range of radio transmission: 150 m in open field

Transmitter carrying: with belt

Power supply:
Batteries type AA - 24V / 60 mAh - Voltage range 20,1 V - 30 V
Autonomy up to 20 h
Recharges in less than 2 h with smart charger

Remote-controlled functions:
Elevation (proportional control)
Horizontal (proportional control with automatic sweeping option)
Diffuser (on-off control)
Emergency stop

Human-machine interface: 5 two-coloured LEDs display

Options:
Charger 24 V DC
Position display of the monitor
Receiver for monitor
Long antenna for receiver
230 VAC Power supply for the receiver

Description	Ref
Full system control	**TC009884**

POK France - ZI Les Guignons - 10400 Nogent-sur-Seine - FRANCE
Tel: +33 (0)3 25 39 84 78 - Fax: +33 (0)3 25 39 84 90 - Email: export@pok.fr - Web: www.pok.fr

FULL

The FULL remote control system operates all the EasyDrive© compatible monitor by hertzian waves.
Thanks to its ventral compact operation panel and its low weight (less than 2kg), the remote control offers high performance and safety essential for a stable use of the monitor nozzles.
Its strong and original joysticks (contactless) allow flexible control a good precision of the vertical and horizontal travels, diffuser and flow rate control.
You may control the valve and telescopic elevator thanks to added mechanism, ergonomically placed on the operation pannel.
The emergency stop button dual-output and autocontrol allows the user to stop motion immediately in case of danger.
The very original and automated scan of the frequencies, authorises the use of the remote control even in presence of external electromagnetic disturbance.
Strong and compact digital display shows the state of the monitor (battery charge, learning mode, etc) .
The horizontal automated sweeping, can be started by a single push on button and adjusted (modification of the angle) intuitively, thanks to the joysticks of the remote.
Thanks to its high capacity battery, the remote has a battery life of more than 16h of continuous use, the recharge can be done in less than 2 hours.
Combined with integrated encoding motors, the remote control system removes any mechanical stress thanks to a very sophisticated algorithm of position enslavement.

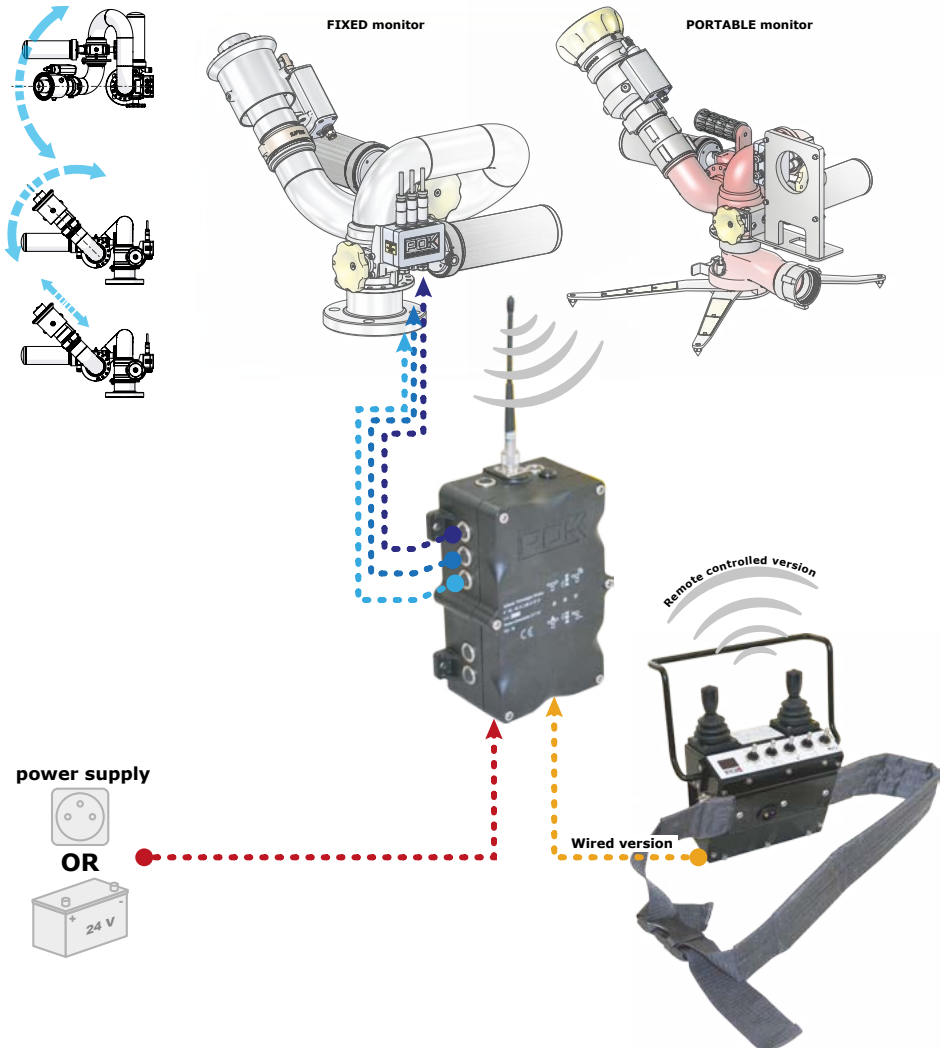

Housing:
Aluminium 5005, thickness 2.5 mm
Colour RAL 9005
Plastic coated
Dimensions of the transmitter: 170 x 85 x 137 mm
Weight of the transmitter: 1.970 Kg with battery
Dimensions of the receiver: 224 x 130 x 87 mm
Weight of the receiver: 1.370 Kg

Waterproof protection class: IP66
Operation temperature: -30°C to 70°C

Fitted with:
Hall-effect Joysticks
3 positions toggle switch, protected with waterproof caps
ON/OFF power switch
Mushroom-head switch for stop-function

Technology: Radio with automatic frequency synthesiser (16 frequencies)
Frequency range: 433 - 434 MHZ
Range of radio transmission: 500 m in free-field

Transmitter carrying: with belt

Power supply of the transmitter:
Pluggable battery in stainless steel box 12 V / 1500 mAh
Autonomy 16 h
Recharge in less than 2 h with smart charger
Power supply of the receiver:
Battery 24V / 9 Ah
Autonomy of 8 h with horizontal sweeping
Recharge in less than 5 h with smart charger
Connection of the receiver:
Pluggable connectors IP67 sealed

Remote-controlled functions:
Elevation (proportional control)
Horizontal (proportional control with automatic sweeping option)
Diffuser (on-off control)
Blabbermouth (on-off control)
Adjustable flow rate (on-off control)
Telescopic tube (up and down)
Valve (open / close)
Emergency stop
Configurable functions by learning:
Vertical sweeping angle
Attack position of the monitor
Parking position of the monitor
Position display (optional)

Human-machine interface: 2 digits display

Options:
Spare battery for the transmitter
Charger 24 V DC
Position display of the monitor
Wire for transmitter to receiver connection
Long antenna for receiver
230 VAC Power supply of the receiver

Description	Ref
Full system control	**26646**

TECHNO

The control system TECHNO provides a wired control in which all fixed monitors are compatible with POK EasyDrive©. With major electrical safety functions (disconnecting switch, circuit breaker), the POK_CC control cabinet is equipped with an embedded controller of the last generation, that offers the best performance on the market and ensuring the control of the monitor and communication with the operator. The remote control system is linked with integrated encoders of the monitor, removing mechanical stress thanks to a sophisticated algorithm for the control of the position.
When the application requires it, the POK_CC is equipped with all protections against lightning in accordance with the decree on the prevention of accidental risks within classified facilities for environmental protection from July 19th 2011. A backup battery system provides power to the monitor when the main power is off.

Associated with its smart charger, spare batteries are always kept at an optimum charge level to work in full safety. Connecting the wired remote control to POK_CC is done through a CANopen bus cable. If the distance between these two units exceeds a few hundred meters, an optical fiber connection will be used.
An automatic mode enables automatic triggering of the sweeping of the monitor for the emergence of a fire. The compact console of low weight (less than 2 kg) provides to the remote control the performance and security that are essential to ensure undisturbed functionning of the monitors. The solid and original joysticks (without contact) allow flexible control with high precision of vertical and horizontal movements and of the diffuser. Additional options ergonomically placed on the desk allow the control of a valve and the selection of the operating mode (automatic or manual).

An emergency stop button (redundant and self- controlled) allows the operator to immediately stop all movements in case of a hazard. A graphic display of 4.3 inches (optional) provides in real time the position of the monitor and informs the operator about the status of the installation (current scan, level of the battery charge, installation setting, storage and attach). The automatic sweeping in the horizontal and vertical directions can be started by simply pressing a push button. Electronic stops taught with an intuitive setup menu help to define the new limit positions of the monitor at any time.

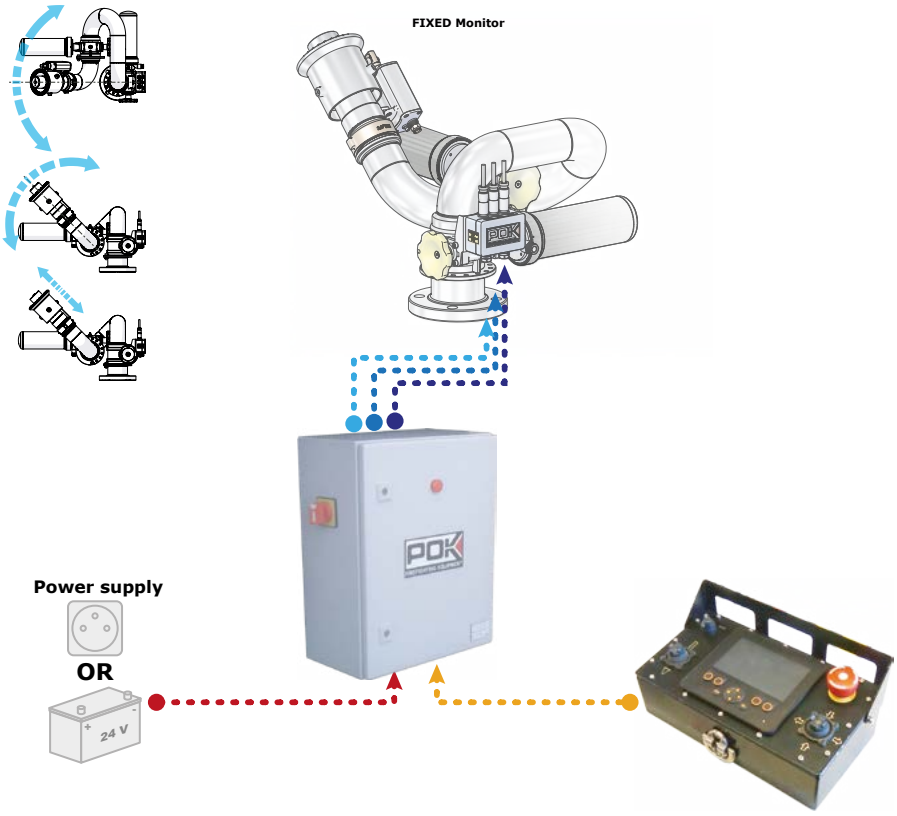

Description	Ref
Techno V2 wired system control	**TC009277**

Power supply of the POK_CC:
230 VAC - 16 A - 50 Hz
Spare batteries (optional) 24 V - 18 Ah

Connection of the POK_CC:
Pluggable connectors IP67 sealed

Operation modes:
Manual: control of the movements with the remote control
Automatic: automatic sweeping actioned from external data source (hot spot detection)

Remote-controlled functions:
Elevation (proportional control with sweeping option)
Horizontal (proportional control with automatic sweeping option)
Diffuser (on-off control)
Valve (open / close)
Emergency stop

Configurable functions by learning:
Electronic stops
Attack position of the monitor
Parking position of the monitor
Position display (optional)

POK France - ZI Les Guignons - 10400 Nogent-sur-Seine - FRANCE
Tel: +33 (0)3 25 39 84 78 - Fax: +33 (0)3 25 39 84 90 - Email: export@pok.fr - Web: www.pok.fr

Li-Ion battery charger

Equipped with all safety devices (outlet short-circuit, overvoltage, overcurrent, polarity inversion), this charger allows stable recharge of all the EasyDrive© compatible Li-Ion batteries.
Particularly intelligent, the recharge is done in three steps, pre-charge, slow charge at constant current, and then a recharge at a constant voltage, ensures battery lifetime of more than 1500 cycles; an LED indicator allows to control the state of the recharge in progress.
Equipped with an outlet wire with connector, the charger can be switched directly to the battery. Thanks to its construction, it can be connected to any supply network without any adaptater.



Input voltage: 90-264 VAC - 47-63 Hz
Power consumption: < 2.0 W without charge
Intensity voltage in full load: < 1.8 A
Nominal output voltage: 24 V
Maximal output voltage: 29.2 V +/- 0.25 V
Output intensity: 2 A +/- 0.2 A
Efficiency: > 80%
Ripple: < 1% of the output voltage
Protection: short-circuit, overvoltage, overcurrent, reverse polarity

Dimensions: 142 x 62 x 35 mm
Weight: 520 g

Charging in 3 steps: pre charge, constant current charge, constant voltage charge
Charging time: < 5 h

Operation temperature: 0 to +40°C
Storage temperature: -20°C to 60°C
Humidity: < 65%

Connectors: 6 contacts plug BINDER Ref 99-5622-15-06
Length of the output cable: 25 cm +/- 1 cm

Wiring: 1/NC, 2/NC, 3/+ Charge, 4/- Charge, 5/NC, 6/NC
Red LED: charge in progress
Green LED: full charge or no battery connected

Description	Ref
Li-Ion battery charger	**28188**

Li-Ion 24V/9Ah battery

The POK Li-Ion battery allows a safe power supply (thanks to its last generation security functions) all the monitors compatible with EasyDrive©.
The battery is self-sufficient for eight hours in continuous horizontal sweeping thanks to its 9Ah capacity.
Equipped with a four LEDs charge indicator, the remaining capacity can be easily measured. It can be charged in less than five hours, by means of its smart charger which guarantees about 1500 charge cycles.
Thanks to its pin fixing system, and unplugable connector, the battery can be removed very easily.
A IP66 waterproof device prevents moisture and condensation inside the box that may be caused by temperature variations. The entire battery is IP66 and can be be exposed to water.



Configuration: 8 cells
Chemical elements: LiFePO4 (LFP) Lithium Iron Phosphate
Nominal voltage: 25.6 V
Nominal capacity: 9 Ah
Energy: 230 Wh
Output impedance: ≤ 150 mΩ

Waterproof protection class: IP66

Dimensions: 250 x 154 x 89 mm
Weight: 3 kg

Service life: ≥ 1500 cycles at 0,2 C of the charging current (> 80% of the initial capacity)
Charging method: constant current then constant voltage
End of charge voltage: 29.2 V
Charging current: 0.2 C
Charging time: 5 to 6 h
Standard discharge condition: 0.2 C
Discharge time: 4.5 to 5h
Cut-off voltage in discharge: 16 V
Cut-off intensity in discharge: 10 A
Temperature when in-charge: 60°C ≥ 97%, 45°C ≥ 97%, 23°C = 100%, 0°C ≥ 65%, -10°C ≥ 50%
Operation temperature: -20°C to 60°C
Storage temperature: -20°C to 50°C

Connectors: 6 contacts female plug BINDER Ref 99-5622-15-06
Cable length: 25 cm +/- 1 cm
Wiring: 1/+24V, 2/GND, 3/+Charge, 4/GND Charge, 5/NC, 6/NC

Charge level: indication of the charging level of the battery via 4 LEDs
Push button: allows to see the charging level of the battery when pressed

Description	Ref
Li-Ion 24V / 9Ah battery	**28157**

NiMH battery charger

The POK quick charger is able to charge the NiMH batteries of FULL range transmitters safely in two hours.
This smart charger detects the end of charge and applies a trickle current to the battery ; it is possible to leave the battery in the charger even after the end of charge.
A red LED indicates the end of load (light off).
A green LED indicates that power is ON.
Featuring convection holes, cooling of the charger is done naturally.
A safety timer can cut the load after three hours if a final charge was not previously detected.

Input voltage: 230 VAC - 50 Hz (24 VDC on demand)
Charge characteristics: Constant current - voltage slope detection - trickle charge
Temperature range: 0°C to +40°C
Green led: power ON
Red led: ON: charge in progress - OFF: Full charged



Description	Ref
NiMH battery charger	**TC000995**

NiMH battery

The POK NiMH battery can safely supply the FULL range transmitters thanks to its intrinsic safety functions.
The capacity of this battery is 1500 mAH for a nominal voltage of 12V, ensuring an autonomy of sixteen hours of the transmitter.
The battery can be charged in two hours thanks to its smart charger (TC000995) guaranteeing a lifetime of 500 charge and discharge cycles.
Completely sealed and protected by a stainless steel case, the battery is protected against mechanical impact and water ingress.

Configuration: 10 cells 1,2V
Technology: Foam positive electrode, Metal-hydride negative electrode
Nominale voltage: 13,6V
Typical capacity: 1500 mAh
Impedance at 1000 Hz: less than 250 mOhms
Dimensions: 76x58x30 mm
Weight :
Cycle life: 500 cycles
Standard charge conditions: C/2
Temperature range in discharge: 0°C to +40°C
Extreme temperature range in discharge: -20°C to +65°C (less than 1 month)
Storage temperature: +5°C to +25°C



Description	Ref
NiMH battery	**TC006022**

POK France - ZI Les Guignons - 10400 Nogent-sur-Seine - FRANCE
Tel: +33 (0)3 25 39 84 78 - Fax: +33 (0)3 25 39 84 90 - Email: export@pok.fr - Web: www.pok.fr

DN65 portable monitor

Compatible POK EasyDrive©

Design According to ATEX Certification pending



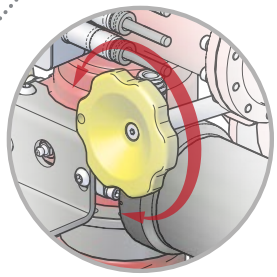

Spare handwheel for vertical and horizontal adjustments

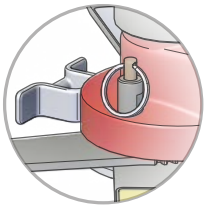

Locking pin of fold away legs and ring for anchorage strap



Maximum working pressure: PN16
Material: aluminium alloy
Surface treatment: polyester coating and hard anodisation
Horizontal movement: on 360°
Horizontal adjustment: motorised and spare handwheel
Vertical movement: from +32° to +90°
Vertical adjustment: motorised and spare handwheel
Power supply: 24V CC
Speed: 22°/s
Safety: locking of the legs, anchoring strap
Carrying handle: YES
Foldable legs: YES

Options: coupling, outlet equipment, control system, trolley

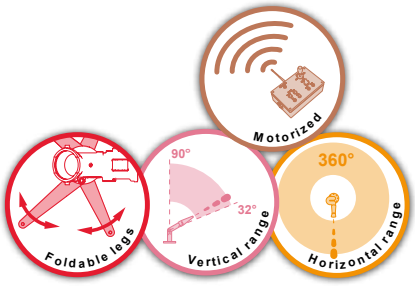

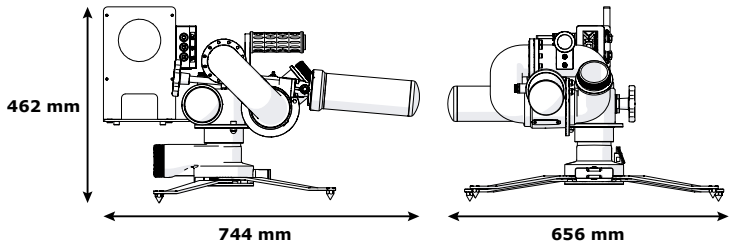





Thanks to its carrying handle, this monitor can be easily operated and placed precisely for fire attack.
Equipped with stabilising legs and a mooring strap, it is extremely stable when used at its maximum flow rate. A quick coupling system allows to disconnect it from its base and place it on a fixed position.
Its outlet accessories (diffuser, self-educing diffuser, water branchpipe, water-foam branchpipe, blabbermouth) allows a flow rate up to 2,400 lpm at 7 bar at the monitor's outlet.
As it is PN16, it can support innoportune high pressure due to manipulation mistakes.
Completely electrified (POK EasyDrive© Compatible) and equipped with high performance motors, it can be controlled by the most efficient radio or wire remote controlled system, allowing extremely fast moves, precise and progressive.
Its battery is self efficient up to eight hours, and can be recharged in five hours.

Inlet	Outlet	Waterway Ø (mm)	Folded dimensions (mm)	Weight (kg)	Ref
2.5'' NST-NH female	2.5'' NST-NH male	65	822 x 466 x 454	32,5	**29369**
2.5'' NST-NH female	2.5'' NST-NH male	65	869 x 543 x 623	27,1	**34705***

*Design according to ATEX

Trolley for portable monitor



Description	Dimensions (mm)	Weight (kg)	Ref
Trolley	505 x 694 x 1083	14	**29349**

DN65 fixed monitor







Maximum working pressure: PN16
Material: aluminium alloy
Surface treatment: polyester coating and hard anodisation
Horizontal movement: on 360°
Horizontal adjustment: motorised and spare handwheel
Vertical movement: from +32° to +90°
Vertical adjustment: motorised and spare handwheel
Power supply: 24V CC
Speed: 22°/s

Options: flange, outlet equipment, control system

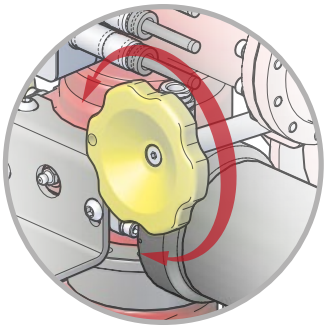

Spare handwheel for vertical and horizontal adjustments

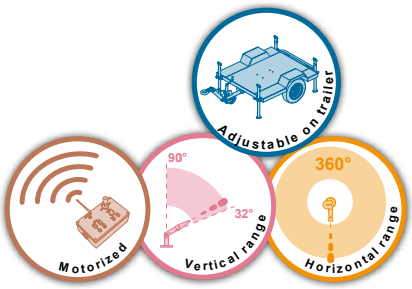

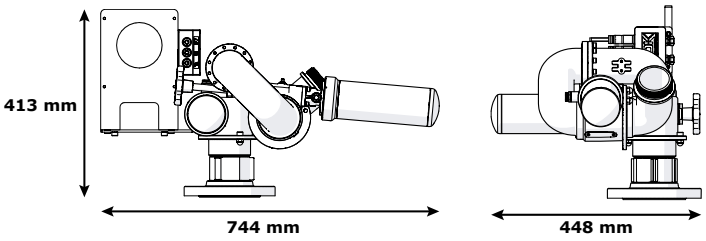





This hybrid monitor offers the performance of a fixed monitor and flexibility of a portable monitor.
Due to its original design, it is essential on installation such as warehouses, vehicles, waste recycling centers, platforms, and so on, when continuous use is necessary and in the hardest environment.
It is available with various inlet flanges.
Several outlet accessories (diffuser, self-educing diffuser, water branchpipe, water-foam branchpipes, blabbermouth) allow an outlet flow rate up to 3,000 lpm at 7 bar at the monitor's outlet.
The monitor is PN16 and can support high pressure due to manipulation mistakes.
Completely electrified (POK EasyDrive© Compatible) and equipped with high performance motors, it can be controlled by the most efficient radio or wire remote controlled system, allowing extremely fast, precise and progressive moves.

Inlet	Outlet	Waterway Ø (mm)	Dimensions (mm)	Weight (kg)	Ref
Flange DN80 PN16	2.5'' NST-NH male	65	744 x 448 x 413	29	**26544**

POK France - ZI Les Guignons - 10400 Nogent-sur-Seine - FRANCE
Tel: +33 (0)3 25 39 84 78 - Fax: +33 (0)3 25 39 84 90 - Email: export@pok.fr - Web: www.pok.fr

Montmirail DC

Design
According to ATEX
Certification pending

Patented system
nº 13 60071,
dated February 12, 2016,
ref. FR 3 011 905

Compatible POK EasyDrive©





Maximum working pressure: PN16
Material: aluminium alloy
Surface treatment: polyester coating and hard anodisation
Horizontal movement: from -170° to +170°
Horizontal adjustment: motorised and spare handwheel
Vertical movement: from +25° to +85°
Vertical adjustment: motorised and spare handwheel
Speed: 9°/s
Power supply: 24V CC
Safety: locking of the legs, anchoring strap.
Carrying handle: YES
Foldable legs: YES

Options: couplings, outlet equipment, control system



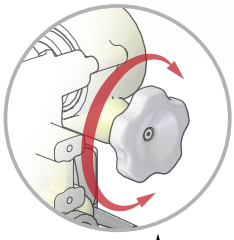

Spare handwheel for vertical and horizontal adjustments

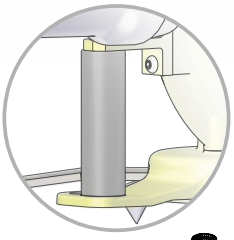

Carrying handle and anchorage fixation

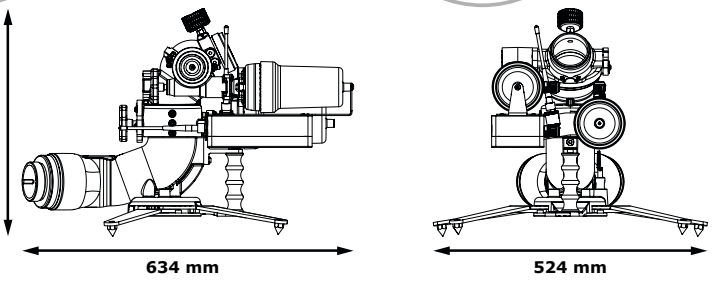







This monitor "Montmirail" DC, entirely made of aluminium alloy, is the result of the latest developped generation of our R&D department.
With its low weight (less than 16kg), this monitor is the lightest on the market.
The user may easily transport the monitor thanks to its carrying handle and its compact volume.
Four stabilising legs with spring loaded spikes for soft ground, and a mooring strap, ensure good stability for operating at the maximum flow rate.
Combined with several outlet accessories (diffuser, self-educing diffuser, water branchpipe, water-foam branchpipe) this monitor nozzle allows a flow rate up to 4,000 lpm at 7 bar at the monitor's outlet.
Moreover, the monitor and all accessories are all PN16, so it can support innoportune high pressure due to manipulation mistakes.
Completely electrified (POK EasyDrive© Compatible) and equipped with high performance motors, it can be controlled by the most efficient radio or wire remote controlled system in the market, allowing extremely fast, precise and progressive movements.
The remote control allows to adjust the horizontal position from -170º to 170º and the elevation from 25º to 85º. Several outlet equipment work with the maximum flow rate of 4,000 lpm at 7 bar at the monitor outlet.
Emergency wheels (horizontal and vertical travel) allow the monitor to operate even without electrical supply.
You may define the angle of vertical and horizontal travel by means of mechanical stops.

Inlet	Outlet	Waterway Ø (mm)	Folded dimensions (mm)	Weight (kg)	Ref
2x Storz B/75	2.5" NST-NH male	80	656 x 274 x 435	15,8	**34035**

Dicodoplus - DN80 portable monitor

Compatible POK EasyDrive©





Maximum working pressure: PN16
Material: aluminium alloy
Surface treatment: polyester coating and hard anodisation
Horizontal movement: from -168 to +168°
Horizontal adjustment: motorised and spare handwheel
Vertical movement: from -90 to +90°
Vertical adjustment: motorised and spare handwheel
Speed: 11°/s
Power supply: 24V CC
Safety: locking of the legs, anchoring strap.
Carrying handle: YES
Foldable legs: YES

Options: couplings, outlet equipment, control system, trolley

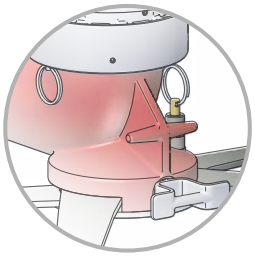

Locking pin of fold away legs and ring for anchorage strap

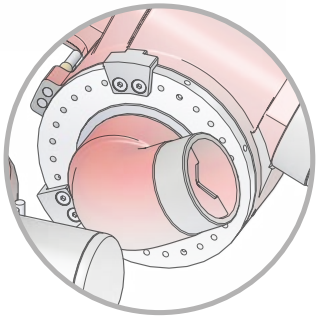

Stops to adjust vertical and horizontal range



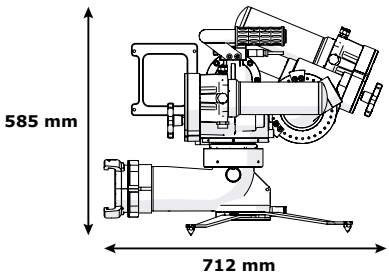

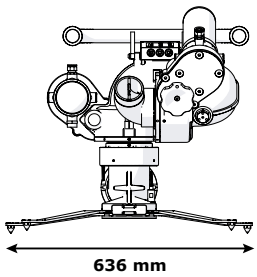





Thanks to its compact size and carrying handles, this monitor can be easily manipulated and placed accurately for a fire attack.
Equipped with stabilising legs and a mooring strap, it is extremely stable when used at its maximum flow rate.
Its original design enables a vertical range of +/-90° and makes it essential in many applications.
Its outlet accessories, allow a maximum flow rate of 5,000 lpm at 7 bar at the monitor's outlet.
As it is PN16, it can support innoportune high pressure due to manipulation mistakes.
Completely electrified (POK EasyDrive© Compatible) and equipped with high performance motors, it can be controlled by radio or wire remote controlled allowing extremely fast moves, precise and progressive.
Its battery allows a battery life up to eight hours, and can be recharged in less than five hours.

Inlet	Outlet	Waterway Ø (mm)	Folded dimensions (mm)	Weight (kg)	Ref
AR DN100	2.5'' NST-NH male	80	650 x 520 x 560	58,5	**28770**

POK France - ZI Les Guignons - 10400 Nogent-sur-Seine - FRANCE
Tel: +33 (0)3 25 39 84 78 - Fax: +33 (0)3 25 39 84 90 - Email: export@pok.fr - Web: www.pok.fr

DN80 portable monitor - upper section only



The DN80 portable monitor is adapted to receive a quick coupling. So the upper section can be easily disassemble to be fixed on a flange or a vehicle.
It can be equipped with various outlets: diffusers, water or foam branchpipes...

Description	Outlet	Weight (kg)	Ref
Upper section only	3.5'' NST-NH male	39,4	**29403**

Dicodoplus DN80 portable monitor - mount only (lower section)



The lower section is assembled with a quick coupling to receive the DN80 portable monitor. The monitor can be easily mounted on a truck or be used as a portable monitor.

Description	Weight (kg)	Ref
Mount only (lower section)	8,4	**10847**

Electric telescopic tube for monitor



Our quick coupling system allows to adapt the DN80 portable monitor on a electrical telescopic tube.

Inlet	Outlet	Elévation (mm)	Dimensions (mm)	Weight (kg)	Ref
3'' BSP male	Flange 2.5" ASA150	300	215 x 213 x 878	34,4	**21151**

Quick coupling DN80 on flange



Description	Weight (kg)	Ref
Quick coupling on flange 3'' ASA150	3,58	**08291**
Quick coupling on flange 4'' ASA150	4,00	**22011**

Trolley for portable monitor



Description	Dimensions (mm)	Weight (kg)	Ref
Trolley	505 x 694 x 1083	13	**35558**

Florence - DN80 monitor





Maximum working pressure: PN16
Material: aluminium alloy
Surface treatment: polyester coating and hard anodisation
Horizontal movement: from -168 to +168°
Horizontal adjustment: motorised and spare handwheel
Vertical movement: from -30 to +90°
Vertical adjustment: motorised and spare handwheel
Speed: 11°/s
Power supply: 24V CC

Options: inlet flange, outlet equipment, control system, feedback with potentiometers

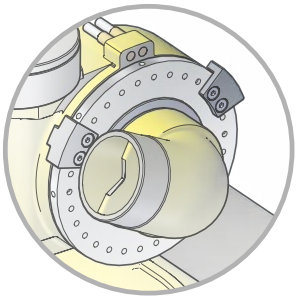

Stops to adjust vertical and horizontal range

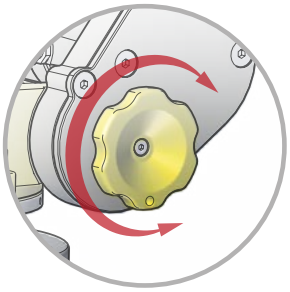

Spare handwheel for vertical and horizontal adjustments

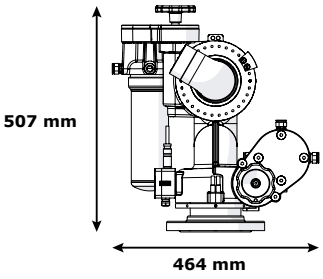

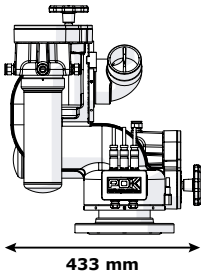







Due to its original construction (only one foundry), this monitor nozzle is the simplest and the most compact of 3" monitor range.
Thanks to the combination of innovation and its versatility, this monitor is an excellent choice for firefighting when a continuous and rough use is necessary in confined places.
With its exceptional angle moves (336° horizontal, and 210° vertical), it can be placed in any position, to attack extremely precise points of a fire.
Associated to several accessories, it allows a flow rate up to 5000 lpm at 7 bar at the monitor's outlet.
As it is PN16, it can support innoportune high pressure due to manipulation mistakes.
Completely electrified (POK EasyDrive© Compatible) and equipped with high performance motors, it can be controlled by the most efficient radio or wire remote controlled system of the market, allowing extremely fast, precise and progressive moves.

Inlet	Outlet	Waterway Ø (mm)	With potentiometers	Dimensions (mm)	Weight (kg)	Ref
Flange DN100 PN16	2.5'' NST-NH male	80		464 x 433 x 507	34	**29225**
Flange DN100 PN16	2.5'' NST-NH male	80	•	464 x 433 x 507	34	**35328**

POK France - ZI Les Guignons - 10400 Nogent-sur-Seine - FRANCE
Tel: +33 (0)3 25 39 84 78 - Fax: +33 (0)3 25 39 84 90 - Email: export@pok.fr - Web: www.pok.fr

DN100 portable monitor





Maximum working pressure: PN16
Material: aluminium alloy
Surface treatment: polyester coating and hard anodisation
Horizontal movement: on 360°
Horizontal adjustment: motorised and spare handwheel
Vertical movement: from +30° (lock) to +90°
Vertical adjustment: motorised and spare handwheel
Speed: 9°/s
Power supply: 24V CC
Safety: vertical adjustment lockable at 30° by pin, locking of the legs, anchoring strap.
Carrying handle: YES
Foldable legs: YES

Options: couplings, outlet equipment, control system, trolley

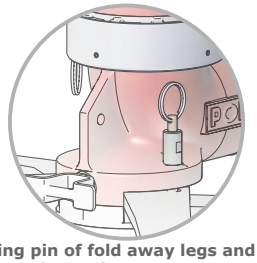

Locking pin of fold away legs and ring for anchorage strap

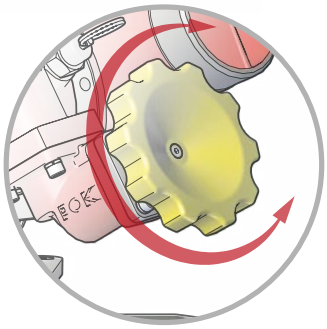

Spare handwheel for vertical and horizontal adjustments

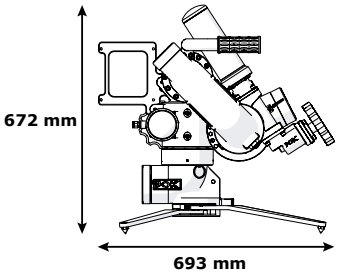

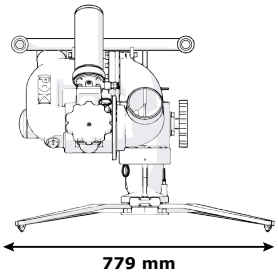







Thanks to its carrying handles, this monitor can be easily manipulated and placed precisely for a fire attack.
Equipped with stabilising legs and a mooring strap, it is extremely stable when used at its maximum flow rate.
A quick coupling system allows to disconnect it from its base to place it on a fixed position.
Its outlet accessories (diffuser, self-educing diffuser, water branchpipe, water-foam branchpipe, blabbermouth) allows a flow rate up to 7,500 lpm at 7 bar at the monitor's outlet.
As it is PN16, it can support inconvenient high pressure due to manipulation mistakes.
Completely electrified (POK EasyDrive© Compatible) and equipped with high performance motors, it can be controlled by radio or wire remote controlled allowing extremely fast, precise and progressive movements.
Its battery is self-efficient up to eight hours, and can be recharged in less than five hours.

Inlet	Outlet	Waterway Ø (mm)	Folded dimensions (mm)	Weight (kg)	Ref
AR DN100	3.5'' NST-NH male	100	906 x 542 x 672	46,8	**21653**

DN100 portable monitor - upper section only



The DN100 portable monitor is adapted to receive a quick coupling. So the upper section can be easily disassemble to be fixed on a flange or a vehicle.
It can be equipped with various outlets: diffusers, water branchpipes, foam branchpipes...

Description	Outlet	Weight (kg)	Ref
Upper section only	3.5'' NST-NH male	39,4	**29403**

Extension for DN100 monitor



Description	Weight (kg)	Ref
Extension - length 500 mm	3,3	**22205**

Quick coupling DN100 on flange



Description	Weight (kg)	Ref
Quick coupling on flange 4'' ASA150	4,0	**22011**

Trolley for portable monitor



Description	Dimensions (mm)	Weight (kg)	Ref
Trolley	505 x 694 x 1083	13	**35558**

POK France - ZI Les Guignons - 10400 Nogent-sur-Seine - FRANCE
Tel: +33 (0)3 25 39 84 78 - Fax: +33 (0)3 25 39 84 90 - Email: export@pok.fr - Web: www.pok.fr

DN100 fixed monitor





Maximum working pressure: PN16
Material: aluminium alloy
Surface treatment: polyester coating and hard anodisation
Horizontal movement: on 360°
Horizontal adjustment: motorised and spare handwheel
Vertical movement: from -90 to +90°
Vertical adjustment: motorised and spare handwheel
Speed: 9°/s
Power supply: 24V CC

Options: flange, outlet equipment, control system

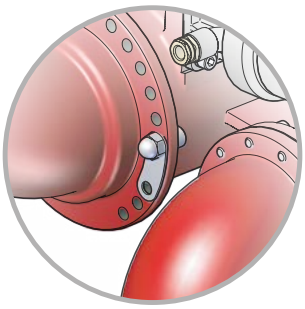

Stops to adjust vertical and horizontal range

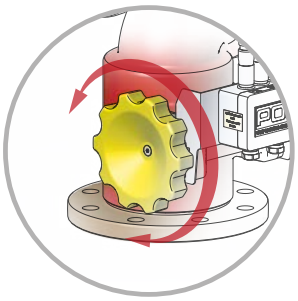

Spare handwheel for vertical and horizontal adjustments

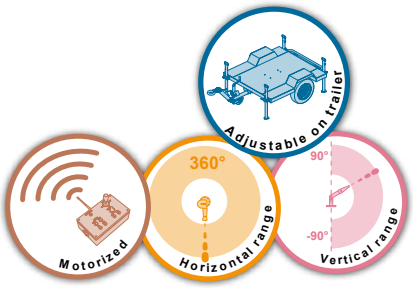

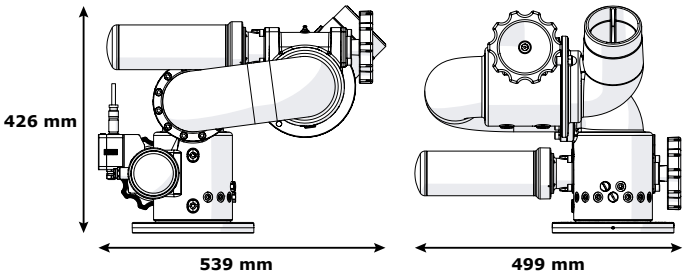





Its original design makes it essential on installation such as warehouses, vehicles, waste recycling center, platform and so on, when a continuous use is necessary and in the hardest environments.
It is available with various inlet flanges.
Several outlet accessories (diffuser, self-educing diffuser, water branchpipe, water-foam branchpipes, blabbermouth) allows a flow rate up to 7,500 lpm at 7 bar at the monitor's outlet.
As it is PN16, it can support innoportune high pressure due to manipulation mistakes.
Completely electrified (POK EasyDrive© Compatible) and equipped with high performance motors, it can be controlled by radio or wire remote controlled allowing extremely fast, precise and progressive movements.

Inlet	Outlet	Waterway Ø (mm)	Dimensions (mm)	Weight (kg)	Ref
Flange 4'' ASA150	3.5'' NST-NH male	100	539 x 499 x 426	50,8	**18342**
Flange DN100 PN16	3.5'' NST-NH male	100	539 x 499 x 426	50,3	**15996**

Dicodoplus - DN150 fixed monitor





Maximum working pressure: PN16
Material: aluminium alloy
Surface treatment: polyester coating and hard anodisation
Horizontal movement: from -165 to +165°
Horizontal adjustment: motorised and spare handwheel
Vertical movement: from -90 to +90°
Vertical adjustment: motorised and spare handwheel
Speed: 4,5°/s
Power supply: 24V CC

Options: flange, outlet equipment, control system

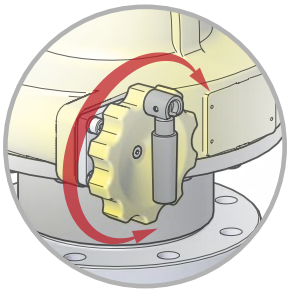

Spare handwheel for vertical and horizontal adjustments

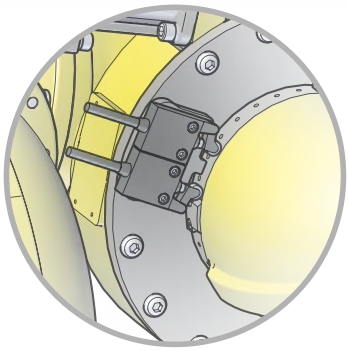

Stops to adjust vertical and horizontal range



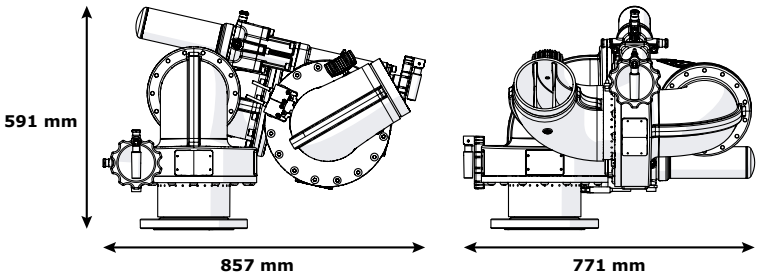





The Dicodoplus DN150 monitor is designed to respond to emergency situations in complex and large scale industrial sites (warehouses, refineries, etc.). It is available with various flanges and can be mounted on trailers to increase mobility and fields of action. Many outlets can be mounted on this monitor (diffusers, self-educing branchpipes, water branchpipes, foam branchpipes, powder foam branchpipe, blabbermouth). The Dicodoplus DN150 allows a flow rate of up to 15,000 lpm at 7 bar.
The monitor is PN16 and withstands excessive pressure changes that may occur due to handling errors. It is fully electric (compatible with POK EasyDrive ©) and equipped with high performance motors. The monitor can be operated by the most powerful radio control or wired systems available on the market, allowing rapid, stepless and smooth movements. Electrical end of travel stops are used to define the limits of the movements in elevation and horizontal directions, eliminating the constraints of mechanical stops.

Inlet	Outlet	Waterway Ø (mm)	Dimensions (mm)	Weight (kg)	Ref
Flange DN150 PN16	6'' BSP male	150	857 x 771 x 591	120	**27269**

POK France - ZI Les Guignons - 10400 Nogent-sur-Seine - FRANCE
Tel: +33 (0)3 25 39 84 78 - Fax: +33 (0)3 25 39 84 90 - Email: export@pok.fr - Web: www.pok.fr

DN200 fixed monitor

High flow rate
Up to 30 000 liters per minute





Material: aluminium alloy
Surface treatment: polyester coating and hard anodisation
Horizontal movement: from -170° to +170°
Horizontal adjustment: motorised and spare handwheel
Vertical movement: from -10° to +60°
Vertical adjustment: motorised and spare handwheel
Speed: 9°/s
Power supply: 24V CC

Options: flange, outlet equipment





Stops to adjust vertical and horizontal range

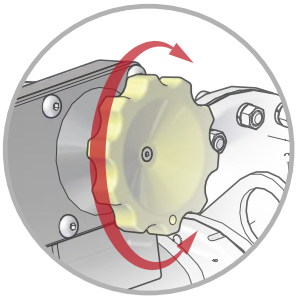

Spare handwheel for vertical and horizontal adjustments



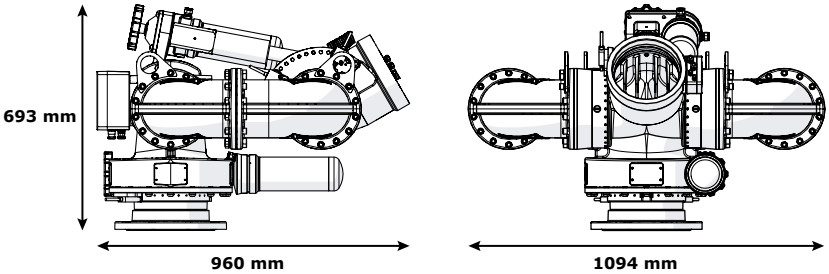



The range of motorised monitors 24 volts in aluminium alloy DN200-8" includes all the necessary characteristics to extinguish the most devastating fires.
The horizontal and vertical movements are possible through two powerful electric motors backed up by two safety handwheels.
Horizontal adjustment over 340° - Elevation adjustment over -10° to +60°.
Maximum admissible flow rate: up to 30,000 lpm.
Inlet flange 8" ASA150. This monitor is equipped with a water foam branchpipe of selectable flow rate of 9,000 and 18,000 lpm.
A larger diffuser of 20,000 lpm with selectable stream patterns can also be mounted on this monitor.

Inlet	Outlet	Waterway Ø (mm)	Dimensions (mm)	Weight (kg)	Ref
Flange 8'' ASA150	8'' BSP female	200	960 x 1094 x 693	208	**32012**

DN65 fixed monitor, in bronze





Maximum working pressure: PN16
Material: bronze
Horizontal movement: from -170° to +170°
Horizontal adjustment: motorised and spare screw
Vertical movement: from -37° to +85°
Vertical adjustment: motorised and spare screw
Power supply: 24V CC
Speed: 22°/s

Options: flange, outlet equipment, control system

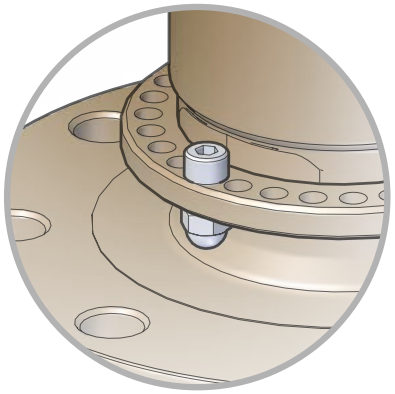

Stops to adjust vertical and horizontal range



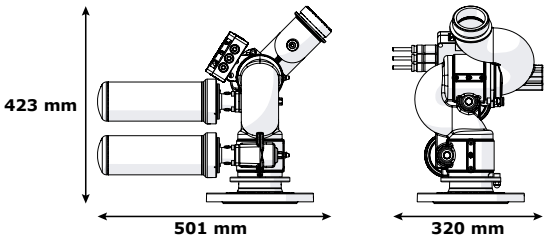



This compact monitor offers a wide horizontal rotation angle in a small volume.
Its original design has made this monitor an essential tool for firefighting in the hardest marine or port environments.
Associated to several outlets accessories (diffuser, self-educing diffuser, water branchpipe, water-foam branchpipe, blabbermouth) this monitor allows a flow rate up to 2,000 lpm at 7 bar at the monitor's outlet.
Moreover, the monitor nozzle and all accessories are all PN16, so it can support inconvenient high pressure due to manipulation mistakes.
Completely electrified (POK EasyDrive© Compatible) and equipped with high performance motors, it can be controlled by radio or wire remote controlled allowing extremely fast, precise and progressive movements.



Inlet	Outlet	Waterway Ø (mm)	Dimensions (mm)	Weight (kg)	Ref
Flange 3'' ASA150	2.5'' NST-NH male	65	501 x 320 x 423	28,6	**29373**
Flange 4'' ASA150	2.5'' NST-NH male	65	501 x 320 x 423	30,4	**29374**

POK France - ZI Les Guignons - 10400 Nogent-sur-Seine - FRANCE
Tel: +33 (0)3 25 39 84 78 - Fax: +33 (0)3 25 39 84 90 - Email: export@pok.fr - Web: www.pok.fr

DN80 fixed monitor, in bronze





Maximum working pressure: PN16
Material: bronze
Horizontal movement: from -170° to +170°
Horizontal adjustment: motorised and spare handwheel
Vertical movement: from -55° to +85°
Vertical adjustment: motorised and spare handwheel
Power supply: 24V CC
Speed: 22°/s

Options: flange, outlet equipment, control system

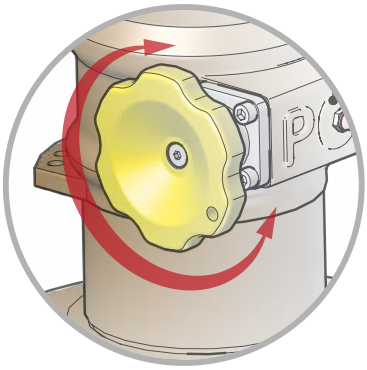

Spare handwheel for horizontal adjustment (can be adapted for vertical adjustment)



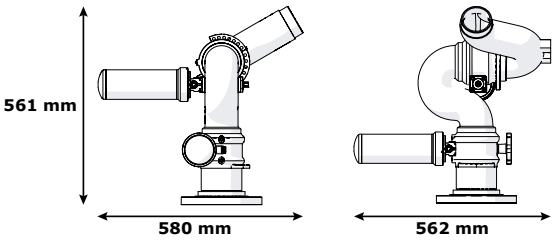





This compact monitor offers a wide horizontal rotation angle in a small volume.
Its original design has made this monitor an essential tool for firefighting in the hardest marine or port environments.
Associated to several outlets accessories (diffuser, self-educing diffuser, water branchpipe, water-foam branchpipe, blabbermouth) this monitor allows a flow rate up to 6,000 lpm at 7 bar at the monitor's outlet.
Moreover, the monitor nozzle and all accessories are all PN16, so it can support inconvenient high pressure due to manipulation mistakes.
Completely electrified (POK EasyDrive© Compatible) and equipped with high performance motors, it can be controlled by radio or wire remote controlled allowing extremely fast, precise and progressive movements.

Inlet	Outlet	Waterway Ø (mm)	Dimensions (mm)	Weight (kg)	Ref
Flange 4'' ASA150	3'' BSP male	80	580 x 562 x 561		**37296**

DN40 fixed monitor, in stainless steel





Maximum working pressure: PN16
Material: stainless steel
Horizontal movement: from -170 to 170°
Horizontal adjustment: motorised and spare handwheel
Vertical movement: from -90° to +90°
Vertical adjustment: motorised and spare handwheel
Power supply: 24V CC
Speed: 12°/s

Options: flange, outlet equipment, control system

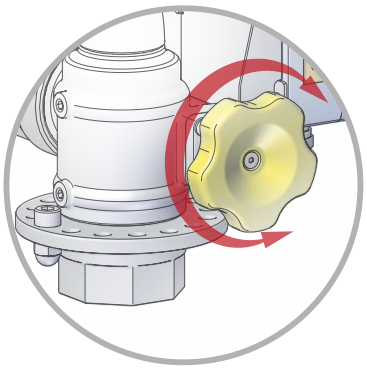

Spare handwheel for vertical and horizontal adjustments



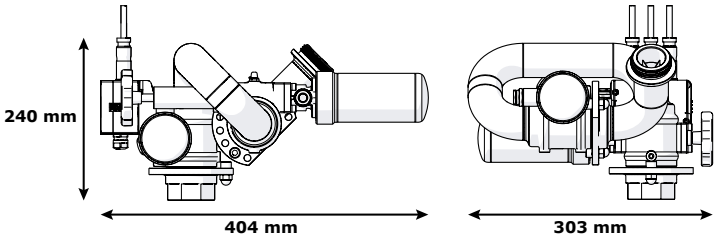





This very compact monitor has been developed to resist to the hardest environment.
Its low weight and compact size are undeniable advantages to the mounting on fire fighting vehicle, or on any type of installation where available place is small.
This monitor is available with various inlet flange, and also a multiclaws quick coupling.
This monitor can be equipped with diffuser, water branchpipe, water-foam branchipe, allowing an outlet flow rate up to 1,000 lpm at 7 bar at the monitor's outlet.
Moreover it is PN16, and can support innoportune high pressure due to manipulation mistakes.
Completely electrified (POK EasyDrive© Compatible) and equipped with high performance motors, it can be controlled by radio or wire remote controlled allowing extremely fast, precise and progressive movements.

Inlet	Outlet	Waterway Ø (mm)	Dimensions (mm)	Weight (kg)	Ref
1.5'' NPT female	1.5'' NST-NH male	40	404 x 303 x 203	11	**29367**
Flange DN40 PN16	1.5'' NST-NH male	40	404 x 303 x 240	11,6	**29368**

POK France - ZI Les Guignons - 10400 Nogent-sur-Seine - FRANCE
Tel: +33 (0)3 25 39 84 78 - Fax: +33 (0)3 25 39 84 90 - Email: export@pok.fr - Web: www.pok.fr

DN65 fixed monitor, in stainless steel





Maximum working pressure: PN16
Material: stainless steel
Horizontal movement: from -170 to +170°
Horizontal adjustment: motorised and spare handwheel
Vertical movement: from -90° to +90°
Vertical adjustment: motorised and spare handwheel
Power supply: 24V CC
Speed: 22°/s

Options: flange, outlet equipment, control system

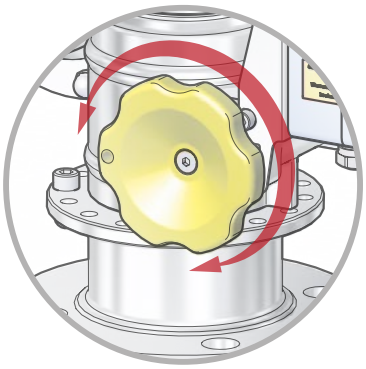

Spare handwheel for vertical and horizontal adjustments



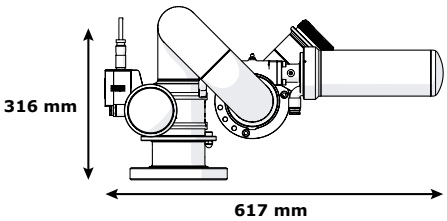

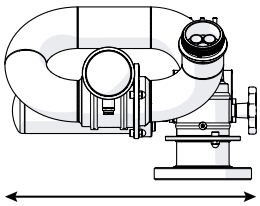





This multi purpose monitor is extremely compact and resists to the hardest environment.
The combination of innovation and versatility makes this monitor an excellent choice for installations such as in warehouses, on vehicles, in waste recycling centers, on platforms, and so on, when a continuous use is necessary.
With its exceptional deflection angles, it can be activated in almost any position.
It is available with various inlet flanges and several outlet accessories (diffuser, self-educing diffuser, water branchpipe, water-foam branchpipe, powder-foam branchpipe) allowing a maximum flow rate up to 3,000 lpm at 7 bar at the monitor's outlet.
It is PN16, and can support innoportune high pressure due to manipulation mistakes.
Completely electrified (POK EasyDrive© Compatible) and equipped with high performance motors, it can be controlled by radio or wire remote controlled allowing extremely fast, precise and progressive movements.

Inlet	Outlet	Waterway Ø (mm)	Dimensions (mm)	Weight (kg)	Ref
Flange 2.5'' ASA150	2.5'' NST-NH male	65	617 x 460 x 316	28	**29372**

DN80 fixed monitor, in stainless steel





Maximum working pressure: PN16
Material: stainless steel
Horizontal movement: from -170 to +170°
Horizontal adjustment: motorised and spare handwheel
Vertical movement: from -90° to +90°
Vertical adjustment: motorised and spare handwheel
Power supply: 24V CC
Speed: 16°/s

Options: flange, outlet equipment, control system

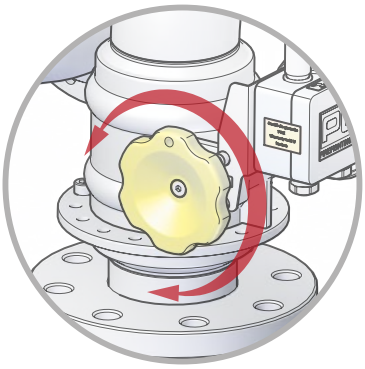

Spare handwheel for vertical and horizontal adjustments



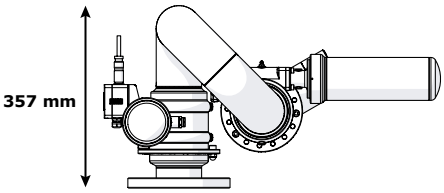

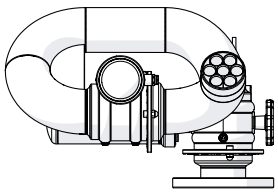





This multi-purpose monitor, entirely made of stainless steel, has been developed to resist the hardest environments.
The combination of innovation and versatility, has made this nozzle an excellent choice for fire fighting.
With its exceptional angle moves (340° horizontal, and 180° vertical), this monitor can be controlled in almost any position.
Associated to several outlet accessories, flow rate can go up to 6,000 lpm at 7 bar with reduced pressure loss.
It is PN16, and can support inconvenient high pressure due to manipulation mistakes.
Completely electrified (POK EasyDrive© Compatible) and equipped with high performance motors, it can be controlled by radio or wire remote controlled allowing extremely fast, precise and progressive movements.

Inlet	Outlet	Waterway Ø (mm)	Dimensions (mm)	Weight (kg)	Ref
Flange 4'' ASA150	3'' BSP male	80	658 x 531 x 357	34	**20696**

POK France - ZI Les Guignons - 10400 Nogent-sur-Seine - FRANCE
Tel: +33 (0)3 25 39 84 78 - Fax: +33 (0)3 25 39 84 90 - Email: export@pok.fr - Web: www.pok.fr

DN100 fixed monitor, in stainless steel

Design According to ATEX





Maximum working pressure: PN16
Material: stainless steel et bronze
Horizontal movement: from -170° to +170°
Horizontal adjustment: motorised and spare handwheel
Vertical movement: from -90° to +90°
Vertical adjustment: motorised and spare handwheel
Speed: 9°/s
Power supply: 24V CC

Options: outlet equipment, control system

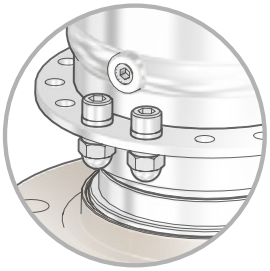

Stops to adjust horizontal and vertical range

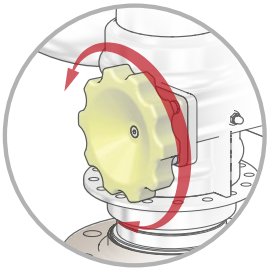

Spare handwheel for vertical and horizontal adjustments





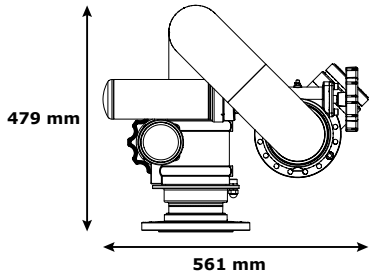

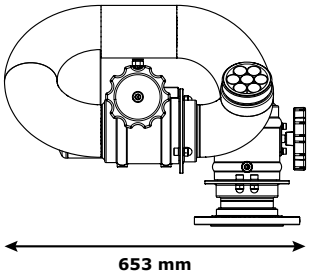



Our DN100 motorised monitor in stainless steel is designed following ATEX rules (anti-explosive). The horizontal and vertical movements are possible through two powerful electric motors backed up by two safety handwheels.
Vertical adjustments from 90º to -90º and elevation adjustments are possible over 340º (by steps of 25º).
The pipe of this monitor includes an inside stream steper made of seven elements which enables to get a higher range and a better quality of the stream pattern.

Inlet	Outlet	Waterway Ø (mm)	Dimensions (mm)	Weight (kg)	Ref
Flange 4'' ASA150	3.5'' NST-NH male	100	561 x 653 x 479	57	**30527**

8" fixed monitor, in stainless steel





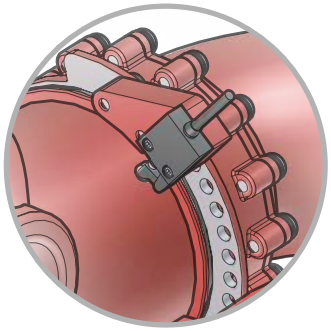

Stops to adjust horizontal and vertical range

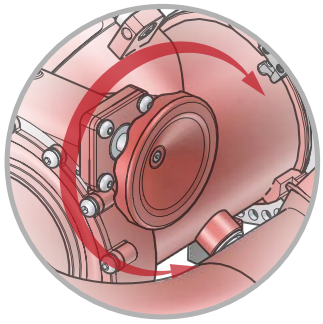

Spare handwheel for vertical and horizontal adjustments

Maximum working pressure: PN16
Material: stainless steel et bronze
Surface treatment: polyester coating
Horizontal movement: from -170° to +170°
Horizontal adjustment: motorised and spare handwheel
Vertical movement: from -45° to +85°
Vertical adjustment: motorised and spare handwheel
Speed: 9°/s
Power supply: 24V CC

Options: outlet equipment, control system

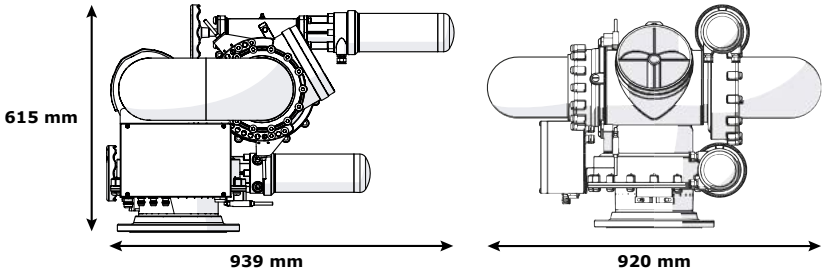

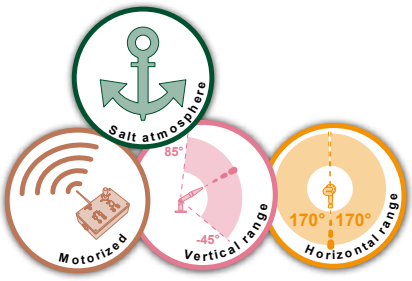

This motorised monitor 12 or 24 volts in stainless steel 8" includes all the necessary characteristics to extinguish the most devastating fires.
The horizontal and vertical movements are possible through two powerful electric motors backed up by two safety handwheels.
Horizontal adjustment over 340° - Elevation adjustment over -45° to +85°.
Maximum admissible flow rate: up to 20,000 lpm.
Inlet flange 8" ASA150. This monitor is equipped with a water foam branchpipe of selectable flow rate of 5,000 and 20,000 lpm.



Inlet	Outlet	Waterway Ø (mm)	Dimensions (mm)	Weight (kg)	Ref
Flange 8" ASA150	8'' BSP female	8"	939 x 920 x 615	156	**37647**

POK France - ZI Les Guignons - 10400 Nogent-sur-Seine - FRANCE
Tel: +33 (0)3 25 39 84 78 - Fax: +33 (0)3 25 39 84 90 - Email: export@pok.fr - Web: www.pok.fr





Outlet equipment

Outlet equipment at a glance 160
Diffusers - Fixed flow rate.....162
Diffusers - Selectable flow rate.....164
Diffusers - Automatically regulated pressure 166
Diffusers - Self-educing.....169
Diffusers - Fixed flow rate, motorised.....170
Diffusers - Selectable flow rate, motorised 171
Diffusers - Automatically regulated pressure, motorised...172
Diffusers - Self-educing, motorised 173
Discharge heads - Water 174
Tips - Stacked and "gigogne" 175
Stream shapers.....176
Branchpipes - Water 177
Branchpipes - Water-foam, ultra short "POWER FOAM" ...178
Branchpipes - Water-foam 180
Branchpipes - Water-foam, in stainless steel 182
Branchpipes - Water-foam, motorised 184
Branchpipes - Water-foam, bi-flow rate, motorised.....186
Branchpipes - Powder-foam 188
Diffusers - Foam attachments 189

English catalogue - Rev F - 01/2017 - Illustrations are only informative

Our nozzles, monitors, foam equipments, dividers can be equipped with all types of couplings existing all over the world and manufactured by POK using the the best materials.

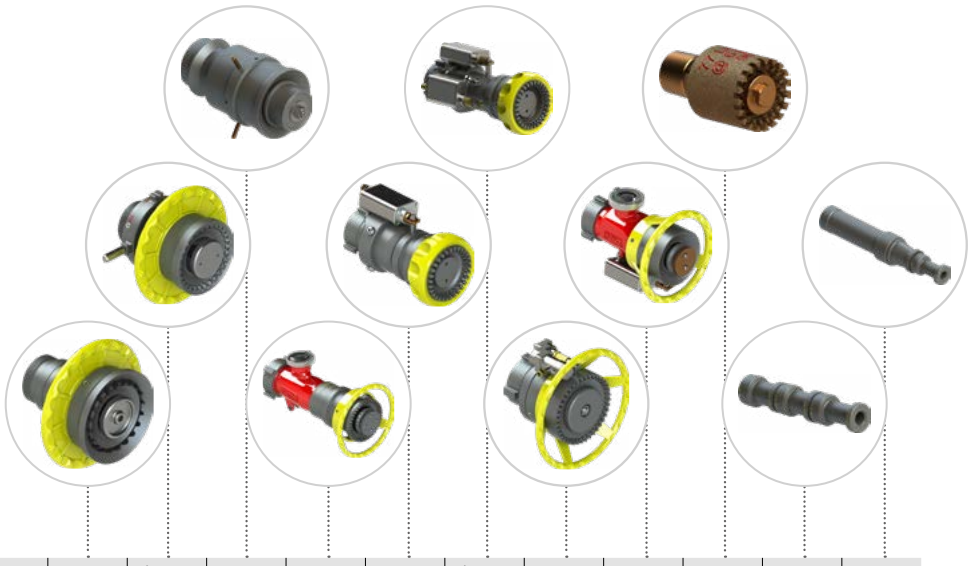

	Fixed flow rates diffusers and selectable stream pattern	Diffuser with selectable flow rate and selectable stream pattern	Diffuser with automatically regulated pressure	Self-educing diffuser	Fixed flow rates diffusers and selectable stream pattern, motorised	Diffuser with selectable flow rate and selectable stream pattern, motorised	Diffuser with automatically regulated pressure, motorised	Self-educing diffuser, motorised	Discharge head nozzles	Stackes tips and "gigogne" tips and stream shapers	Water branchpipes
Flow rate (lpm)	**from 150 to 6000**	**from 150 to 6000**	**from 150 to 15000**	**from 2000 to 7500**	**from 1500 to 2500**	**from 3000 to 5000**	**from 1000 to 20000**	**from 2000 to 4000**	**from 20 to 240**		**from 1000 to 2100**
Inlet diameter	**from 1'' to 3''**	**from 1'' to 4''**	**from 1'' to 6''**	**from 1'' to 3.5''**	**from 2.5'' to 3.5''**	**2.5''**	**from 1.5''to 8''**	**from 2.5'' to 3.5''**	**from 0.5'' to 1.25''**	**from 1'' to 2.5''**	**2.5''**
Working pressure (bar)	6-7	6-7	6-7	7	7	7	7	6-10	6		7
Maximum working pressure (bar)	16	16	16	16	16	16	16	16	16	16	16
Waterway Ø (mm)										from Ø12 to Ø50	from Ø25 to Ø35
Motorized					•	•	•	•			
Automatic pressure			•				•				
Adjustable flow rate		•				•					
Adjustable stream pattern	•	•	•	•	•	•	•	•	(•)		
Stream pattern	0 30° 110-130°	0 30° 110-130°	0 30° 110-130°	0 30° 130°	0 30° 130°	0 30° 130°	0 30° 110°	0 30° 110°	(0) (30°) (110°)	0°	Straight (or flat)
Material	Alu Bronze	Alu Inox	Alu Stainless steel Bronze	Alu Stainless steel Bronze	Alu Stainless steel Bronze	Alu	Alu Stainless steel Bronze	Alu Stainless steel Bronze	Alu Bronze	Alu	Alu Stainless steel
Hard anodisation	•	•	•	•	•	•	•		•	•	•
Polyester coated								•			
Expansion				x10				x5 x10			
Polyurethane teeth	(•)	(•)	(•)								
Cut teeth	(•)	(•)	(•)	•	•	•	•	•	•		
Spinning teeth	(•)	(•)	(•)								
Smooth head	(•)	(•)	(•)	•			•	•	•		
Pressure gauge											
OPTIONS	LE - MF	LE - MF	LE - MF		LE - MF	LE - MF	LE - MF				
Bumper color					●	●					
Page	162-163	164-165	166-168	169	170	171	172	173	174	175-176	177

Options: **LE -** Low expansion foam attachment, **ME -** Medium expansion foam attachment, **B -** Blabbermouth
(•): Depending on reference

POK France - ZI Les Guignons - 10400 Nogent-sur-Seine - FRANCE
Tel: +33 (0)3 25 39 84 78 - Fax: +33 (0)3 25 39 84 90 - Email: export@pok.fr - Web: www.pok.fr



	"POWER FOAM"	Self educing "POWER FOAM"	Water-foam branchpipe	Self educing water-foam branchpipe	"POWER FOAM" in stainless steel	Water-foam branchpipe in stainless steel	Self educing water-foam branchpipe in stainless steel	"POWER FOAM", motorised	Water-foam branchpipe, motorised	Selectable flow rate water-foam branchpipes, motorised	Powder foam branchpipes	Foam attachment for diffusers
Flow rate (lpm)	from 1000 to 8000	from 2000 to 4000	from 1000 to 5000	from 1000 to 5000	from 500 to 11000	from 500 to 9000	from 500 to 19000	from 4000 to 15000	from 4000 to 20000	from 2000 to 20000	from 1200 to 8000	from 3000 to 5000
Inlet diameter	from 1.5" to 3.5''	from 2.5" to 3.5''	from 2.5" to 4''	from 2.5" to 4''	from 1.5" to 6''	from 1.5"to 4''	from 1.5"to 6''	from 3.5"to 6''	from 2.5" to 8''	from 3.5"to 8''	from 2.5" to 3.5''	
Working pressure (bar)	7	7	7	7	7	7	7	7	7	7	7	
Maximum working pressure (bar)	16	16	16	16	16	16	16	16	16	16	16	
Waterway Ø (mm)												
Motorized								•	•	•		
Automatic pressure												
Adjustable flow rate										•		
Adjustable stream pattern	(•)	(•)	(•)	(•)	(•)	(•)	(•)	•	•	•		
Stream pattern	0°	0°	0°	0°	0°	0°	0°	0° or flat	0° or flat	0° or flat	0°	0°
Material	Alu	Alu	Alu	Alu	Stainless steel	Stainless steel	Stainless steel	Alu	Alu	Alu Inox	Alu	Alu
Hard anodisation											•	
Polyester coated	•	•	•	•				•	•	•	•	•
Expansion	x10	x10	x10	x10	x10	x10	x10	x10	x10	x10		x10 or x25
Polyurethane teeth												
Cut teeth												•
Spinning teeth												
Smooth head												
Pressure gauge			•	•								
OPTIONS	B	B	B	B	B	B	B					
Bumper color												
Page	178-179	178-179	180	180-181	182	182	182-183	184-185	185	186-187	188	189

Options: **LE -** Low expansion foam attachment, **ME -** Medium expansion foam attachment, **B -** Blabbermouth
(•): Depending on reference

Diffusers - Fixed flow rate



Our range of fixed flow rate diffusers from 150 to 1,000 lpm have selectable flow pattern by rotation of the head ring (straight stream, attack spray, wide angle spray). There are three possibilities of nozzle outlet: Pokinor (with polyurethane teeth), Pokatak (cut teeth), Pokador (Spinning teeth).

Maximum working pressure: PN16
Material: aluminium alloy
Surface treatment: hard anodisation
Stream types: straight jet, flashover and wide angle spray
Flush: YES

Bumper guard colors:

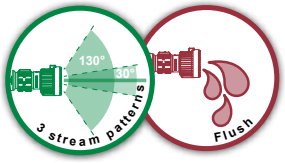

Pokinor

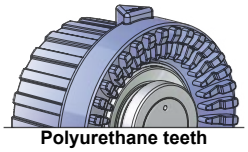
Polyurethane teeth

Inlet	Flow rate (lpm)	Working pressure (bar)	Dimensions (mm)	Weight (kg)	Ref.
1'' NST-NH female	150	6	125 x 78 x 80	0,64	**18575**
1.5'' NST-NH female	200	6	167 x 93 x 98	1,16	**18576**
1.5'' NST-NH female	300	6	167 x 93 x 98	1,16	**18577**
1.5'' NST-NH female	400	6	167 x 93 x 98	1,16	**18578**
1.5'' NST-NH female	500	6	167 x 93 x 98	1,16	**18579**

Pokatak

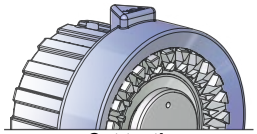
Cut teeth

Inlet	Flow rate (lpm)	Working pressure (bar)	Dimensions (mm)	Weight (kg)	Ref.
1'' NST-NH female	150	6	125 x 78 x 80	0,64	**18570**
1.5'' NST-NH female	200	6	167 x 93 x 98	1,16	**18571**
1.5'' NST-NH female	300	6	167 x 93 x 98	1,16	**18572**
1.5'' NST-NH female	400	6	167 x 93 x 98	1,16	**18573**
1.5'' NST-NH female	500	6	167 x 93 x 98	1,16	**18574**
1.5'' NST-NH female	660	6	167 x 93 x 98	1,72	**18590**
1.5'' NST-NH female	750	6	167 x 93 x 98	1,72	**18591**
2.5'' NST-NH female	950	6	150 x 131 x 126	1,90	**18592**
2.5'' NST-NH female	1000	6	150 x 131 x 126	1,90	**18593**

Pokador

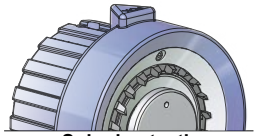
Spinning teeth

Inlet	Flow rate (lpm)	Working pressure (bar)	Dimensions (mm)	Weight (kg)	Ref.
1'' NST-NH female	150	6	125 x 78 x 80	0,64	**09976**
1.5'' NST-NH female	150	6	167 x 93 x 98	1,16	**08935**
1.5'' NST-NH female	200	6	167 x 93 x 98	1,16	**09977**
1.5'' NST-NH female	300	6	167 x 93 x 98	1,16	**09978**
1.5'' NST-NH female	400	6	167 x 93 x 98	1,16	**09979**
1.5'' NST-NH female	500	6	167 x 93 x 98	1,16	**09980**
1.5'' NST-NH female	660	6	167 x 93 x 98	1,72	**08940**
1.5'' NST-NH female	750	6	167 x 93 x 98	1,72	**08941**
2.5'' NST-NH female	950	6	150 x 131 x 126	1,90	**08942**
2.5'' NST-NH female	1000	6	150 x 131 x 126	1,90	**08943**

POK France - ZI Les Guignons - 10400 Nogent-sur-Seine - FRANCE
Tel: +33 (0)3 25 39 84 78 - Fax: +33 (0)3 25 39 84 90 - Email: export@pok.fr - Web: www.pok.fr

Pokinor 3000



The fixed flow rate and selectable flow pattern diffusers (straight stream, attack spray, wide angle spray) are made of anodised primary aluminium alloy. The wide angle spray is obtained thanks to polyurethane teeth.

Maximum working pressure: PN16
Material: aluminium alloy
Surface treatment: hard anodisation and polyester coating
Stream types: straight jet, flashover and wide angle spray
Head: polyurethane teeth

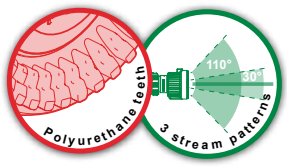

Inlet	Flow rate (lpm)	Working pressure (bar)	Dimensions (mm)	Weight (kg)	Ref.
2.5'' BSP male	3000	7	Ø214 x 162	3,45	**37333**

Pokador 2000 - 3000



The fixed flow rate and selectable flow pattern diffusers (straight stream, attack spray, wide angle spray) are made of anodised primary aluminium alloy. The wide angle spray is obtained thanks to spinning teeth. They are designed to be used with POK monitors to obtain a quality spray and performance for an efficient firefighter.

Maximum working pressure: PN16
Material: aluminium alloy
Surface treatment: hard anodisation and polyester coating
Stream types: straight jet, flashover and wide angle spray
Head: spinning teeth

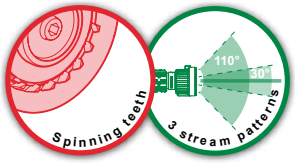

Inlet	Flow rate (lpm)	Working pressure (bar)	Dimensions (mm)	Weight (kg)	Ref.
2.5'' BSP male	2000	7	Ø208 x 206	4,24	**18653**
2.5'' BSP male	3000	7	Ø208 x 206	4,24	**18604**

Pokatak 3000



The fixed flow rate and selectable flow pattern diffusers (straight stream, attack spray, wide angle spray) are made of anodised primary aluminium alloy. They are designed to be used with POK monitorsto obtain a quality spray and performance for an efficient firefighter.

Maximum working pressure: PN16
Material: aluminium alloy
Surface treatment: hard anodisation
Stream types: straight jet, flashover and wide angle spray
Head: cut teeth

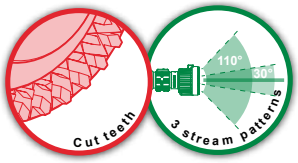

Inlet	Flow rate (lpm)	Working pressure (bar)	Dimensions (mm)	Weight (kg)	Ref.
2.5'' BSP male	3000	7	Ø162 x 212	3,56	**32741**

Pokabronze 2000 - 6000



The diffuser Pokabronze is made of bronze and stainless steel. With a flow rate of 2,000 or 6,000 lpm, and selectable flow pattern from straight spray to wide spray angle. It is designed to be used with POK bronze monitor, and used in marine environment.

Maximum working pressure: PN16
Material: bronze and stainless steel
Stream types: straight jet, flashover and wide angle spray
Head: smooth (2000 lpm), cut teeth (6000 lpm)



Inlet	Flow rate (lpm)	Working pressure (bar)	Dimensions (mm)	Weight (kg)	Ref.
2.5'' NST-NH female	2000	7	Ø221 x 137	4,31	**20102**
3" BSP female	6000	7	Ø263 x 358	15,73	**34477**

Conform to norm EN 15182-2



Our diffusers range from 150 to 1,000 lpm with selectable flow rate and selectable stream pattern is light and efficient.
The flow rate selection can be done by rotation of the flow rate ring.
The rotation of the bumper head with tactile indicators allows the selection of the stream pattern.
It is made of aluminium alloy hard anodised 50µm teflon impregnated.
Three versions are available: "Magikador" with polyurethane teeth, "Debikador" with cut teeth, "Pokador" with spinning teeth.

Maximum working pressure: PN16
Material: aluminium alloy
Surface treatment: hard anodisation
Stream types: straight jet, flashover and wide angle spray
Flush: YES

Bumper guard colors:

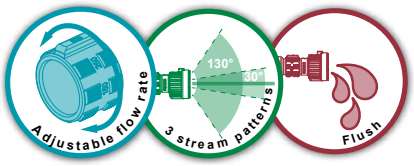

Magikador

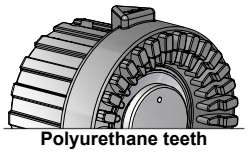
Polyurethane teeth

Inlet	Flow rate (lpm)	Working pressure (bar)	Dimensions (mm)	Weight (kg)	Ref.
1'' NST-NH female	40 - 75 - 100 - 150	6	Ø78 x 161	0,72	**25593**
1.5'' NST-NH female	40 - 75 - 100 - 150	6	Ø78 x 161	0,72	**25597**
1.5'' NST-NH female	150 - 250 - 500	6	Ø93 x 188	1,25	**25603**
1.5'' NST-NH female	250 - 500 - 750	6	Ø114 x 246	2,40	**25916**
2.5'' NST-NH female	250 - 500 - 750	6	Ø114 x 272	2,40	**25921**
2'' BSP male	350 - 500 - 600 - 750	6	Ø114 x 165	1,77	**37145**
2'' BSP male	300 - 500 - 750 - 1000	6	Ø114 x 165	1,77	**35600**

Debikador

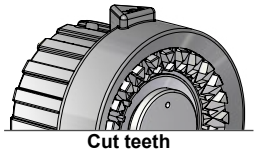
Cut teeth

Inlet	Flow rate (lpm)	Working pressure (bar)	Dimensions (mm)	Weight (kg)	Ref.
1'' NST-NH female	40 - 75 - 100 - 150	6	Ø78 x 161	0,72	**13431**
1.5'' NST-NH female	150 - 250 - 500	6	Ø93 x 188	1,32	**37136**
2'' BSP male	350 - 500 - 600 - 750	6	Ø114 x 160	1,80	**37139**
2'' BSP male	300 - 500 - 750 - 1000	6	Ø114 x 160	1,77	**35603**

Turbokador

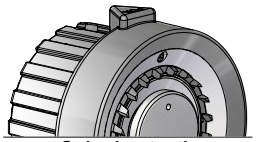
Spinning teeth

Inlet	Flow rate (lpm)	Working pressure (bar)	Dimensions (mm)	Weight (kg)	Ref.
1'' NST-NH female	40 - 75 - 100 - 150	6	Ø78 x 161	0,72	**19612**
1.5'' NST-NH female	40 - 75 - 100 - 150	6	Ø78 x 161	1,32	**12072**
1.5'' BSP male	100 - 200 - 300	6		1,32	**34447**
1.5'' NST-NH female	50 - 150 - 230 - 500	6	Ø93 x 188	1,32	**37127**
2'' BSP male	350 - 500 - 600 - 750	6	Ø114 x 161	1,78	**37151**
2'' BSP male	300 - 500 - 750 - 1000	6	Ø114 x 161	1,77	**35606**

MAGILITE PN40



High pressure head « Magilite PN40 » with selectable flow rates and spray patterns.
It is concieved for operation use at 40 bar pressure.
The flow rate is selected by the rotating the flow rate ring.
The rotation of the bumper provided with tactile marks allows the selection of the different stream patterns (straight jet, flash over and wide angle spray)
The nozzle is entirely made in aluminium alloy with hard anodisation 50µm and Teflon impregnation.

Maximum working pressure: PN40
Material: aluminium alloy
Surface treatment: hard anodisation
Stream types: straight jet, flashover and wide angle spray
Head: moulded teeth
Flush: YES

Bumper guard colors:

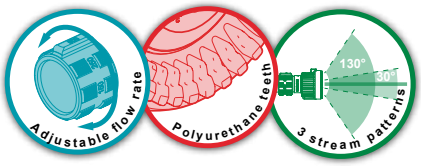

Inlet	Flow rate (lpm)	Working pressure (bar)	Dimensions (mm)	Weight (kg)	Ref.
1'' NST-NH female	50 - 75 - 100	40	154 x 78 x 78	0,67	**30495**

POK France - ZI Les Guignons - 10400 Nogent-sur-Seine - FRANCE
Tel: +33 (0)3 25 39 84 78 - Fax: +33 (0)3 25 39 84 90 - Email: export@pok.fr - Web: www.pok.fr

Magikador



The Magikador 3000 diffuser with selectable flow rate and selectable flow pattern diffusers (1,000, 2,000 and 3,000 lpm and straight stream, attack spray, wide angle spray) are made of anodised primary aluminium alloy. The wide angle spray is obtained thanks to moulded teeth. They are designed to be used with POK monitorswith 2.5" outlet.

Maximum working pressure: PN16
Material: aluminium alloy
Surface treatment: hard anodisation and polyester coating
Stream types: straight jet, flashover and wide angle spray
Head: moulded teeth

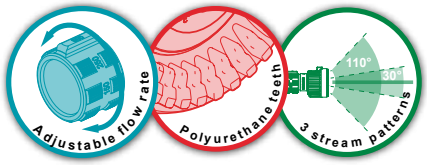

Inlet	Flow rate (lpm)	Working pressure (bar)	Dimensions (mm)	Weight (kg)	Ref.
Mâle 2"1/2 BSP	1000 - 2000 - 3000	7	214 x 218 x 162	4,16	**37215**
Femelle 2"1/2 NST-NH	1000 - 2000 - 3000	7	261 x 218 x 162	4,16	**37233**

Turbokador



The Turbokador 3000 diffuser with selectable flow rate and selectable flow pattern diffusers (1,000, 2,000 and 3,000 lpm and straight stream, attack spray, wide angle spray) are made of anodised primary aluminium alloy. The wide angle spray is obtained thanks to spinning teeth. They are designed to be used with POK monitorswith 2.5" outlet.

Maximum working pressure: PN16
Material: aluminium alloy
Surface treatment: hard anodisation and polyester coating
Stream types: straight jet, flashover and wide angle spray
Head: spinning teeth



Inlet	Flow rate (lpm)	Working pressure (bar)	Dimensions (mm)	Weight (kg)	Ref.
2.5" BSP male	1000 - 2000 - 3000	7	Ø225 x 207	4,52	**28698**

Debikador



The Debikador 3000 diffuser with selectable flow rate and selectable flow pattern diffusers (straight stream, attack spray, wide angle spray) are made of anodised primary aluminium alloy. They are designed to be used with POK monitorsto obtain a quality spray and performance for an efficient firefighting.

Maximum working pressure: PN16
Material: aluminium alloy
Surface treatment: hard anodisation and polyester coating
Stream types: straight jet, flashover and wide angle spray
Head: cut teeth



Inlet	Flow rate (lpm)	Working pressure (bar)	Dimensions (mm)	Weight (kg)	Ref.
2.5" BSP male	1000 - 2000 - 3000	7	Ø225 x 173	4,84	**21415**
2.5" BSP female	2000 - 3000 - 4000 - 5000	7	Ø270 x 196	4,73	**22041**
4" BSP male	2000 - 3000 - 4000 - 5000 - 6000	7	Ø274 x 312	7,30	**30146**

Debika-inox



The diffusers with selectable flow rate and selectable flow pattern diffusers (straight stream, attack spray, wide angle spray) Debika-inox are made of stainless steel and bronze. They are designed to be used with POK monitorsto obtain a quality spray and performance for an efficient firefighter.

Maximum working pressure: PN16
Material: stainless steel (and bronze)
Stream types: straight jet, flashover and wide angle spray
Head: smooth (3000 lpm), cut teeth (6000 lpm)



Inlet	Flow rate (lpm)	Working pressure (bar)	Dimensions (mm)	Weight (kg)	Ref.
2.5" BSP male	1000 - 2000 - 3000	7	Ø122 x 151	5,50	**15862**
3.5" NST-NH female	2000 - 3000 - 4000 - 5000 - 6000	7	Ø261 x 347	16,00	**30845**

Diffusers - Automatically regulated pressure



The automatic diffusers range from 150 to 1,000 lpm, offer a large regulation range, and three possiblities of diffuser: "Maximatic" with polyurethane teeth, "Autokador" with cut teeth, and "Tornadomatic" with spinning teeth.

Maximum working pressure: PN16
Material: aluminium alloy
Surface treatment: hard anodisation
Stream types: straight jet, flashover and wide angle spray
Flush: YES

Bumper guard colors:

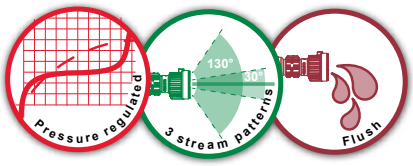

Maximatic

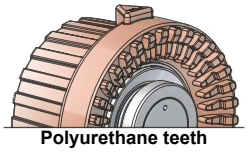
Polyurethane teeth

Inlet	Regulated flow rate (lpm)	Working pressure (bar)	Dimensions (mm)	Weight (kg)	Ref.
1'' NST-NH female	from 40 to 150	6		0,63	**18597**
ISO M40 x 150 male	from 40 to 150	6	Ø78 x 130	0,69	**35673**
1.5'' NST-NH female	from 40 to 150	6	Ø78 x 220	1,20	**35853**
1.5'' NST-NH female	from 40 to 150	6		0,63	**18598**
1.5'' NST-NH female	from 40 to 150	6		1,3	**18600**
1.5" BSP male	from 200 to 600	6	Ø114 x 151	0,97	**24435**
1.5'' NST-NH female	from 230 to 750	6	Ø114 x 151	1,34	**23492**

Autokador

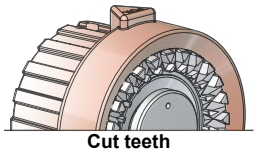
Cut teeth

Inlet	Regulated flow rate (lpm)	Working pressure (bar)	Dimensions (mm)	Weight (kg)	Ref.
1'' NST-NH female	from 40 to 150	6		0,63	**18595**
ISO M40 x 150 male	from 40 to 150	6	Ø70 x 128	0,66	**35669**
1.5'' NST-NH female	from 40 to 150	6	Ø70 x 218	1,16	**35865**
1.5'' NST-NH female	from 40 to 150	6		0,63	**18596**
1.5'' NST-NH female	from 40 to 150	6		1,3	**18599**
1.5'' NST-NH female	from 230 to 750	6		1,09	**18601.NST**
2.5'' NST-NH female	from 230 to 750	6		1,09	**18602**
2.5'' NST-NH female	from 400 to 1000	6		1,9	**18603**

Tornadomatic

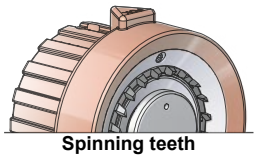
Spinning teeth

Inlet	Regulated flow rate (lpm)	Working pressure (bar)	Dimensions (mm)	Weight (kg)	Ref.
1'' NST-NH female	from 40 to 150	6		0,63	**18594**
ISO M40 x 150 male	from 40 to 150	6	Ø70 x 128	0,65	**35648**
1.5'' NST-NH female	from 40 to 150	6	Ø70 x 185	1,16	**35861**
1.5'' NST-NH female	from 40 to 150	6		0,63	**09970**
1.5'' NST-NH female	from 40 to 150	6		1,30	**09947**
2.5" NYFD female	from 40 to 150	6		1,20	**24194**
1.5'' NST-NH female	from 230 to 750	6		1,09	**09971.NST**
2.5'' NST-NH female	from 230 to 750	6	Ø70 x 105	1,09	**13132**
2.5'' NST-NH female	from 400 to 1000	6		1,90	**09972**

POK France - ZI Les Guignons - 10400 Nogent-sur-Seine - FRANCE
Tel: +33 (0)3 25 39 84 78 - Fax: +33 (0)3 25 39 84 90 - Email: export@pok.fr - Web: www.pok.fr

Tornadomatic



The automatic diffuser Tornadomatic offers a large regulation range.
It is made of hard anodised aluminium alloy. The wide angle spray is obtained thanks to spinning teeth. They are designed to be mounted on POK monitors with 2.5" outlet.

Maximum working pressure: PN16
Material: aluminium alloy
Surface treatment: hard anodisation and polyester coating
Stream types: straight jet, flashover and wide angle spray
Head: spinning teeth

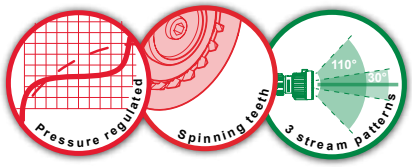

Inlet	Regulated flow rate (lpm)	Working pressure (bar)	Dimensions (mm)	Weight (kg)	Ref.
2.5'' BSP male	from 1000 to 3000	7	Ø208 x 254	5,56	**29804**

Autokador - smooth head



The automatic diffuser Autokador offers a large regulation range.
It is made of hard anodised aluminium alloy. It was designed to be used with POK monitorsto obtain a quality spray and performance for an efficient firefighter.

Maximum working pressure: PN16
Material: aluminium alloy
Surface treatment: hard anodisation
Stream types: straight jet, flashover and wide angle spray
Head: smooth

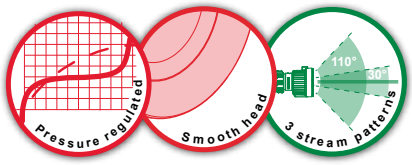

Inlet	Regulated flow rate (lpm)	Working pressure (bar)	Dimensions (mm)	Weight (kg)	Ref.
6'' BSP male	from 5000 to 10000	7		26,90	**29142**
6'' NST-NH male	from 5000 to 15000	7		40,00	**29437**

Autokador - cut teeth



The automatic diffuser Autokador offers a large regulation range.
It is made of hard anodised aluminium alloy. It was designed to be used with POK monitorsto obtain a quality spray and performance for an efficient firefighter.

Maximum working pressure: PN16
Material: aluminium alloy
Surface treatment: hard anodisation and polyester coating
Stream types: straight jet, flashover and wide angle spray
Head: cut teeth

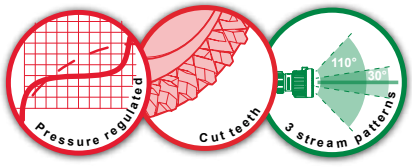

Inlet	Regulated flow rate (lpm)	Working pressure (bar)	Dimensions (mm)	Weight (kg)	Ref.
2.5'' BSP female	from 1000 to 2000	7	Ø153 x 148	3,25	**22505**
2.5'' BSP male	from 1000 to 3000	7	Ø162 x 260	5,01	**29799**
2.5'' BSP female	from 2000 to 5000	7	Ø218 x 155	4,55	**11637**
2.5'' NST-NH female	from 2000 to 5000	7	Ø218 x 137	3,58	**25608**
4'' BSP female	from 2000 to 7500	7	Ø274 x 216	10,15	**11724**
3.5'' NST-NH female	from 2000 to 7500	7	Ø324 x 218	11,26	**17179**

Autokador, made of stainles steel and bronze



The automatic diffuser Autokador offers a large regulation range.
It is made of bronze and stainless steel. It was designed to be used with POK monitorsto obtain a quality spray and performance for an efficient firefighter.

Maximum working pressure: PN16
Material: bronze and stainless steel
Stream types: straight jet, flashover and wide angle spray
Head: cut teeth

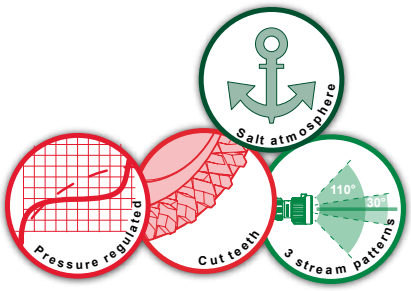

Inlet	Regulated flow rate (lpm)	Working pressure (bar)	Dimensions (mm)	Weight (kg)	Ref.
3.5'' NST-NH female	from 2000 to 6000	7	Ø261 x 349	16,00	**30848**



POK France - ZI Les Guignons - 10400 Nogent-sur-Seine - FRANCE
Tel: +33 (0)3 25 39 84 78 - Fax: +33 (0)3 25 39 84 90 - Email: export@pok.fr - Web: www.pok.fr

self-educing diffuser, made of aluminium alloy



This self educing diffusers range is made of anodised aluminium alloy with polyester coating, and for a use PN16. Its aspiration can be calibrated at 3% or 6%. The stream pattern is selectable by handwheel (straight stream, attack spray, wide angle spray).

Maximum working pressure: PN16
Material: aluminium alloy
Surface treatment: hard anodisation and polyester coating
Stream types: straight jet, flashover and wide angle spray
Suction percentage: 3 or 6%
Expansion rate: approx. x10

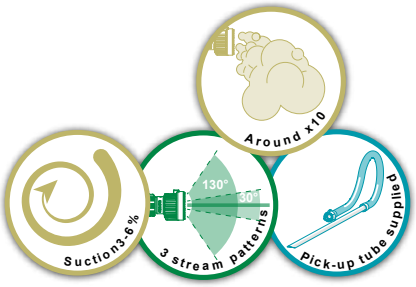

Inlet	Flow rate (lpm)	Working pressure (bar)	Dimensions (mm)	Weight (kg)	Ref.
2.5'' BSP male	2000	7	Ø162 x 314	4,30	**22126**
2.5'' BSP male	3000	7	Ø162 x 314	4,30	**22127**
3.5'' NST-NH female	7500	7	Ø274 x 469	8,12	**30612**

Self-educing diffuser, made of stainless steel and bronze



This self educing diffusers range is made of stainless steel and bronze, and was designed to be used in marine environment. Its aspiration can be calibrated at 3% or 6%. The stream pattern is selectable by capstan (straight stream, attack spray, wide angle spray).

Maximum working pressure: PN16
Material: stainless steel and bronze
Stream types: straight jet, flashover and wide angle spray
Suction percentage: 3 or 6%
Expansion rate: approx. x10



Inlet	Flow rate (lpm)	Working pressure (bar)	Dimensions (mm)	Weight (kg)	Ref.
2.5" BSP male	1500	7	Ø244 x 258	7,90	**25734**
2.5'' NST-NH female	2000	7	Ø244 x 188	7,77	**22347**
2.5'' NST-NH female	3000	7		7,77	**22348**

Pokador, made of aluminium alloy



The Pokador fixed flow rate diffusers and adjustable stream are made of aluminium alloy with hard anodised and PTFE impregnation. The stream shape is obtained by a machined toothing. They are intended to be mounted at the output of our POK EasyDrive monitors . The monitoring of the stream shape is made by an electrical cylinder equipped with two stop switches. The cylinders also have a relative position sensor used by our control systems when servo control is required.

Maximum working pressure: PN16
Material: aluminium alloy
Surface treatment: hard anodisation
Stream types: straight jet, flashover and wide angle spray
Stream adjustment: motorised
Supply: 24V CC
Head: cut teeth



Inlet	Flow rate (lpm)	Working pressure (bar)	Dimensions (mm)	Weight (kg)	Ref.
2.5'' NST-NH female	2000	7			**38041**
3.5" NST-NH female	2500	5	222 x 192 x 150	6,60	**25428**

Pokador, made of stainless steel



The Pokador fixed flow rate diffusers and adjustable stream are made of stainless steel. The stream shape is obtained by a molded teeth. They are intended to be mounted at the output of our POK EasyDrive monitors . The monitoring of the stream shape is made using an electric jack equipped with two stop switches. The cylinders also have a relative position sensor used by our control systems when servo control is required.

Maximum working pressure: PN16
Material: stainless steel
Surface treatment: hard anodisation
Stream types: straight jet, flashover and wide angle spray
Stream adjustment: motorised
Supply: 24V CC
Head: cut teeth



Inlet	Flow rate (lpm)	Working pressure (bar)	Dimensions (mm)	Weight (kg)	Ref.
2.5'' NST-NH female	1500	7	205 x 167 x 130	5,69	**27980**
2.5'' NST-NH female	2000	7	205 x 167 x 130	5,69	**26545**

POK France - ZI Les Guignons - 10400 Nogent-sur-Seine - FRANCE
Tel: +33 (0)3 25 39 84 78 - Fax: +33 (0)3 25 39 84 90 - Email: export@pok.fr - Web: www.pok.fr

Debikador



Adjustable flow rates motorised diffusers, they provide a range of 500 to 3,000 lpm or 1,000 to 5,000 lpm The stream shape is motorised (straight stream, attack stream and wide spray). Diffusion head type "Debikador" cut teeth. Female threaded inlet 2.5'' NST-NH.
Aluminium alloy construction with 50 microns hard anodised and Teflon impregnation.

Maximum working pressure: PN16
Material: aluminium alloy
Surface treatment: hard anodisation
Stream types: straight jet, flashover and wide angle spray
Stream adjustment: motorised
Flow rate adjustment: motorised
Supply: 24V CC
Head: cut teeth

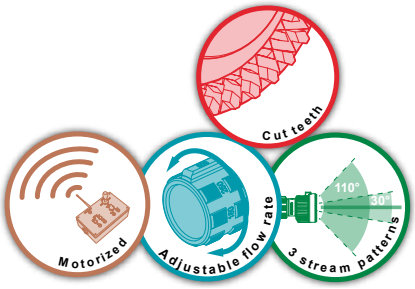

Inlet	Flow rate (lpm)	Working pressure (bar)	Dimensions (mm)	Weight (kg)	Ref.
2.5'' NST-NH female	3000	7	342 x 194 x 184	7,93	**34079**
2.5'' NST-NH female	5000	7	339 x 193 x 183	8,02	**35295**



Diffusers - Automatically regulated pressure, motorised

Autokador cut teeth, made of aluminium alloy



The Autokador automatic constant pressure diffusers are made in aluminium alloy hard anodised and PTFE impregnation. They provide a self-regulating range of 1,000 to 7,500 lpm at 7 bar. The stream shape is achieved by a fixed gear made of aluminium alloy. It is intended to be mounted at the output of our POK EasyDrive monitors. The monitoring of the stream shape is made using an electric jack equipped with two stop switches. The cylinders also have a relative position sensor used by our control systems when servo control is required.

Maximum working pressure: PN16
Material: aluminium alloy
Surface treatment: hard anodisation
Stream types: straight jet, flashover and wide angle spray
Stream adjustment: motorised
Supply: 24V CC
Head: cut teeth



Inlet	Regulated flow rate (lpm)	Working pressure (bar)	Dimensions (mm)	Weight (kg)	Ref.
2.5'' NST-NH female	from 1000 to 3000	7	277 x 188 x 162	6,60	**29209**
3.5'' NST-NH female	from 1000 to 3000	7			**38026**
2.5'' NST-NH female	from 2000 to 5000	7	210 x 192 x 150	5,83	**25875**
3.5'' NST-NH female	from 2000 to 5000	7	219 x 192 x 150	6,29	**22405**
3.5'' NST-NH female	from 2000 to 6000	7	334 x 212 x 163	9,59	**29902**
3.5'' NST-NH female	from 2000 to 7500	7	216 x 274 x 274	10,15	**15990**

Autokador smooth head, made of aluminium alloy



The Autokador automatic constant pressure diffusers are made in aluminium alloy.
They provide a self-regulating range of 5,000 to 20,000 lpm at 7 bar. It is intended to be mounted at the output of our POK EasyDrive monitors. The monitoring of the stream shape is made using an electric jack equipped with two stop switches. The cylinders also have a relative position sensor used by our control systems when servo control is required.

Maximum working pressure: PN16
Material: aluminium alloy
Surface treatment: hard anodisation
Stream types: straight jet, flashover and wide angle spray
Stream adjustment: motorised
Supply: 24V CC
Head: smooth

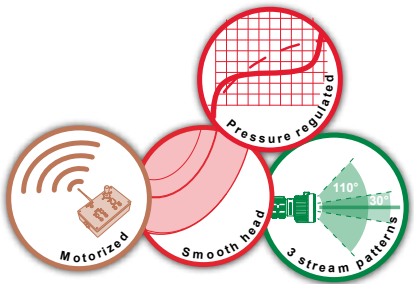

Inlet	Regulated flow rate (lpm)	Working pressure (bar)	Dimensions (mm)	Weight (kg)	Ref.
6'' BSP female	from 5000 to 10000	7		36,5	**29085**
6'' NST-NH male	from 5000 to 15000	7		49,4	**29088**
Flange 8'' ASA150	from 15000 to 20000	7		51,57	**30229**

Autokador, made of stainless steel



The Autokador automatic constant pressure diffusers are made of stainess steel. They provide a self-regulating range of 1000 to 6,000 lpm at 7 bar. The stream shape is achieved by a fixed gear. It is intended to be mounted at the output of our POK EasyDrive monitors. The monitoring of the stream shape is made using an electric jack equipped with two stop switches. The cylinders also have a relative position sensor used by our control systems when servo control is required.

Maximum working pressure: PN16
Material: stainless steel
Stream types: straight jet, flashover and wide angle spray
Stream adjustment: motorised
Supply: 24V CC
Head: cut teeth



Inlet	Regulated flow rate (lpm)	Working pressure (bar)	Dimensions (mm)	Weight (kg)	Ref.
1.5'' NST-NH female	from 500 to 1000	7	183 x 132 x 87	4,40	**19023**
2.5'' NST-NH female	from 1000 to 3000	7	228 x 167 x 130	6,51	**19063**
3.5'' NST-NH female	from 2000 to 6000	7	349 x 217 x 160	18,00	**30851**

POK France - ZI Les Guignons - 10400 Nogent-sur-Seine - FRANCE
Tel: +33 (0)3 25 39 84 78 - Fax: +33 (0)3 25 39 84 90 - Email: export@pok.fr - Web: www.pok.fr

Self educing diffuser, made of aluminium alloy



Our range of self-educing diffusers (2,000 or 3,000 lpm) is made of aluminium alloy for a PN16 use.
The aspiration is calibrated to 3 or 6% and is delivered with a pick-up tube. It is intended to be mounted at the output of our POK EasyDrive monitors. The monitoring of the stream shape is made using an electric jack equipped with two stop switches. The cylinders also have a relative position sensor used by our control systems when servo control is required.

Maximum working pressure: PN16
Material: aluminium alloy
Surface treatment: hard anodisation and polyester coating
Stream types: straight jet, flashover and wide angle spray
Stream adjustment: motorised
Supply: 24V CC
Suction percentage: 3 or 6%
Expansion rate: approx. x10



Inlet	Flow rate (lpm)	Working pressure (bar)	Dimensions (mm)	Weight (kg)	Ref.
2.5'' NST-NH female	2000	6	260 x 218 x 218	5,95	**22122**
2.5'' NST-NH female	3000	6	260 x 218 x 218	5,95	**22123**

Self educing diffuser with suction valve, made of aluminium alloy



Our self educing diffuser offers a flow rate of 4000 lpm at 10 bar.
Its suction valve allows the adjustment of the suction percentage of 0%, 3% or 6% for an expansion rate of x5.
It is meant to equip the monitors compatible with POK EasyDrive remote control technology.
The monitoring of the stream shape is done by means of an electric jack equipped with 2 stop switches. It is made of anodised aluminium alloy and is PN16.
The diffuser is delivered with its pick-up tube.

Maximum working pressure: PN16
Material: aluminium alloy
Surface treatment: hard anodisation and polyester coating
Stream types: straight jet, flashover and wide angle spray
Stream adjustment: motorised
Supply: 24V CC
Suction percentage: 0, 3 or 6%
Expansion rate: approx. x5



Inlet	Flow rate (lpm)	Working pressure (bar)	Dimensions (mm)	Weight (kg)	Ref.
3.5'' NST-NH female	4000	10	463 x 160 x 443	9,53	**40600**

Self educing diffuser, made of stainless steel and bronze



Our range of self-educing diffusers (2,000 or 3,000 lpm) is made of stainless steel and bronze for a PN16 use.
The aspiration is calibrated to 3 or 6% and is delivered with a pick-up tube. It is intended to be mounted at the output of our POK EasyDrive monitors. The monitoring of the stream shape is made using an electric jack equipped with two stop switches. The cylinders also have a relative position sensor used by our control systems when servo control is required.

Maximum working pressure: PN16
Material: stainless steel and bronze
Stream types: straight jet, flashover and wide angle spray
Stream adjustment: motorised
Supply: 24V CC
Suction percentage: 3 or 6%
Expansion rate: approx. x10



Inlet	Flow rate (lpm)	Working pressure (bar)	Dimensions (mm)	Weight (kg)	Ref.
2.5'' NST-NH female	2000	6	258 x 122 x 122	9,58	**22343**
2.5'' NST-NH female	3000	6	258 x 122 x 122	9,58	**22344**

The range of discharge head nozzles offers different possibilities of flow rate and stream pattern: wide angle, flat stream, water wall to adapt to the environment where it will be installed.

Discharge head nozzle made of aluminium



Maximum working pressure: PN16
Material: aluminium alloy
Surface treatment: hard anodisation

Inlet	Flow rate (lpm)	Working pressure (bar)	Dimensions (mm)	Weight (kg)	Ref.
3/4" BSP female	25	6	Ø35 x 60	0,136	**18824**
1" BSP male	30	6		0,151	**18825**
3/4" BSP male	35	5	Ø30 x 73	0,077	**23274**

Discharge head nozzle made of brass



Maximum working pressure: PN16
Material: brass

Inlet	Flow rate (lpm)	Working pressure (bar)	Dimensions (mm)	Weight (kg)	Ref.
1.25" BSP male	28	6	Ø16 x 26	0,021	**14865**
3/4" BSP male	50	6	Ø32 x 43	0,168	**15068**
3/4" BSP male	235	6	Ø37 x 49	0,223	**18867**

Discharge head nozzle made of brass, for protection of tanks with flammable liquids or gases



Maximum working pressure: PN16
Material: brass

Inlet	Flow rate (lpm)	Working pressure (bar)	Dimensions (mm)	Weight (kg)	Ref.
3/4" NPT male	30	6		0,36	**09212**

Deluge nozzle in bronze



Discharge head nozzle in bronze with an adjustable flow rate from 10 to 240 lpm, provides a water cone full of fine droplets.

Maximum working pressure: PN16
Material: brass

Inlet	Flow rate (lpm)	Working pressure (bar)	Dimensions (mm)	Weight (kg)	Ref.
1/2" NPT male	10 to 120 lpm	6 bar	Ø35 x 80	0,22	**28011**
3/4" NPT male	20 to 180 lpm	6 bar	Ø45 x 80	0,34	**28006**
1" NPT male	20 to 240 lpm	7 bar	Ø54 x 90	0,81	**34578**

POK France - ZI Les Guignons - 10400 Nogent-sur-Seine - FRANCE
Tel: +33 (0)3 25 39 84 78 - Fax: +33 (0)3 25 39 84 90 - Email: export@pok.fr - Web: www.pok.fr

Tips - Stacked and "gigogne"

Our range of stacked tips and "gigogne" tips are made of anodised aluminium. They allow several combinations to have the optimum outlet equipment, optimum according to flow rate and pressure at the branchpipe. This multitude of combinations will allow to have four jets gigogne branchpipe.

Stacked tips



Maximum working pressure: PN16
Material: aluminium alloy
Surface treatment: hard anodisation

Inlet	Waterway Ø		Dimensions (mm)	Weight (kg)	Ref.
	Inch	mm			
1'' NST-NH female	0.5''	12	Ø50 x 100	0,26	**01546**
1'' NST-NH female	0.625''	16	Ø50 x 100	0,25	**01612**
1'' NST-NH female	0.75''	19	Ø50 x 100	0,24	**01703**
1.5'' NST-NH female	0.5''	12	Ø60 x 110	0,36	**01566**
1.5'' NST-NH female	0.75''	19	Ø60 x 110	0,34	**01704**
1.5'' NST-NH female	15/16''	24	Ø60 x 110	0,33	**01537**
1.5'' NST-NH female	1''	25	Ø60 x 110	0,30	**01536**
1.5'' NST-NH female	1.25''	32	Ø60 x 110	0,25	**08947**
1.5'' NST-NH female	1.325''	35	Ø60 x 110	0,28	**08278**

Dual stacked tips "gigogne"



Maximum working pressure: PN16
Material: aluminium alloy
Surface treatment: hard anodisation

Inlet	Waterway Ø		Dimensions (mm)	Weight (kg)	Ref.
	Inch	mm			
1.5'' NST-NH female	15/16'' x 0.5''	24 x 12	Ø60 x 198	0,54	**01586**
1.5'' NST-NH female	1.125'' x 0.5''	28 x 12	Ø60 x 205	0,71	**08907**
1.5'' NST-NH female	1.25'' x 0.5''	32 x 12	Ø60 x 205		**08908**
1.5'' NST-NH female	1.125'' x 1''	28 x 25	Ø60 x 205		**08909**
1.5'' NST-NH female	1.25'' x 1''	32 x 25	Ø60 x 205	0,60	**08910**

Triple stacked tips "gigogne"



Maximum working pressure: PN16
Material: aluminium alloy
Surface treatment: hard anodisation

Inlet	Waterway Ø		Dimensions (mm)	Weight (kg)	Ref.
	Inch	mm			
1.5'' NST-NH female	1.25'' x 1.125'' x 1''	32 x 28 x 25	Ø60 x 300	0,94	**08911**

Quad stacked tips "gigogne"



Maximum working pressure: PN16
Material: aluminium alloy
Surface treatment: hard anodisation

Inlet	Waterway Ø		Dimensions (mm)	Weight (kg)	Ref.
	Inch	mm			
2.5'' NST-NH female	1.5'' x 1.25'' x 1.125'' x 1''	38 x 32 x 28 x 25	Ø107 x 429	1,63	**08283**
2.5'' NST-NH female	2'' x 1.75'' x 1.5'' x 1.325''	50 x 45 x 38 x 35			**08282**

Quad stacked tips "gigogne", with stream shaper of length 100mm



Maximum working pressure: PN16
Material: aluminium alloy
Surface treatment: hard anodisation

Inlet	Waterway Ø		Dimensions (mm)	Weight (kg)	Ref.
	Inch	mm			
2.5'' NST-NH female	1.5'' x 1.25'' x 1.125'' x 1''	38 x 32 x 28 x 25	Ø107 x 531	2,43	**08284**
2.5'' NST-NH female	2'' x 1.75'' x 1.5'' x 1.325''	50 x 45 x 38 x 35			**08286**

Stream shapers are made of hard anodised aluminium alloy PTFE impregnated. The stream shapers are anti-turbulence systems for improving the range of the equipment and reducing friction loss. Three to ten meters can be gained depending on the flow and pressure.

Stream shapers



Maximum working pressure: PN16
Material: aluminium alloy
Surface treatment: hard anodisation

Inlet	Outlet	Length (mm)	Dimensions (mm)	Weight (kg)	Ref.
1.5'' BSP male	1.5'' BSP male	150	Ø48 x 150	0,30	**09323**
1.5'' NST-NH female	1.5'' NST-NH male	215			**02318**
2.5'' BSP male	2.5'' BSP male	58	Ø75 x 58	0,24	**11376**
2.5'' BSP male	2.5'' BSP male	246	Ø75 x 246	0,80	**03187**
2.5'' NST-NH female	2.5'' NST-NH male	115	Ø107 x 120	0,78	**01396**
2.5'' NST-NH female	2.5'' NST-NH male	330			**02319**
3.5'' NST-NH female	3.5'' NST-NH male	152	Ø151 x 152	1,62	**21778**
3.5'' NST-NH female	3.5'' NST-NH male	326	Ø151 x 326	2,59	**17877**

Concentric reduction for hand nozzles



Maximum working pressure: PN16
Material: aluminium alloy
Surface treatment: hard anodisation

Inlet	Outlet	Length (mm)	Dimensions (mm)	Weight (kg)	Ref.
1.5'' NST-NH female	1'' NST-NH male	110	Ø60 x 110	0,28	**01592**
2.5'' NST-NH female	1.5'' NST-NH male	145	Ø107 x 145	0,70	**03452**
2.5'' NST-NH female	2" NST-NH male	160			**08285**



POK France - ZI Les Guignons - 10400 Nogent-sur-Seine - FRANCE
Tel: +33 (0)3 25 39 84 78 - Fax: +33 (0)3 25 39 84 90 - Email: export@pok.fr - Web: www.pok.fr

Water branchpipes made of aluminium



Straight jet branchpipe made of hard anodised aluminium alloy PTFE impregnated. This branchpipe is designed to be mounted on a monitor. The stacked tip is interchangeable to obtain the expected flow rate and range according to the situation.

Maximum working pressure: PN16
Material: aluminium alloy
Surface treatment: hard anodisation

Inlet	Flow rate (lpm)		Working pressure (bar)	Dimensions (mm)	Weight (kg)	Ref.
	Waterway Ø25 mm	Waterway Ø35 mm				
2.5'' BSP male	1000	2100	7	Ø88 x 471	1,84	**07755**
DSP DN65, with lock	1000	2100	7		2,10	**07409**
AR DN100, with lock	1000	2100	7		2,80	**01517**

Water branchpipe made of stainless steel with blabbermouth



Water branchpipes are designed to be mounted on monitor with 2.5" outlet. It allows a water/foam use at 1,400 lpm at 7 bar in marine or corrosive environment.

Maximum working pressure: PN16
Material: stainless steel
Blabbermouth adjustment: handwheel

Inlet	Flow rate (lpm)	Working pressure (bar)	Dimensions (mm)	Weight (kg)	Ref.
2.5'' BSP male	1400	7	725 x 265 x 77	4,83	**20247**



Branchpipes - Water-foam, ultra short "POWER FOAM"

''POWER FOAM'' water-foam branchpipe, without suction (patented)



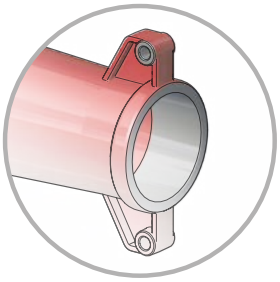

Holes for blabbermouth fixation

Patented system
POWER FOAM
Dimensions divided by 2

Maximum working pressure: PN16
Material: aluminium alloy
Surface treatment: polyester coating

Options: blabbermouth

The range of "POWER FOAM" water foam branchpipes without suction is made of anodised aluminium with red polyester coating. Its new foam production system (patented) allows a nonpareil expansion and range.

Inlet	Flow rate (lpm)	Working pressure	Range (m)	Dimensions (mm)	Weight (kg)	Ref.
2" BSP male	1000*	7	45	Ø86 x 315	1,43	**24174**
1.5" BSP female	1000*	7	45	Ø86 x 317	1,30	**24377**
2.5" BSP male	1500	7		Ø130 x 433	3,06	**23989**
2.5" BSP male	2000	7	60	Ø130 x 433	3,06	**24038**
2.5" BSP male	2400	7		Ø130 x 433	3,04	**28444**
2.5" BSP male	3000	7		Ø130 x 433	3,06	**27023**
3.5" NST-NH female	3000	7		604 x 214 x 157	6,12	**24042**
2.5" BSP male	4000	7		Ø130 x 443	3,05	**25947**
3.5" NST-NH female	4000	7		604 x 214 x 157	6,10	**24046**
3.5" NST-NH female	5000	7	75	604 x 214 x 157	6,10	**24169**
3.5" NST-NH female	6000	7	85	702 x 218 x 204	10,39	**24079**
3.5" NST-NH female	8000	7		702 x 218 x 204	10,36	**25422**

*800 lpm at 5 bar



''POWER FOAM'' self educing water-foam branchpipe (patented)



Patented system
POWER FOAM
Dimensions divided by 2

Maximum working pressure: PN16
Material: aluminium alloy
Surface treatment: polyester coating
Expansion rate: approx. x10
Suction percentage: from 0 to 6%
Suction hose supplied: YES

Options: blabbermouth

The self educing "POWER FOAM" water foam branchpipes is made of anodised aluminium with red polyester coating. Its new foam production system (patented) allows a nonpareil expansion and range.

Inlet	Suction coupling	Flow rate (lpm)	Working pressure (bar)	Dimensions (mm)	Weight (kg)	Ref.
2.5" BSP male	GFR DN20 male	2000	7	548 x 285 x 157	5,37	**29152**
3.5" NST-NH female	1.5" BSP male	4000	7	719 x 364 x 214	9,58	**29161**

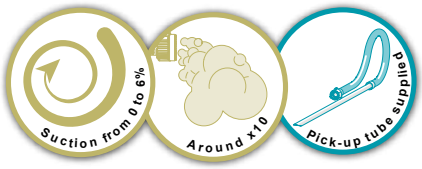

POK France - ZI Les Guignons - 10400 Nogent-sur-Seine - FRANCE
Tel: +33 (0)3 25 39 84 78 - Fax: +33 (0)3 25 39 84 90 - Email: export@pok.fr - Web: www.pok.fr

Branchpipes - Water-foam, ultra short "POWER FOAM"

Best characteristics
The majority of our branchpipes
POWER FOAM
are available with blabbermouth
Contact us for more information

"POWER FOAM" Low expansion water foam branchpipes with blabbermouth, without suction



Patented system
POWER FOAM
Dimensions divided by 2

Maximum working pressure: PN16
Material: aluminium alloy
Surface treatment: polyester coating
Blabbermouth adjustment: handwheel

The "POWER FOAM" water foam branchpipe with blabbermouth is made of anodised aluminium alloy with polyester coating. The flow rate is 5,000 lpm at 7 bar is equipped with blabbermouth.



Inlet	Flow rate (lpm)	Working pressure	Range (m)	Dimensions (mm)	Weight (kg)	Ref.
3.5" NST-NH female	5000	7	75	986 x 422 x 418	14,44	**25167**

Branchpipes - Water-foam, ultra-short "POWER FOAM" with blabbermouth, with suction



Patented system
POWER FOAM
Dimensions divided by 2

Maximum working pressure: PN16
Material: aluminium alloy
Surface treatment: hard anodisation and polyester coating
Expansion rate: approx. x10
Suction percentage: from 0 to 6%
Blabbermouth adjustment: handwheel
Suction hose supplied: YES

The "POWER FOAM" water foam branchpipe with blabbermouth is made of anodised aluminium alloy with polyester coating. Its flow rate is 10,000 lpm at 7 bar. A calibrated orifice allows a suction from 0% to 6% (according to request).



Inlet	Flow rate (lpm)	Working pressure (bar)	Range (m)	Dimensions (mm)	Weight (kg)	Ref.
Femelle 6" NST-NH	10000	7	90	1441 x 286 x 455	30,8	**29558**

Self educing "POWER FOAM" Low expansion water foam branchpipes with blabbermouth



Patented system
POWER FOAM
Dimensions divided by 2

Maximum working pressure: PN16
Material: aluminium alloy
Surface treatment: polyester coating
Expansion rate: approx. x10
Suction percentage: from 0 to 6%
Blabbermouth adjustment: handwheel
Suction hose supplied: YES

The "POWER FOAM" water foam branchpipe with blabbermouth is made of anodised aluminium alloy with polyester coating. The flow rate is 4,000 lpm at 7 bar is equipped with blabbermouth. This version is equipped with foam agent suction ajustable from 0% to 6%.



Inlet	Suction coupling	Flow rate (lpm)	Working pressure (bar)	Dimensions (mm)	Weight (kg)	Ref.
3.5" NST-NH female		4000	7			**29457**

Water foam branchpipe without suction



The range of water foam branchpipe without suction is made of anodised aluminium alloy with polyester coating. The flow rate is from 1,000 to 5,000 lpm. It is equipped with pressure gauge at the inlet, and is designed to be assembled on 2.5" monitor.

Maximum working pressure: PN16
Material: aluminium alloy
Surface treatment: polyester coating
Pressure gauge: YES

Options: blabbermouth



Inlet	Flow rate / Working pressure				Range (m)	Dimensions (mm)	Weight (kg)	Ref.
	lpm	Bar	GPM	PSI				
2.5" BSP male	1000	7			40	705 x 100 x 142	2,66	**18640**
2.5" NST-NH female			250	100	40	738 x 100 x 142	2,96	**08975**
2.5" BSP male	1500	7			45	705 x 100 x 142	2,64	**07754**
2.5" NST-NH female			400	100	45	738 x 100 x 142	2,94	**08976**
2.5" BSP male	2000	7			50	705 x 100 x 142	2,62	**07753**
2.5" NST-NH female			500	100	50	738 x 100 x 142	2,92	**08977**
2.5" NST-NH female			800	100	60	738 x 100 x 142	2,90	**08978**
2.5" BSP male	3000	7			60	705 x 100 x 142	2,60	**07752**
4" NST-NH female			1000	100	70	945 x 175 x 138	5,73	**08979**
4" NST-NH female			1350	100		945 x 175 x 138	5,71	**08980**
4" NST-NH female			2000	100		945 x 175 x 138	5,69	**08981**
4" BSP male	4000	7			70	898 x 170 x 64	5,15	**07750**
4" BSP male	5000	7				898 x 170 x 64	5,11	**07749**

Self educing water foam branchpipes



The self educing water foam branchpipes is made of anodised aluminium with red polyester coating. The flow rate is from 1,000 to 6,000 lpm. It is equipped with pressure gauge at the inlet, and delivered with suction tube.

Maximum working pressure: PN16
Material: aluminium alloy
Surface treatment: polyester coating
Expansion rate: approx. x10
Suction percentage: from 0 to 6%
Suction hose supplied: YES
Pressure gauge: YES

Options: blabbermouth



Inlet	Suction coupling	Flow rate / Working pressure				Range (m)	Dimensions (mm)	Weight (kg)	Ref.
		lpm	Bar	GPM	PSI				
2.5" BSP male	GFR DN20 male	1000	7			40	870 x 232 x 149	4,72	**18253**
2.5" NST-NH female	GFR DN20 male			250	100	40	894 x 232 x 149	4,94	**18285**
2.5" BSP male	GFR DN20 male	1500	7			45	870 x 232 x 149	4,63	**18261**
2.5" NST-NH female	GFR DN20 male			400	100	45	894 x 232 x 149	5,13	**18293**
2.5" BSP male	GFR DN20 male	2000	7			50	908 x 250 x 153	5,05	**19699**
2.5" NST-NH female	GFR DN20 male			500	100	50	932 x 250 x 153	5,27	**08969**
2.5" BSP male	GFR DN20 male	2400	7				908 x 250 x 153	4,99	**19703**
2.5" NST-NH female	GFR DN20 male			635	100		932 x 250 x 153	5,21	**08970**
2.5" BSP male		2700	7				908 x 250 x 153	5,06	**20721**
2.5" BSP male		3000	7			60			**07747**
4" NST-NH female				800	100	60			**08971**
4" BSP male	1.5" BSP male	4000	7			70	1213 x 301 x 187	9,96	**19867**
4" NST-NH female				1000	100	70		10,99	**08972**
4" BSP male	1.5" BSP male	5000	7				1213 x 301 x 187	9,90	**19871**
4" BSP male	1.5" BSP male	6000	7				1213 x 301 x 187	9,64	**19875**

POK France - ZI Les Guignons - 10400 Nogent-sur-Seine - FRANCE
Tel: +33 (0)3 25 39 84 78 - Fax: +33 (0)3 25 39 84 90 - Email: export@pok.fr - Web: www.pok.fr

Best characteristics
The majority of our branchpipes
WATER-FOAM
are available with a motorized blabbermouth
Contact us for more information

Self educing water foam branchpipes with blabbermouth



Maximum working pressure: PN16
Material: aluminium alloy
Surface treatment: polyester coating
Expansion rate: approx. x10
Suction percentage: from 0 to 6%
Blabbermouth adjustment: by lever
Suction hose supplied: YES

The water foam branchpipe 1,500 lpm at 7 bar with blabbermouth is made of anodised aluminium with red polyester coating. It is equipped with a multiposition blabbermouth, pressure gauge at the inlet and suction tube.

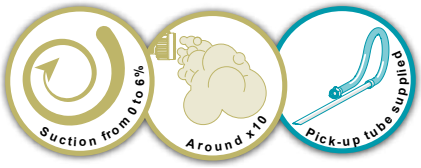

Inlet	Suction coupling	Flow rate (lpm)	Working pressure	Dimensions (mm)	Weight (kg)	Ref.
2.5" BSP male	GFR DN20 male	1500	7	1148 x 316 x 258	7,87	**18306**



Stainless steel "POWER FOAM" branchpipe without suction (patented)



The stainless steel "POWER FOAM" branchpipe without suction with flow rate from 500 to 11,000 lpm at 7 bar was designed for outside use and marine environment. They are designed to be mounted on 1.5" to 6" monitor.

Patented system
POWER FOAM
Dimensions divided by 2

Maximum working pressure: PN16
Material: stainless steel
Expansion rate: approx. x10

Options: blabbermouth

Inlet	Flow rate (lpm)	Working pressure (bar)	Dimensions (mm)	Weight (kg)	Ref.
1.5'' NST-NH female	500	7	Ø70 x 243	1,08	**25833**
2.5" NST-NH female	1000	7	Ø95 x 458	3,00	**24260**
2.5" NST-NH female	1200	7	Ø95 x 458	3,00	**24231**
2.5" NST-NH female	1500	7	Ø95 x 458	3,00	**24263**
6'' NST-NH female	6000	7	Ø240 x 845	16,26	**27841**
6'' NST-NH female	9000	7	Ø240 x 845	16,14	**27844**
6'' NST-NH female	11000	7	Ø240 x 845	16,00	**27847**



Stainless steel water foam branchpipe without suction



The stainless steel water foam branchpipe with flow rate from 1,000 lpm to 9,000 lpm at 7 bar have been specially designed for use in marine environment. It was designed to be mounted on 2.5" to 4" monitor.

Maximum working pressure: PN16
Material: stainless steel
Expansion rate: approx. x10

Options: blabbermouth

Inlet	Flow rate (lpm)	Working pressure (bar)	Dimensions (mm)	Weight (kg)	Ref.
2.5" BSP male	1000	7			**07763**
2.5" BSP male	1500	7			**07764**
2'' BSP male	1500	7			**18406**
2.5" BSP male	2000	7			**07765**
3'' BSP male	2350	7	Ø134 x 863	4,33	**15645**
2.5" BSP male	2800	7			**07766**
3'' BSP male	3800	7	Ø134 x 863	5,36	**15632**
3'' BSP male	4000	7			**18407**
Flange 4'' ASA150	9000	7	Ø228 x 1089	15,30	**13496**



Self educing water foam branchpipe in stainless steel



The self educing water foam branchpipe in stainless steel has a flow rate from 500 to 19,000 lpm at 7 bar. It is delivered with suction tube.

Maximum working pressure: PN16
Material: aluminium alloy
Surface treatment: polyester coating
Expansion rate: approx. x10
Suction percentage: from 0 to 6%
Suction hose supplied: YES

Options: blabbermouth

Inlet	Suction coupling	Flow rate (lpm)	Working pressure (bar)	Dimensions (mm)	Weight (kg)	Ref.
1.5'' NST-NH female	GFR DN20 male	500	12	688 x 115 x 60	2,57	**21686**
3'' BSP female	1'' BSP male	1400	7	782 x 123 x 110	4,76	**19955**
2.5" BSP male	1'' BSP male	1400	7	767 x 110 x 84	3,83	**20507**
2.5" BSP male	1.5'' BSP male	2000	7			**07768**
2.5" BSP male	1.5'' BSP male	2800	7	848 x 137 x 120	5,83	**22067**
2.5" BSP male	1.5'' BSP male	3000	7			**07769**
3'' BSP female	1.5'' BSP male	3000	7	874 x 122 x 110	5,26	**12873**
4'' BSP female	SG DN50	6000	7	1589 x 248 x 268	20,70	**15906**
Flange 4'' ASA150	Storz B/75	9000	7	1582 x 286 x 229	34,30	**15563**
6'' NST-NH female	SG DN65	11000	7			**38071**
Flange 6'' ASA150	**2x** Storz B/75	19000	7			**17348**
Flange DN150 PN16	**2x** Storz B/75	19000	7	1786 x 410 x 285	37,50	**17316**

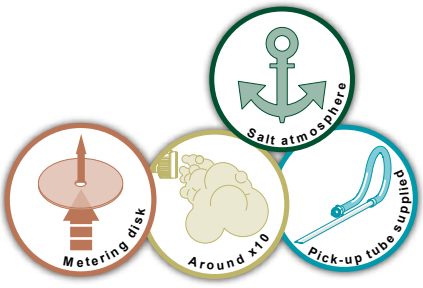

POK France - ZI Les Guignons - 10400 Nogent-sur-Seine - FRANCE
Tel: +33 (0)3 25 39 84 78 - Fax: +33 (0)3 25 39 84 90 - Email: export@pok.fr - Web: www.pok.fr



Self educing water foam branchpipe in stainless steel with blabbermouth



Maximum working pressure: PN16
Material: stainless steel
Expansion rate: approx. x10
Suction percentage: from 0 to 6%
Blabbermouth adjustment: handwheel
Suction hose supplied: YES

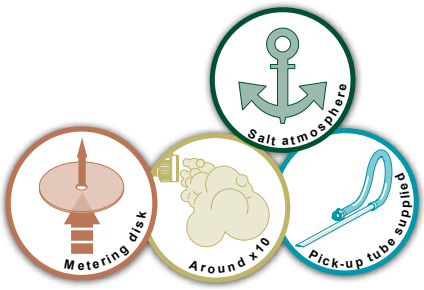

The self educing water foam branchpipe in stainless steel with blabbermouth was designed to be used in marine environment. It was designed to be mounted on monitor to offer several throwing possibilities of water or foam.

Inlet	Suction coupling	Flow rate (lpm)	Working pressure (bar)	Dimensions (mm)	Weight (kg)	Ref.
2.5" BSP male	1'' BSP male	1400	7	917 x 254 x 230	8,50	**21723**
2.5" BSP male	1.5'' BSP male	2000	7	921 x 254 x 230	8,30	**25521**

Best characteristics
The majority of our branchpipes
POWER FOAM
are available with blabbermouth
Contact us for more information

''POWER FOAM'' water-foam branchpipe with blabbermouth, without suction (patented)



Patented system
POWER FOAM
Dimensions divided by 2

Maximum working pressure: PN16
Material: aluminium alloy
Surface treatment: polyester coating
Blabbermouth adjustment: motorised
Supply: 24 V CC



The "POWER FOAM" patented water-foam branchpipes with blabbermouth is made entirely of aluminium alloy with polyester coating and anodised. It provides a flow rate from 5,000 to 15,000 lpm at 7 bar. The water-foam branchpipe is mounted in place of the diffuser. The detection of the connection is fully automatic and requires no user intervention. The monitoring of the disperser is made using the diffuser's joystick. The end of movement is done by detecting the intensity peaks.

Inlet	Flow rate (lpm)	Working pressure	Range (m)	Dimensions (mm)	Weight (kg)	Ref.
3.5" NST-NH female	5000	7	75	986 x 421 x 337	16	**25364**
6'' NST-NH female	10000	7		1367 x 286 x 413	27	**34031**
6" NST-NH female	15000	7		1367 x 286 x 413	27	**34840**

Self educing ''POWER FOAM'' water-foam branchpipe with blabbermouth (patented)



Patented system
POWER FOAM
Dimensions divided by 2

Maximum working pressure: PN16
Material: aluminium alloy
Surface treatment: polyester coating
Expansion rate: approx. x10
Suction percentage: from 0 to 6%
Blabbermouth adjustment: motorised
Supply: 24 V CC
Suction hose supplied: YES

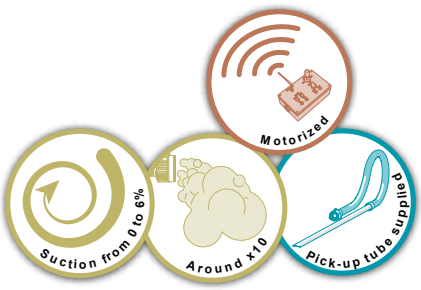

The self-educing "POWER FOAM" patented water-foam branchpipes with blabbermouth is made entirely of aluminium alloy with polyester coating and anodised. It provides a flow rate from 4,000 lpm at 7 bar. It is delivered with a pick-up tube.
The water-foam branchpipe is mounted in place of the diffuser. The detection of the connection is fully automatic and requires no user intervention. The monitoring of the disperser is made using the diffuser's joystick. The end of movement is done by detecting the intensity peaks.

Inlet	Inlet coupling	Flow rate (lpm)	Working pressure (bar)	Dimensions (mm)	Weight (kg)	Ref.
3.5" NST-NH female	1.5" BSP female	4000	7	1101 x 420 x 394	16	**29307**

POK France - ZI Les Guignons - 10400 Nogent-sur-Seine - FRANCE
Tel: +33 (0)3 25 39 84 78 - Fax: +33 (0)3 25 39 84 90 - Email: export@pok.fr - Web: www.pok.fr

Best characteristics
The majority of our branchpipes
WATER-FOAM
are available with a motorized blabbermouth
Contact us for more information

Water-foam branchpipe with blabbermouth, without suction (patented)



Patented system
POWER FOAM
Dimensions divided by 2

Maximum working pressure: PN16
Material: aluminium alloy
Surface treatment: hard anodisation and polyester coating
Expansion rate: approx. x10
Disperseur en nappe: YES
Blabbermouth adjustment: motorised

The 20,000 lpm water-foam branchpipe is designed entirely in aluminium alloy with a polyester coating.
It is equipped with a motorised blabbermouth entirely made of aluminium alloy.
It is provided with a male threaded inlet 8" BSP.

Inlet	Flow rate (lpm)	Working pressure (bar)	Dimensions (mm)	Weight (kg)	Ref.
8'' BSP male	20000	7	2304 x 446 x 568	52	**33529**



Self educing water-foam branchpipe with blabbermouth



Maximum working pressure: PN16
Material: aluminium alloy
Surface treatment: polyester coating
Expansion rate: approx. x10
Suction percentage: from 0 to 6%
Blabbermouth adjustment: motorised
Supply: 24 V CC
Suction hose supplied: YES

The self-educing water-foam branchpipes with blabbermouth is made entirely of aluminium alloy with polyester coating and anodised. It provides a flow rate of 4,000 lpm at 7 bar. It is delivered with a pick-up tube.
It is also provided with a control pressure gauge.
The water-foam branchpipe is mounted in place of the diffuser. The detection of the connection is fully automatic and requires no user intervention. The monitoring of the disperser is made using the diffuser's joystick. The end of movement is done by detecting the intensity peaks.

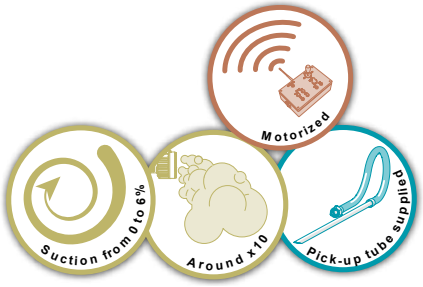

Inlet	Inlet coupling	Flow rate (lpm)	Working pressure (bar)	Dimensions (mm)	Weight (kg)	Ref.
3.5" NST-NH female		4000	7			**22377**

Selectable flow rate ''POWER FOAM'' water-foam branchpipe with blabbermouth (patented)

New design DUAL FLOW RATE motorized

Patented system POWER FOAM Dimensions divided by 2



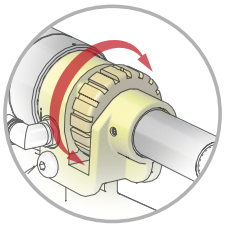

Spare handwheel for flow rate and blabbermouth adjustment

Maximum working pressure: PN16
Material: aluminium alloy
Surface treatment: hard anodisation and polyester coating
Expansion rate: approx. x10
Blabbermouth adjustment: motorised
Flow rate adjustment: motorised
Supply: 24V CC

Our "POWER FOAM" patented water-foam branchpipes are provided with a ''double-flow rate" 2,000-4,000 lpm at 7 bar and are equipped with a patented device developed by POK allowing a significant reduction of dimensions and an improvement of 30% of the hydraulic performances (reach 68 meters).
They offer the possibility to be equipped with a motorised disperser with handwheels.



Inlet	Flow rate (lpm)	Working pressure (bar)	Range (m)	Dimensions (mm)	Weight (kg)	Ref.
3.5'' NST-NH female	2000/4000	7	68	1079 x 268 x 286	15	**33936**

Selectable flow rate water-foam branchpipe, made in stainless steel

New design DUAL FLOW RATE motorized



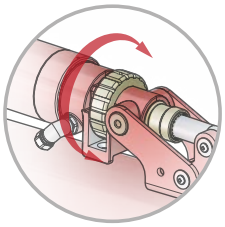

Spare handwheel for flow rate and blabbermouth adjustment

Maximum working pressure: 230 PSI
Material: stainless steel
Surface treatment: polyester coating
Expansion rate: approx. x10
Flow diverter adjustment: motorised
Flow rate adjustment: motorised
Supply: 24V CC

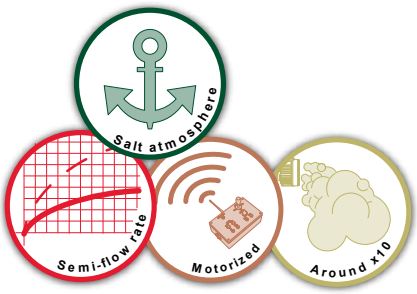

The stainless steel branchpipe without suction with flow rate from 5,000 to 20,000 lpm at 7 bar was designed for outside use and marine environment.
It is designed to be mounted on our 8" stainless steel monitor.
It offers the possibility to be equipped with a motorised flow diverter with handwheels.

Inlet	Flow rate (lpm)	Working pressure (bar)	Dimensions (cm)	Weight (kg	Ref.
8" BSP male	5000/20000	7	1006 x 238 x 345	40,82	**37681**

POK France - ZI Les Guignons - 10400 Nogent-sur-Seine - FRANCE
Tel: +33 (0)3 25 39 84 78 - Fax: +33 (0)3 25 39 84 90 - Email: export@pok.fr - Web: www.pok.fr

Selectable flow rate water-foam branchpipe without blabbermouth



Maximum working pressure: PN16
Material: aluminium alloy
Surface treatment: hard anodisation
Expansion rate: approx. x10
Flow rate adjustment: motorised
Supply: 24V CC
Pressure gauge: YES

Options: blabbermouth

The water-foam branchpipes is made entirely of aluminium alloy with polyester coating and anodised. It provides a flow rate from 3,000 to 6,000 or from 9,000 to 18,000 lpm at 7 bar. It comes with a control pressure gauge.
The water-foam branchpipe is mounted in place of the diffuser. The detection of the connection is fully automatic and requires no user intervention. The selection of the flowrate can be changed using the joystick of the transmitter.



Inlet	Flow rate (lpm)	Working pressure (bar)	Dimensions (mm)	Weight (kg)	Ref.
4'' BSP male	3000/6000	7	762 x 144 x 281	11	**24960**
8" BSP male	9000/18000	7	1754 x 390 x 390	48	**32054**

Selectable flow rate water-foam branchpipe with blabbermouth



Maximum working pressure: PN16
Material: aluminium alloy
Surface treatment: hard anodisation
Expansion rate: approx. x10
Flow rate adjustment: motorised
Blabbermouth adjustment: motorised
Supply: 24V CC

The water-foam branchpipe is made entirely of aluminium alloy with polyester coating and anodised. It provides a flow rate from 3,000 to 6,000 lpm or 5,000 to 10,000 lpm at 7 bar. They are provided with a motorised blabbermouth.
The water-foam branchpipe is mounted in place of the diffuser. The detection of the connection is fully automated and requires no user intervention. The monitoring of the disperser is made using the diffuser's joystick of the transmitter.



Inlet	Flow rate (lpm)	Working pressure (bar)	Dimensions (mm)	Weight (kg)	Ref.
3.5'' NST-NH female	3000/6000	7	1146 x 421 x 396	11	**23505**
6'' NST-NH male	5000/10000	7	1040 x 288 x 416	24	**37584**

Powder foam branchpipes (patented)





The powder foam branchpipes made of hard anodised aluminium alloy with polyester coating, combine two functions: powder branchpipe and foam branchpipe. The combination of the two devices operating simultaneously has the advantage of significantly improving the throw range of the powder nozzle and generates unsurpassed efficiency in extinguishing oil fires and is used by the French Navy.

Maximum working pressure: PN16
Material: aluminium alloy
Expansion rate: approx. x10

Options: blabbermouth



Inlet	Powder coupling	Foam flow rate (lpm)	Powder flow rate (kg/s)	Working pressure (bar)	Dimensions (mm)	Weight (kg)	Ref.
2.5'' BSP female	1.5" BSP female, swivel	2000	10 kg/s	7	748 x 130 x 177	5,979	**17294**
2.5'' NST-NH female		2000	10 kg/s	7		6,30	**18703**
2.5'' BSP female	1.5" BSP female, swivel	1200	10 kg/s	7	579 x 134 x 177	5,32	**19100**
2.5'' BSP female	1.5" BSP female, swivel	1500	10 kg/s	7	579 x 134 x 177	5,32	**20758**
2.5'' BSP female	1.5" BSP female, swivel	4000	10 kg/s	7	748 x 177 x 130	5,91	**21632**
3.5'' NST-NH female	Storz B/75, swivel	8000	20 kg/s	7	806 x 204 x 287	14,70	**21780**



POK France - ZI Les Guignons - 10400 Nogent-sur-Seine - FRANCE
Tel: +33 (0)3 25 39 84 78 - Fax: +33 (0)3 25 39 84 90 - Email: export@pok.fr - Web: www.pok.fr

These foam attachments are designed to equip our diffusers and are delivered assembled to allow easy and fast mounting. They are available in 3,000 lpm and 5,000 lpm, for low and medium expansion.

Maximum working pressure: PN16
Material: aluminium alloy
Surface treatment: polyester coating

Low and medium foam attachment 3000 lpm



Description	Weight (kg)	Ref.
Foam attachment medium expansion 3000 lpm	3,88	**15542**
Foam attachment low expansion 3000 lpm	2,98	**15544**

Low and medium foam attachment 5000 lpm



Description	Weight (kg)	Ref.
Foam attachment low expansion 5000 lpm	5,60	**20295**









Towable trailers

Towable remote controlled monitors.....192
Towable foam units.....198

English catalogue - Rev F - 01/2017 - Illustrations are only informative

Trailer type ''Delta'' with Primator





Material: aluminium alloy and steel
Max. weight on axle tree: 500 kg
Wheels dimensions: 145 70 R13
"Jockey" wheel type: With collar
Stands: 4x 200kg
Road signalling: traffic signal
Connection: normalized connector ISO 11446 - 7 pins
Options: monitor, outlet equipment, dimensions, number of inlets









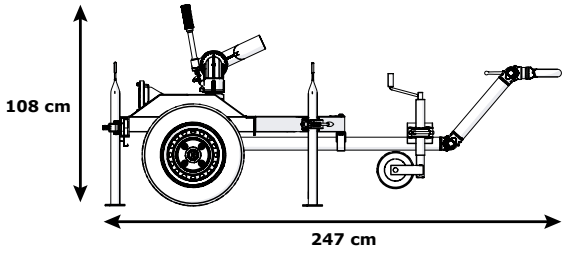

"Primator" monitor made in aluminium alloy on Delta trailer made in aluminium. This trailer is equipped with ajustable draught beam, four stabilising legs, sign plates and a jockey wheel. The monitor is equipped at the inlet with a thread 4" BSP male and can have a 2.5" equipment at the outlet.

Inlet	Outlet	Pipe (mm)	Dimensions (cm)	Weight (kg)	Ref.
4'' BSP Male	2.5'' BSP female	80	247 x 140 x 108		**15070**

POK France - ZI Les Guignons - 10400 Nogent-sur-Seine - FRANCE
Tel: +33 (0)3 25 39 84 78 - Fax: +33 (0)3 25 39 84 90 - Email: export@pok.fr - Web: www.pok.fr

Trailer type 'Square 3000'' with Primator





Material: aluminium alloy and steel
Max. weight on axle tree: 500 kg
Wheels dimensions: 145 70 R13
"Jockey" wheel type: With collar
Stands: 4x 200kg
Road signalling: traffic signal
Connection: normalized connector ISO 11446 - 7 pins
Options: monitor, outlet equipment, dimensions, number of inlets









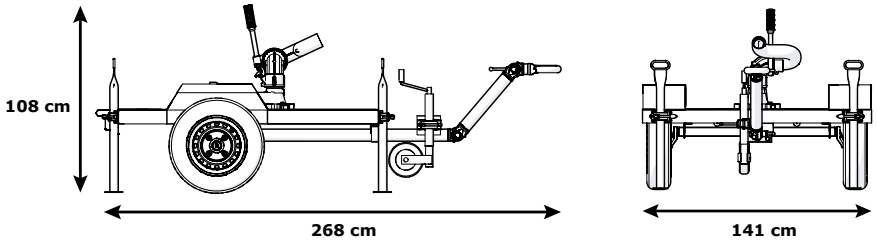

"Primator" monitor nozzle made in aluminium on Square trailer made in aluminium. This trailer is equipped with ajustable draught beam, four stabilising legs, sign plates and a jockey wheel. The monitor is equipped at the inlet by thread 4" BSP male and can have a 2.5" equipment at the outlet. The platform of this trailer offers good stability on the floor for irregular surfaces.

Inlet	Outlet	Pipe diameter (mm)	Dimensions (cm)	Weight (kg)	Ref.
4'' BSP Male	2.5'' BSP Female	80	268 x 141 x 108		**14102**

Trailer type ''4000'' with Minotor



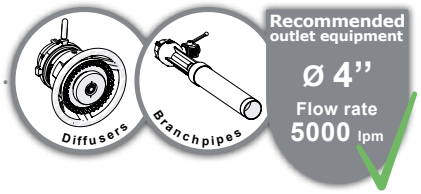

Material: aluminium alloy and steel
Max. weight on axle tree: 750 kg
Wheels dimensions: 145 80 R13
Brake on axle tree: YES
Park brake: YES
"Jockey" wheel type: With collar
Stands: 4x 800kg
Road signalling: traffic signal
Connection: normalized connector ISO 11446 - 7 pins
Storage box: YES

Options: monitor, outlet equipment, dimensions, number of inlets

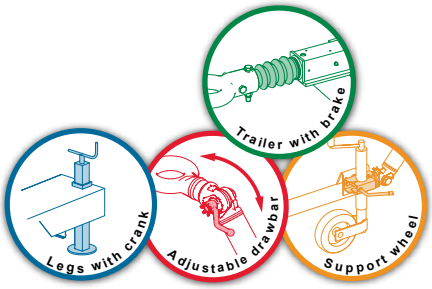







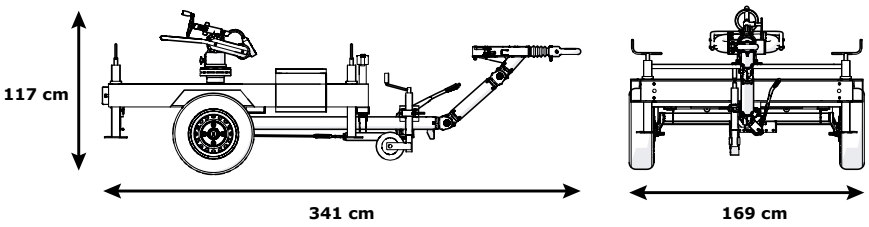

"Minotor" monitor nozzle 5000 made in aluminium alloy, on a trailer made in aluminium. This trailer is equipped with ajustable draught beam, four ajustable stabilising legs with crank handle, lights, a jockey wheel and a storage box. The monitor is supplied by four threads 2.5" BSP male with non return valve, or two threads 4" BSP male at the inlet. Flow rate is 5,000 lpm at 7 bar.

Inlets	Outlet	Pipe diameter (mm)	Dimensions (cm)	Weight (kg)	Ref.
4x 2.5'' BSP male	4'' BSP female	100	341 x 169 x 117		**13955**

POK France - ZI Les Guignons - 10400 Nogent-sur-Seine - FRANCE
Tel: +33 (0)3 25 39 84 78 - Fax: +33 (0)3 25 39 84 90 - Email: export@pok.fr - Web: www.pok.fr

Trailer type ''9000'' with Gearator





Material: aluminium alloy and steel
Max. weight on axle tree: 2x 1300kg
Wheels dimensions: 165 R14C
Brake on axle tree: YES
Park brake: YES
"Jockey" wheel type: retractable
Stands: 4x 1000kg
Road signalling: traffic signal
Connection: normalized connector ISO 11446 - 13 pins

Storage box: YES

Options: monitor, outlet equipment, dimensions, number of inlets

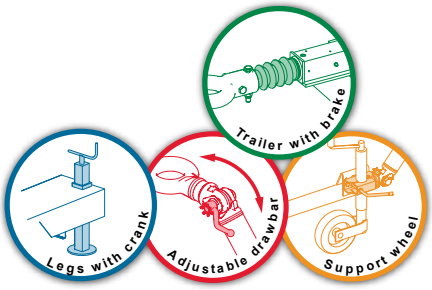

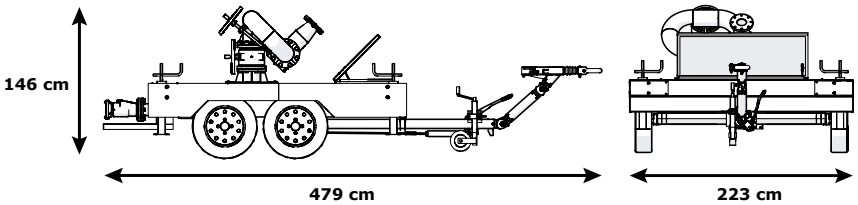





"Gearator" monitor 9000 made in stainless steel on a double axle trailer with brake, trailer made in aluminium. This trailer is equipped with ajustable draught beam, four ajustable stabilising legs with crank handle, lights, a jockey wheel and a storage box. The monitor is supplied by four threads 4" BSP female with non return valve at the inlet. Flow rate is 15,000 lpm at 7 bar.

Inlets	Outlet	Pipe diameter (mm)	Dimensions (cm)	Weight (kg)	Ref.
4x 4'' BSP female	Flange 6'' ASA150	150	479 x 223 x 146		**15278**

Trailer type ''15000'' with Dicodoplus

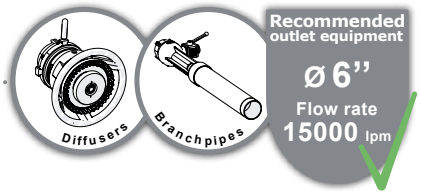



Material: aluminium alloy and steel
Max. weight on axle tree: 2500kg
Wheels dimensions: 225 75 R16
Brake on axle tree: YES
Park brake: YES
"Jockey" wheel type: retractable
Stands: 4x 1000kg
Road signalling: traffic signal
Connection: normalized connector ISO 11446 - 13 pins

Storage box: YES

Options: monitor, outlet equipment, dimensions, number of inlets









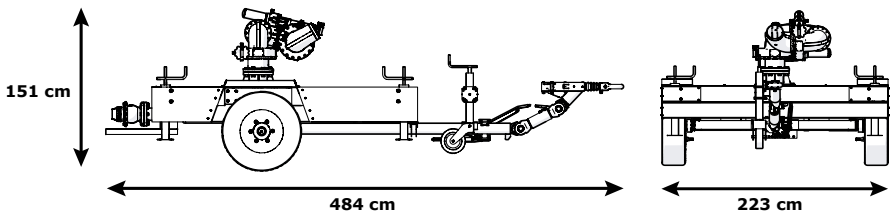

"Dicodoplus" motorised monitor made in aluminium on a single axle trailer with brake, trailer made in aluminium. This trailer is equipped with ajustable draught beam, four ajustable stabilising legs with crank handle, lights, a jockey wheel and a storage box. The monitor is supplied by four threads 4" BSP female with non return valve at the inlet. Flow rate is from 10,000 to 15,000 lpm.

Inlets	Outlet	Pipe diameter (mm)	Dimensions (cm)	Weight (kg)	Ref.
4x 4'' BSP female	6'' BSP male	150	484 x 223 x 151		**34188**

POK France - ZI Les Guignons - 10400 Nogent-sur-Seine - FRANCE
Tel: +33 (0)3 25 39 84 78 - Fax: +33 (0)3 25 39 84 90 - Email: export@pok.fr - Web: www.pok.fr

Trailer type ''30000'' with monitor DN200

High flow rate
Up to 30 000 liters per minute

Recommended outlet equipment
ø 8''
Flow rate 30000 lpm





Material: aluminium alloy and steel
Max. weight on axle tree: 2x 1600 kg
Brake on axle tree: YES
Park brake: YES
"Jockey" wheel type: retractable
Stands: 4x 10t
Road signalling: traffic signal
Connection: normalized connector ISO 11446 - 13 pins

Ballast: 1300 L
Flush: YES

Options: monitor, outlet equipment, dimensions, number of inlets

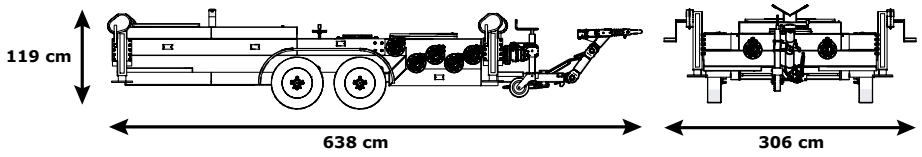

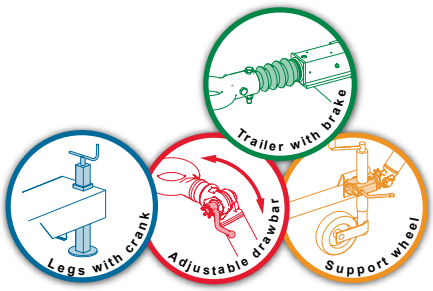

DN200 motorised monitor made in aluminium on a double axle trailer with brake, trailer made in aluminium. This trailer is equipped with ajustable draught beam, four ajustable stabilising legs with crank handle, lights, a jockey wheel and two storage boxes. The monitor is supplied by twelve threads 4" BSP male with non return valve at the inlet. Flow rate is up to 30,000 lpm.

Inlets	Outlet	Pipe diameter (mm)	Dimensions (cm)	Weight (kg)	Ref.
12x 4'' BSP male	8'' BSP female	200	638 x 306 x 119		**34901**

Trailer type ''Tank 2x150L'' with Primator

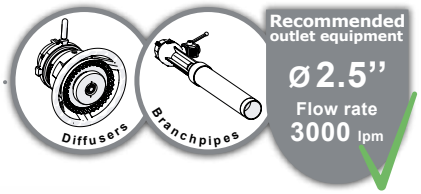



Material: aluminium alloy and steel
Tank material: polyester
Max. weight on axle tree: 500 kg
Tank capacity: 2x 150 L
Wheels dimensions: 145 70 R13
"Jockey" wheel type: retractable
Stands: 4x 200kg
Road signalling: traffic signal
Connection: normalized connector ISO 11446 - 7 pins
Options: monitor, outlet equipment, dimensions, number of inlets

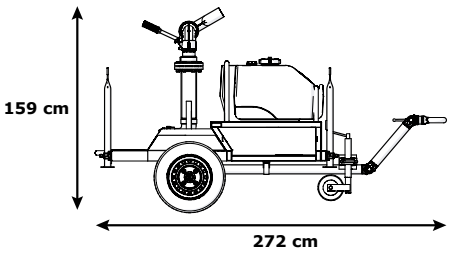

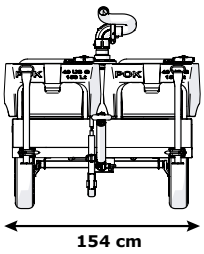





"Primator" monitor nozzle made in aluminium alloy on a trailer made in aluminium. This trailer is equipped with ajustable draught beam, four stabilising legs, lights, a jockey wheel, and two tanks of 150 liters made of polyethylene. The monitor is equipped at the inlet a single thread 4" BSP male and can have a 2.5" equipment at the outlet.

Inlet	Outlet	Pipe diameter (mm)	Dimensions (cm)	Weight (kg)	Ref.
4" BSP male	2.5'' BSP female	80	272 x 154 x 159		**15107**

POK France - ZI Les Guignons - 10400 Nogent-sur-Seine - FRANCE
Tel: +33 (0)3 25 39 84 78 - Fax: +33 (0)3 25 39 84 90 - Email: export@pok.fr - Web: www.pok.fr

Trailer type 'Tank 500L''



Material: aluminium alloy and steel
Tank material: polyester
Max. weight on axle tree: 900 kg
Tank capacity: 500 L
Wheels dimensions: 165 70 R13
Brake on axle tree: YES
Park brake: YES
"Jockey" wheel type: retractable
Road signalling: traffic signal
Connection: normalized connector ISO 11446 - 13 pins

Storage box: YES
Flush: YES

Options: monitor, outlet equipment, dimensions, number of inlets

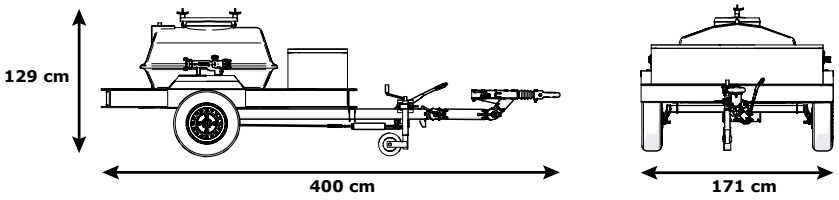

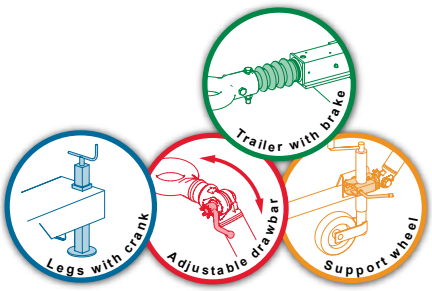



Trailer made in aluminium alloy single axle trailer with brake, draught beam, lights, a jockey wheel, and a polyester tank of 500 liters with manhole and gauge. This towable unit is also equipped with two mixy eductors and a storage box.

Dimensions (cm)	Weight (kg)	Ref.
400 x 171 x 129		**28107**

Trailer type ''Tank 1000L'' with Minotor

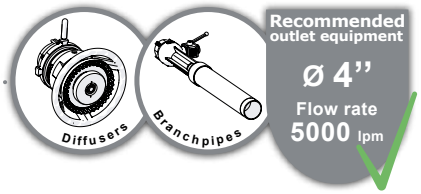



Material: aluminium alloy and steel
Tank material: polyester
Max. weight on axle tree: 1600 kg
Tank capacity: 1000L
Wheels dimensions: 185 R 14 C
Brake on axle tree: YES
Park brake: YES
"Jockey" wheel type: retractable
Stands: 4x 800kg
Road signalling: traffic signal
Connection: normalized connector ISO 11446 - 13 pins

Storage box: YES
Flush: YES

Options: monitor, outlet equipment, dimensions, number of inlets

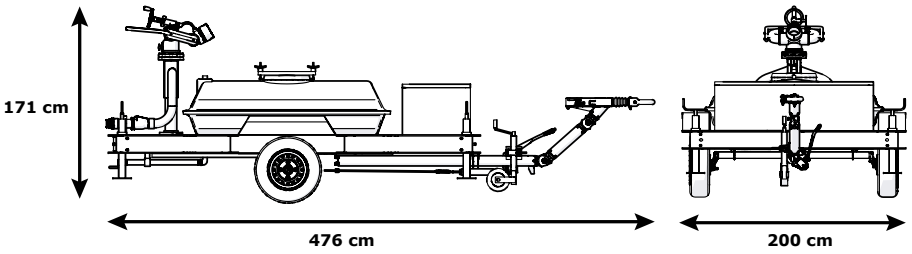



"Minotor" monitor 5000 made in aluminium on a single axle trailer with brake, trailer made in aluminium. This trailer is equipped with ajustable draught beam, four ajustable stabilising legs with crank handle, lights, a jockey wheel, a storage box, and a polyester tank of 1000 liters with manhole and gauge. The monitor is supplied by four threads 2.5" BSP male with non return valve, or two threads 4" BSP male at the inlet, and can have a 4" equipment at the outlet.



Inlets	Outlet	Pipe diameter (mm)	Dimensions (cm)	Weight (kg)	Ref.
4x 2.5'' BSP male	4'' BSP female	100	476 x 200 x 171		**14384**

POK France - ZI Les Guignons - 10400 Nogent-sur-Seine - FRANCE
Tel: +33 (0)3 25 39 84 78 - Fax: +33 (0)3 25 39 84 90 - Email: export@pok.fr - Web: www.pok.fr

Trailer type ''Tank 1500L'' with Minotor

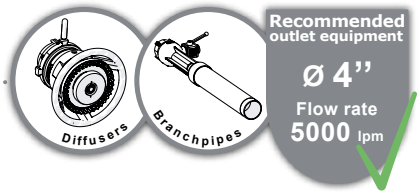



Material: aluminium alloy and steel
Tank material: polyester
Max. weight on axle tree: 2x 1300 kg
Tank capacity: 1500L
Wheels dimensions: 165 R14C
Brake on axle tree: YES
Ferin de parking: YES
"Jockey" wheel type: retractable
Stands: 4x 800kg
Road signalling: traffic signal
Connection: normalized connector ISO 11446 - 13 pins

Storage box: YES
Flush: YES

Options: monitor, outlet equipment, dimensions, number of inlets

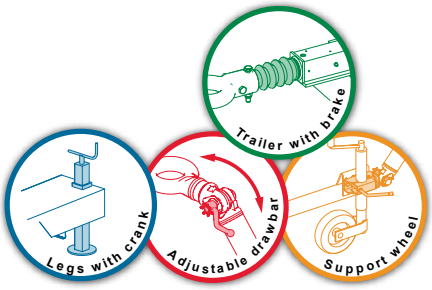

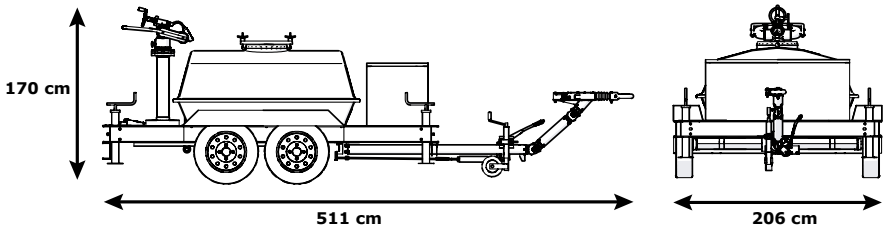





"Minotor" monitor 5000 made in aluminium on a double axle trailer with brake, trailer made in aluminium. This trailer is equipped with ajustable draught beam, four ajustable stabilising legs with crank handle, lights, a jockey wheel, a storage box, and a polyester tank of 1500 liters with manhole and gauge. The monitor is supplied by four threads 2.5" BSP male with non return valve, or two threads 4" BSP male at the inlet, and can have a 4" equipment at the outlet.

Inlets	Outlet	Pipe diameter (mm)	Dimensions (cm)	Weight (kg)	Ref.
2x 4'' BSP male	4'' BSP female	100	511 x 206 x 170		**15026**

Trailer type 'Tank 2000L'' with LMP80

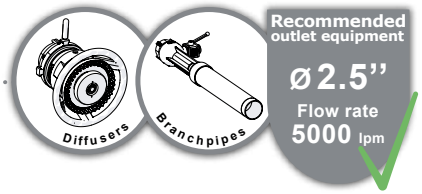



Material: aluminium alloy and steel
Tank material: polyester
Max. weight on axle tree: 2x 1300kg
Tank capacity: 2000L
Wheels dimensions: 165 R14C
Brake on axle tree: YES
Park brake: YES
"Jockey" wheel type: retractable with collar
Stands: 4x 800kg
Road signalling: traffic signal
Connection: normalized connector ISO 11446 - 13 pins

Storage box: YES
Flush: YES

Options: monitor, outlet equipment, dimensions, number of inlets

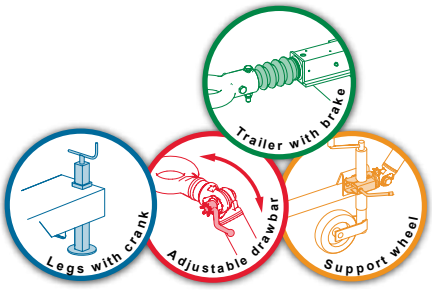





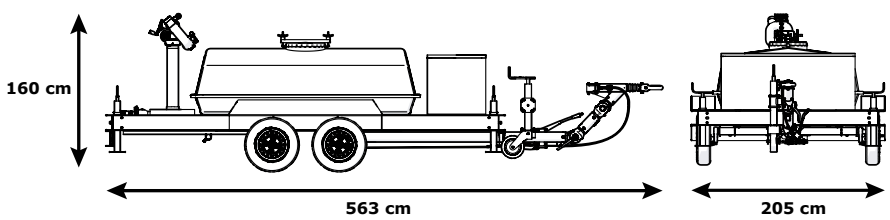



"LMP80" monitor made in aluminium on a double axle trailer with brake, trailer made in aluminium. This trailer is equipped with ajustable draught beam, four ajustable stabilising legs with crank handle, lights, a jockey wheel, a storage box, and a polyester tank of 2000 liters with manhole and gauge. The monitor is supplied by two threads 4" BSP male with non return valve at the inlet, and can have a 2.5" equipment at the outlet.

Inlets	Outlet	Pipe diameter (mm)	Dimensions (cm)	Weight (kg)	Ref.
2x 4'' BSP male	2.5'' BSP male	80	563 x 205 x 1600		**15352**

POK France - ZI Les Guignons - 10400 Nogent-sur-Seine - FRANCE
Tel: +33 (0)3 25 39 84 78 - Fax: +33 (0)3 25 39 84 90 - Email: export@pok.fr - Web: www.pok.fr





Foam equipment

Eductors....204
Eductors - Accessories....215
Eductors - High volume....217
Self-educing attachments....218
Branchpipes - Low expansion foam....219
Hand nozzles - Low expansion foam....223
Hand nozzles - Dual expansion foam....225
Branchpipes - Medium expansion foam....226
Hand nozzles - Medium expansion foam....229
Foam units - Portable....230
Foam units - Mobile....232
Hand nozzles - Pok foam ''QST''....233
Hand nozzles - Long range water and air under pressure....236
Hand nozzles - Powder-foam....237
Eductors - Powder....238
Hand nozzles - Powder....238
Foam generators - Portable high expansion....239
Foam generators - Fixed high expansion....242
Foam chambers....243
Foam chambers....244
Foam generators - Back-pressure....245
Discharge heads - Foam....246

English catalogue - Rev F - 01/2017 - Illustrations are only informative

Our range of eductors are made in aluminium alloy of first fusion and with heat treatment, red polyester coating or hard anodisation, in bronze or stainless steel, well adapted for a corrosive environment.

All our eductors are equipped with couplings that conform to international norms:

Norm for the BSP threads of dividing breechings

Conform to the norm NF E 03-005 (ISO R 228)

Norm for the DSP couplings

Conform to the norm NF S 61-701

Norm for Storz couplings

Conform to the norm DIN 14 355

Norm for NST-NH threads

Conform to the norm NFPA 1963

The foam eductors operate according to the Venturi principle and use the pressure created by the water to suction out a specific quantity of foam concentrate. Most of the types of eductors are therefore assembled between the water supply and the foam equipment, according to the schematic below.

The performance of the system will depend on the good use of the equipment according to requirements specific to each equipment. The inductors should be positioned such that there is about one meter of straight hose between water supply and the eductor and an other meter of straight hose between eductor and the foam equipment. It is important to get an eductor that is adapted to the foam equipment, to take into account the pressure loss in the hoses and to forsee a pump that is powerful enough to get the right pressure at the inlet of the eductor and at the inlet of the foam equipment. The pressure loss between in and outlet of the eductor is 35 or 40%, depending on the model. The pressure loss in the hose between eductor and nozzle is function of the length of the hose and its diameter.

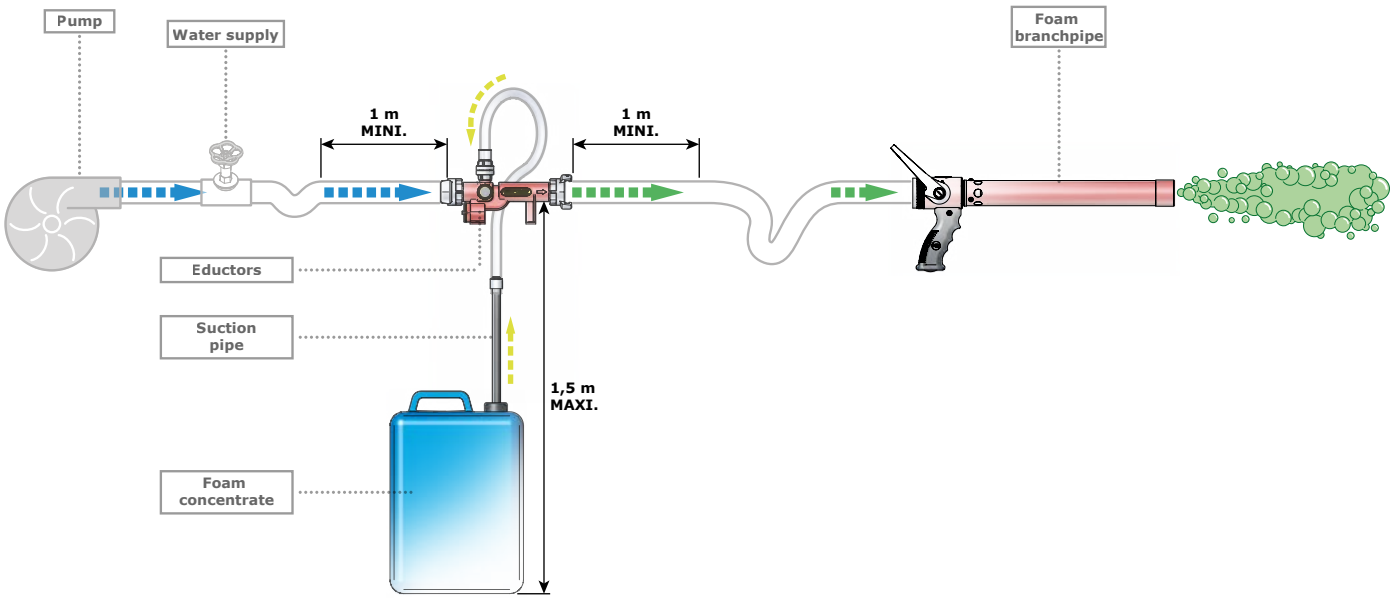



POK France - ZI Les Guignons - 10400 Nogent-sur-Seine - FRANCE
Tel: +33 (0)3 25 39 84 78 - Fax: +33 (0)3 25 39 84 90 - Email: export@pok.fr - Web: www.pok.fr

''ULTRA-FOAM'' eductors without bypass with calibrated orifices

Compatibility
Equipment can be delivered with threads
NST/NH (NFPA 1963), BSP (ISO R 228) or standardised couplings

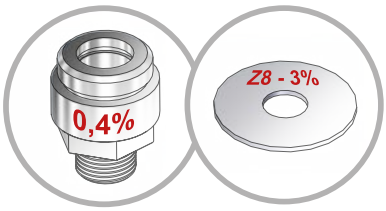

Calibrated orifices are supplied as standard and allow a precise foam concentrate percentage while having a non-return valve function.
The suction percentages are: 0,4%, 1%, 3% or 6% depending on your requirement.





As an option, eductors can be equipped with metering devices to mount instead of calibrated orifices to allow to change the setting of the percentage during use, and having a non-return valve function.

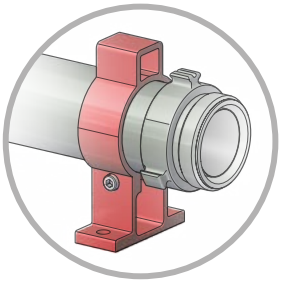

Other option: the foot in aluminium alloy for the 2.5" eductor model

Maximum working pressure: PN16
Material: aluminium alloy
Surface treatment: hard anodisation
Body type: cut into bars
Non-return valve: yes
Pressure loss: 40%
Supplied with pick-up tube: yes

Options: metering device, fixation foot



Our range of ''ULTRA-FOAM'' eductors without bypass is made entirely in aluminium alloy hard anodised. Easy to use, the dosage is done using calibrated orifices (0.4%, 1%, 3% and 6% or 0.4%, 1% and 3%) that have a non-return valve function.
Our ultra-foam eductors are easily dismantled for a better cleaning and maintenance. Our range of eductors has flow rates from 35 to 750 lpm and various possible connections: threaded BSP or NST-NH, or standardised couplings.
Every product is furnished with a pick-up tube and a suction pipe.

Inlet	Outlet	Suction percentage adjustment	Flow rate / Working pressure				Dimensions (mm)	Weight (kg)	Ref.
			lpm	Bar	GPM	PSI			
1" NST-NH female	1" NST-NH male	0,4%, 1%, 3%, 6%	35	10	10	200	151 x 88 x 62	0,68	**13117**
1" NST-NH female	1" NST-NH male	0,4%, 1%, 3%, 6%	75	10	20	200	151 x 88 x 62	0,68	**12096**
1" NST-NH female	1" NST-NH male	0,4%, 1%, 3%, 6%	150	10	40	200	151 x 88 x 62	0,68	**13118**
1.5" NST-NH female	1.5" NST-NH male	0,4%, 1%, 3%, 6%	200	10	60	200	205 x 98 x 78	1,28	**12094**
1.5" NST-NH female	1.5" NST-NH male	0,4%, 1%, 3%	300	10	95	200	205 x 98 x 78	1,28	**13119**
1.5" NST-NH female	1.5" NST-NH male	0,4%, 1%, 3%	400	10	125	200	205 x 98 x 78	1,28	**13120**
2.5" NST-NH female	2.5" NST-NH male	0,4%, 1%, 3%, 6%	750	10	200	200	422 x 142 x 107	3,24	**25702**

''ULTRA-FOAM'' eductors without bypass, in bronze, with calibrated orifices



Homologation Nato #4210-21-891-1203

Maximum working pressure: PN16
Material: bronze
Surface treatment: untreated
Non-return valve: yes
Supplied with pick-up tube: yes

Equips the ''US Coast Guard''
Equips the Canadian Navy

These ''ULTRA-FOAM'' eductors without bypass are made entirely in bronze for a saline environment. The regulation of dosage is obtained by calibrated orifices having the function of non-return valve.
Our ultra-foam eductors are easily dismantled for a better cleaning and maintenance.
Every product is furnished with a pick up tube and a suction pipe.



Inlet	Outlet	Flow rate / Working pressure				Dimensions (mm)	Weight (kg)	Ref.
		lpm	Bar	GPM	PSI			
1.5'' NPSH female	1.5'' NPSH male	225	10	60	200	290 x 62 x 128	2,35	**21867**
1.5'' NPSH female	1.5'' NPSH male			90	200	290 x 62 x 128	2,35	**21871**

''ULTRA-FOAM'' eductors without bypass, in bronze, with metering device



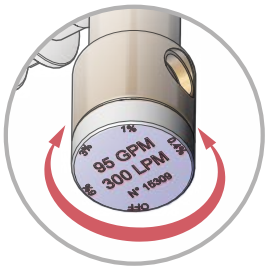

Adjustment of dosage done via the indexed metering device

Maximum working pressure: PN16
Material: bronze and stainless steel
Surface treatment: untreated
Suction percentage: 0.4, 1, 3 and 6%
Non-return valve: yes
Supplied with pick-up tube: yes

Equips the Italian Navy

These ''ULTRA-FOAM'' eductors without bypass are made entirely in bronze for a saline environment. The regulation of dosage during operation is obtained thanks to an indexed metering device.
Our ultra-foam eductors are easily dismantled for a better cleaning and maintenance.
Every product is furnished with a pick up tube and a suction pipe.



Inlet	Outlet	Suction percentage adjustment	Flow rate / Working pressure				Dimensions (mm)	Weight (kg)	Ref.
			lpm	Bar	GPM	PSI			
M56 x 400 female (UNI 811)	M56 x 400 male (UNI 810)	0,4%, 1%, 3%, 6%	360	10	95	200	301 x 75 x 181	3,00	**21875**



POK France - ZI Les Guignons - 10400 Nogent-sur-Seine - FRANCE
Tel: +33 (0)3 25 39 84 78 - Fax: +33 (0)3 25 39 84 90 - Email: export@pok.fr - Web: www.pok.fr

''ULTRA-LIGHT'' eductors with bypass and calibrated orifices

Compatibility
Equipment can be delivered with threads
NST/NH (NFPA 1963), BSP (ISO R 228) or standardised couplings



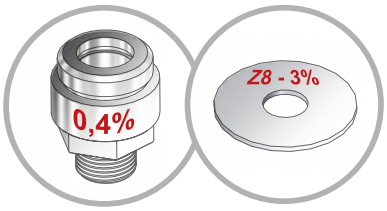

Calibrated orifices are supplied as standard and allow a precise foam concentrate percentage while having a non-return valve function.
The suction percentages are: 0,4%, 1%, 3% or 6% depending on your requirement.



As an option, eductors can be equipped with metering devices to mount instead of calibrated orifices to allow to change the setting of the percentage during use, and having a non-return valve function.

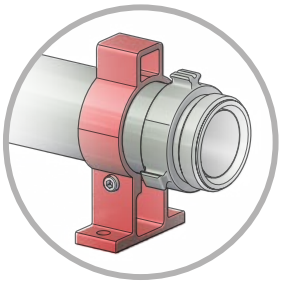

Other option: the foot in aluminium alloy for the 2.5" eductor model

Maximum working pressure: PN16
Material: aluminium alloy
Surface treatment: hard anodisation
Body type: cut into bars
Non-return valve: yes
Pressure loss: 40%
Supplied with pick-up tube: yes

Options: metering device, fixation foot.

Our range of ''ULTRA-LIGHT'' eductors with bypass is made entirely in aluminium alloy hard anodised. Our eductors are mounted in front of nozzles for operation with water or foam.
The removable non-return valve with calibrated orifices allow for a dosage of 0.4, 1, 3 and 6%.
Our range of eductors are used with flow rates from 200 to 800 lpm and various possible connections: threaded BSP or NST-NH or standardised couplings.
Every product is furnished with a pick up tube and a suction pipe.

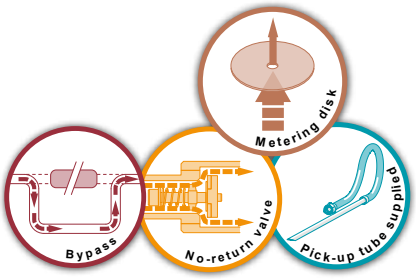

Inlet	Outlet	Suction percentage adjustment	Flow rate / Working pressure				Dimensions (mm)	Weight (kg)	Ref.
			lpm	Bar	GPM	PSI			
1.5" NST-NH female	1.5" NST-NH male	0,4%, 1%, 3%, 6%	200	10	60	200	159 x 100 x 75	0,99	**09949**
1.5" BSP female	1.5" BSP male	0,4%, 1%, 3%, 6%	200	10	60	200	159 x 100 x 75	0,99	**09949. BSP**
1.5" NST-NH female	1.5" NST-NH male	0,4%, 1%, 3%, 6%	300	10	95	200	159 x 100 x 75	0,99	**09950**
1.5" BSP female	1.5" BSP male	0,4%, 1%, 3%, 6%	300	10	95	200	159 x 100 x 75	0,99	**09950. BSP**
1.5" NST-NH female	1.5" NST-NH male	0,4%, 1%, 3%, 6%	400	10	125	200	159 x 100 x 75	0,99	**09951**
1.5" BSP female	1.5" BSP male	0,4%, 1%, 3%, 6%	400	10	125	200	159 x 100 x 75	0,99	**09951. BSP**
2.5" NST-NH female	2.5" NST-NH male	0,4%, 1%, 3%, 6%	750	10	200	200	271 x 142 x 108	2,28	**08918**
2.5" NST-NH female	2.5" NST-NH male	0,4%, 1%, 3%, 6%	800	10	200	200	271 x 142 x 108	2,28	**12483**
2.5" BSP female	2.5" BSP male	0,4%, 1%, 3%, 6%	800	10	250	200	271 x 142 x 108	2,28	**12481**
2.5" BSP male	2.5" BSP male	0,4%, 1%, 3%, 6%	800	10	250	200	271 x 142 x 108	2,08	**24485**

Eductors ''MIXY EDUCTOR'' in aluminium alloy with metering device

With control valve and metering device



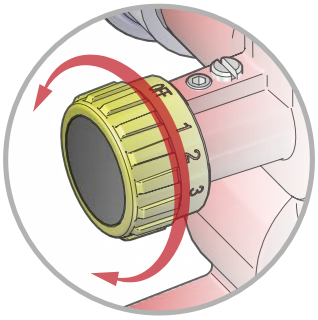

Setting of the dosing percentage via the indexed metering device

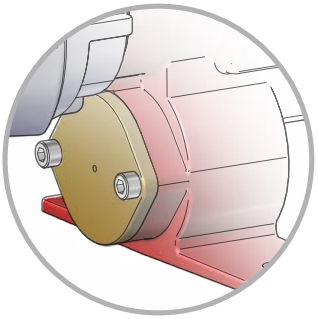

Control valve integrated to the eductor

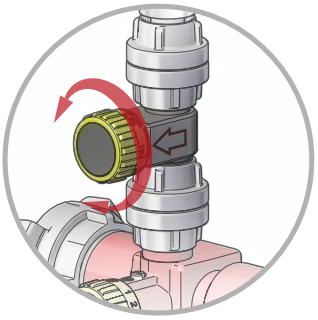

Optional: the eductors ''MIXY EDUCTOR'' of 200 and 400 lpm can be equipped with a metering device with suction percentages of 0,1%, 0,5% and 1%.

Our range of foam ''MIXY EDUCTOR'' operates according to the Venturi principle. As the pressurized water passes through the tip of the convergent pipe, a suction effect is created and the foam concentrated liquid is drawn up. The eductor is fitted with a non-return valve with a polyethylene ball valve, which prevents water from flowing back into the emulsifier tank. The metering orifice regulates the concentration flow and thus determines the percentage of the foam liquid from 0% to 6%.
The control valve allows a constant dosage while pressure varies.
Our range of eductors are used with flow rates from 200 to 800 lpm and various possible connections: threaded BSP or NST-NH or standardised couplings. Construction in aluminium alloy with red polyester coating.

Maximum working pressure: PN16
Material: aluminium alloy
Surface treatment: polyester coating
Body type: moulded
Non-return valve: yes
Control valve: yes
Pressure loss: 35%
Supplied with pick-up tube: yes

Options: metering device 0,1%, 0,5% and 1% for 200 and 400 lpm eductors.

Inlet	Outlet	Suction percentage adjustment	Flow rate / Working pressure				Dimensions (mm)	Weight (kg)	Ref.
			lpm	Bar	GPM	PSI			
2" BSP male	2" BSP male	0, 1%, 2%, 3%, 4%, 5%, 6%	200	10	60	140	309 x 171 x 184	2,53	**16160**
Storz C/52	Storz C/52	0, 1%, 2%, 3%, 4%, 5%, 6%	200	10	60	140	378 x 171 x 176	3,13	**16272**
DSP DN40	DSP DN40	0, 1%, 2%, 3%, 4%, 5%, 6%	200	10	60	140	415 x 171 x 184	2,93	**18426**
1.5" NST-NH female	1.5" NST-NH male	0, 0,4%, 1%, 3%, 6%	200	10	60	140	372 x 171 x 184	2,90	**18749**
1.5" NST-NH female	1.5" NST-NH male	0, 0,4%, 1%, 3%, 6%	300	10	95	140	372 x 171 x 184	2,90	**18750**
2" BSP male	2" BSP male	0, 1%, 2%, 3%, 4%, 5%, 6%	400	10	125	140	309 x 171 x 184	2,50	**16215**
Storz C/52	Storz C/52	0, 1%, 2%, 3%, 4%, 5%, 6%	400	10	125	140	378 x 171 x 176	3,07	**16172**
Storz B/75	Storz B/75	0, 1%, 2%, 3%, 4%, 5%, 6%	400	10	125	140	384 x 171 x 176	4,88	**16173**
DSP DN40	DSP DN40	0, 1%, 2%, 3%, 4%, 5%, 6%	400	10	125	140	415 x 171 x 184	2,97	**18747**
DSP DN65	DSP DN65	0, 1%, 2%, 3%, 4%, 5%, 6%	400	10	125	140	410 x 171 x 184	3,22	**18410**
1.5" NST-NH female	1.5" NST-NH male	0, 0,4%, 1%, 3%, 6%	400	10	125	140	372 x 171 x 184	2,90	**18751**
2.5" NST-NH female	2.5" NST-NH male	0, 0,4%, 1%, 3%, 6%			150	140	536 x 197 x 225	5,32	**18752**
2.5" NST-NH female	2.5" NST-NH male	0, 0,4%, 1%, 3%, 6%			200	140	536 x 197 x 225	5,32	**18753**
2.5" BSP male	2.5" BSP male	0, 1%, 2%, 3%, 4%, 5%, 6%	800	10	250	140	454 x 197 x 225	4,65	**16174**
Storz C/52	Storz C/52	0, 1%, 2%, 3%, 4%, 5%, 6%	800	10	250	140			**16175**
Storz B/75	Storz B/75	0, 1%, 2%, 3%, 4%, 5%, 6%	800	10	250	140	529 x 197 x 217	5,50	**16176**
DSP DN65	DSP DN65	0, 1%, 2%, 3%, 4%, 5%, 6%	800	10	250	140	535 x 197 x 225	5,81	**18748**
2.5" NST-NH female	2.5" NST-NH male	0, 0,4%, 1%, 3%, 6%	800	10	250	140	536 x 197 x 225	5,32	**18754**



POK France - ZI Les Guignons - 10400 Nogent-sur-Seine - FRANCE
Tel: +33 (0)3 25 39 84 78 - Fax: +33 (0)3 25 39 84 90 - Email: export@pok.fr - Web: www.pok.fr

Eductors ''MIXY-EDUCTOR'' in bronze with metering device

With control valve and metering device



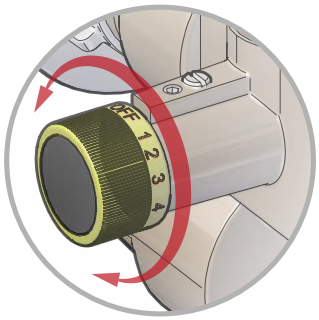

Setting of the dosing percentage via the indexed metering device

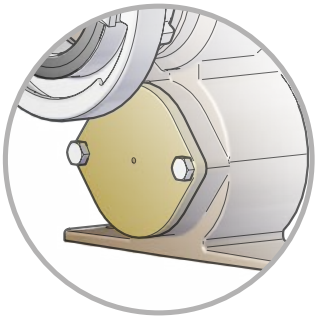

Control valve integrated to the eductor

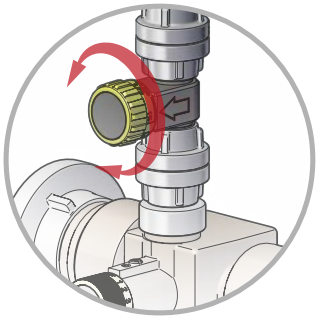

Optional: the eductors ''MIXY EDUCTOR'' of 200 and 400 lpm can be equipped with a metering device with suction percentages of 0,1%, 0,5% and 1%.

Our range of foam ''MIXY EDUCTOR'' operates according to the Venturi principle. As the pressurized water passes through the tip of the convergent pipe, a suction effect is created and the foam concentrated liquid is drawn up. The eductor is fitted with a non-return valve with a polyethylene ball valve, which prevents water from flowing back into the emulsifier tank. The metering orifice regulates the concentration flow and thus determines the percentage of the foam liquid from 0% to 6%.
The control valve allows a constant dosage while pressure varies.
Our range of eductors are used with flow rates from 200 to 800 lpm and various possible connections: threaded BSP or NST-NH or standardised couplings. Construction in bronze for the body and aluminium alloy for couplings.

Maximum working pressure: PN16
Material: bronze
Body type: moulded
Non-return valve: yes
Control valve: yes
Pressure loss: 35%
Supplied with pick-up tube: yes

Options: metering device 0,1%, 0,5% and 1% for 200 and 400 lpm eductors.



Inlet	Outlet	Suction percentage adjustment	Flow rate / Working pressure				Dimensions (mm)	Weight (kg)	Ref.
			lpm	Bar	GPM	PSI			
2" BSP male	2" BSP male	0, 1%, 2%, 3%, 4%, 5%, 6%	200	10	60	140	309 x 171 x 177	6,04	**18756**
Storz C/52	Storz C/52	0, 1%, 2%, 3%, 4%, 5%, 6%	200	10	60	140	378 x 171 x 177	6,62	**18755**
DSP DN40	DSP DN40	0, 1%, 2%, 3%, 4%, 5%, 6%	200	10	60	140	405 x 171 x 185	7,05	**18757**
Instantaneous BS336	Instantaneous BS336	0, 1%, 2%, 3%, 4%, 5%, 6%	200	10	60	140	406 x 171 x 192	8,61	**16083**
1.5" NST-NH female	1.5" NST-NH male	0, 0,4%, 1%, 3%, 6%	200	10	60	140	372 x 171 x 177	6,43	**18764**
1.5" NST-NH female	1.5" NST-NH male	0, 0,4%, 1%, 3%, 6%	300	10	95	140	372 x 171 x 177	6,43	**18765**
2" BSP male	2" BSP male	0, 1%, 2%, 3%, 4%, 5%, 6%	400	10	125	140	309 x 171 x 177	6,04	**18759**
Storz B/75	Storz B/75	0, 1%, 2%, 3%, 4%, 5%, 6%	400	10	125	140	384 x 171 x 177	8,39	**18758**
DSP DN65	DSP DN65	0, 1%, 2%, 3%, 4%, 5%, 6%	400	10	125	140	410 x 171 x 185	6,75	**18760**
Instantaneous BS336	Instantaneous BS336	0, 1%, 2%, 3%, 4%, 5%, 6%	400	10	125	140	405 x 171 x 195	6,96	**16084**
2.5" NST-NH female	2.5" NST-NH male	0, 0,4%, 1%, 3%, 6%			200	140			**18766**
2.5" BSP male	2.5" BSP male	0, 1%, 2%, 3%, 4%, 5%, 6%	800	10	250	140	453 x 198 x 225	9,25	**18762**
Storz B/75	Storz B/75	0, 1%, 2%, 3%, 4%, 5%, 6%	800	10	250	140	528 x 198 x 217	10,10	**18761**
DSP DN65	DSP DN65	0, 1%, 2%, 3%, 4%, 5%, 6%	800	10	250	140	535 x 198 x 225	9,87	**18763**

"Around the pump" eductors

Compatibility
Equipment can be delivered with threads
NST/NH (NFPA 1963),
BSP (ISO R 228)
or standardised couplings



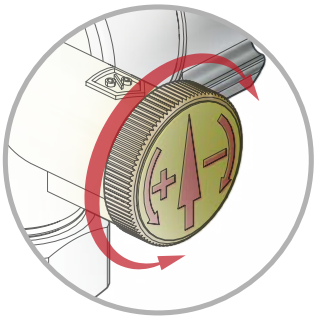

Setting of the dosing percentage via the indexed metering device

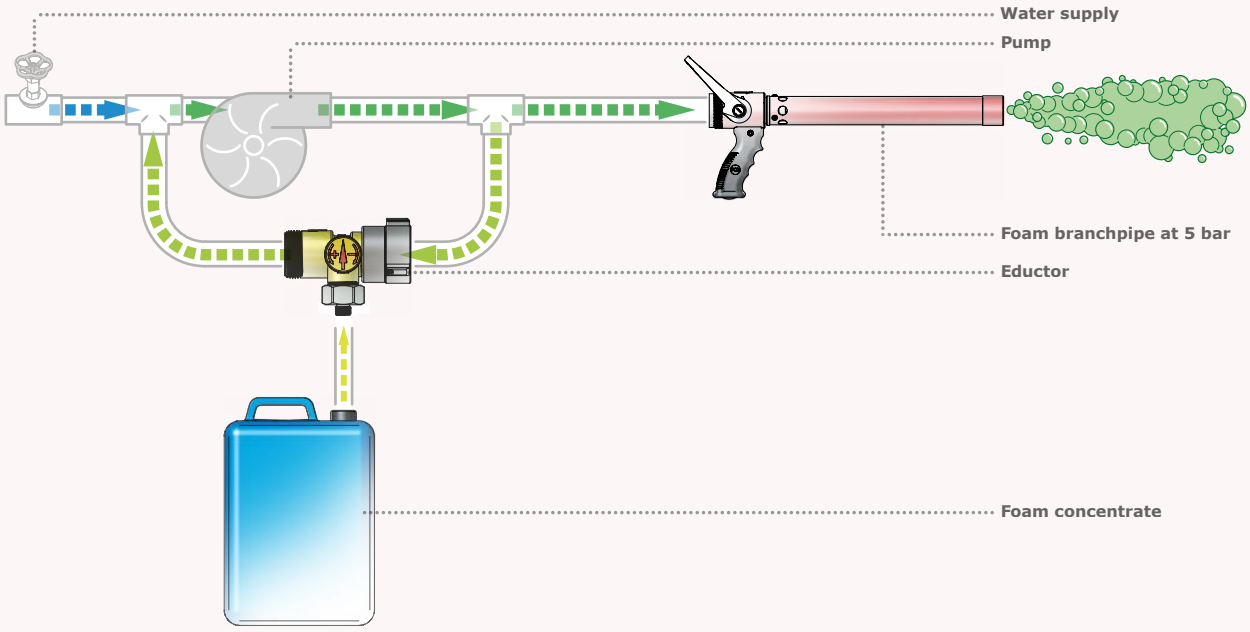

This equipment is used to deliver a premix with a low percentage of foam concentrate by placing it on a bypass allowing a portion of the water coming out of a pump to go through an eductor and inject the resulting premix at the entrance of the pump. The outgoing fluid is then at the nominal pressure of the pump with the premix percentage set at the metering device. This system enables having no pressure drop at the outlet of the pump (which would happen if one placed the eductor downstream of the pump).

Maximum working pressure: PN16
Material: aluminium alloy and POM
Surface treatment: hard anodisation on aluminium parts
Body type: moulded
Suction percentage: from 0,10% to 1,26% depending on product
Non-return valve: yes
Supplied with pick-up tube: yes

Inlet	Outlet	Suction percentage adjustment	Flow rate / Working pressure				Dimensions (mm)	Weight (kg)	Ref.
			lpm	Bar	GPM	PSI			
1"1/2 NST-NH female	1"1/2 NST-NH male	from 0,12% to 1,15%	200	6	60	90	135 x 182 x 104	0,80	**23462**
SG DN40	SG DN40 with lock	from 0,12% to 1,15%	200	6	60	90	215 x 181 x 95	1,01	**23466**
SG DN40	SG DN40 with lock	from 0,12% to 1,15%	400	6	125	90	215 x 181 x 95	1,01	**24952**

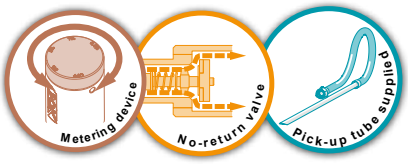

POK France - ZI Les Guignons - 10400 Nogent-sur-Seine - FRANCE
Tel: +33 (0)3 25 39 84 78 - Fax: +33 (0)3 25 39 84 90 - Email: export@pok.fr - Web: www.pok.fr

Mini-eductors





Suction percentage set with metering device for 0, 1, 2, 3, 4, 5 and 6%

Maximum working pressure: PN16
Material: aluminium alloy and POM
Surface treatment: hard anodisation on aluminium parts
Body type: moulded
Suction percentage: 0, 1, 2, 3, 4, 5 and 6%
Non-return valve: yes
Supplied with pick-up tube: yes

Our range of mini-eductors offers a compact size and a low weight.
Made in aluminium alloy.
This range is available with two flow rates: 200 or 400 lpm. Various possible connections: threaded BSP or NST-NH, or standardised couplings. Delivered with pick-up tube.



Inlet	Outlet	Suction percentage adjustment	Flow rate / Working pressure				Dimensions (mm)	Weight (kg)	Ref.
			lpm	Bar	GPM	PSI			
1.5" NST-NH female	1.5" NST-NH male	0%, 1%, 2%, 3%, 4%, 5%, 6%	200	6	60	90	135 x 131 x 104	0,78	**18828**
1.5" NST-NH female	1.5" NST-NH male	0%, 1%, 2%, 3%, 4%, 5%, 6%	400	6	125	90	135 x 131 x 104	0,78	**15006**

High pressure eductor - PN40





Suction percentage set with metering device for 0, 1, 2, 3, 4, 5 and 6%

Maximum working pressure: PN40
Material: aluminium alloy
Surface treatment: hard anodisation
Body type: cut into bars
Suction percentage: 0, 0,4, 1, 3, and 6%
Non-return valve: yes
Supplied with pick-up tube: yes

Our range of high pressure eductors works at an operating pressure of 40 bar with inlet pressure of 40 bar, and outlet pressure of 26 bar. Made in aluminium alloy. This range is available with two flow rates: 75 or 150 lpm. Various possible connections: threaded BSP or NST-NH, or standardised couplings. Delivered with pick-up tube.



Inlet	Outlet	Suction percentage adjustment	Flow rate / Working pressure				Dimensions (mm)	Weight (kg)	Ref.
			lpm	Bar	GPM	PSI			
1'' BSP male	1'' BSP male	0%, 0,4%, 1%, 3%, 6%	75	40	20	580	219 x 70 x 171	1,40	**07248**
1'' BSP male	1'' BSP male	0%, 0,4%, 1%, 3%, 6%	150	40	40	580	219 x 70 x 171	1,40	**07249**

Eductors for hose reel



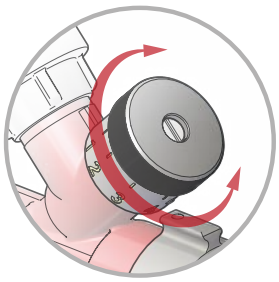

Suction percentage set with metering device for 1, 2, 3, 4, 5 and 6%

Maximum working pressure: PN16
Material: aluminium alloy
Surface treatment: polyester coating
Body type: moulded
Suction percentage: 0, 1, 2, 3, 4, 5 and 6%
Non-return valve: yes
Supplied with pick-up tube: yes

Our range of eductors for hose reels is made in aluminium alloy with red polyester coating. They equip the hose reels POK DN33, and allow to transform a simple hose reel into a hydro-foam hose reel system.
Our range can work with flow rates from 75 to 200 lpm and various possible connections: threaded BSP or NST-NH or standardised couplings.



Inlet	Outlet	Suction percentage adjustment	Flow rate / Working pressure				Dimensions (mm)	Weight (kg)	Ref.
			lpm	Bar	GPM	PSI			
1" BSP female	1" BSP male	0%, 1%, 2%, 3%, 4%, 5%, 6%	75	10					**01068**
1.5" BSP female	1.5" BSP male	0%, 1%, 2%, 3%, 4%, 5%, 6%	160	10			278 x 71 x 157	1,40	**03565**
1.5" NST-NH female	1.5" NST-NH male	0%, 1%, 2%, 3%, 4%, 5%, 6%	200	10			278 x 71 x 160	1,40	**07558**

Eductors with bypass and metering device



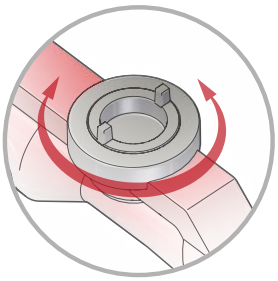

Stepless adjustment of the suction percentage from 0 to 6%



Maximum working pressure: PN16
Material: aluminium alloy
Surface treatment: polyester coating
Body type: moulded
Suction percentage: from 0 to 6%
Non-return valve: yes
Supplied with pick-up tube: yes

Our range of eductors for hose reels is made in aluminium alloy with red polyester coating. Positioned upstream of a monitor to operate with water or foam.
Our eductor is equipped with a non-return valve.
The suction percentage can be adjusted from 0 to 6%.
The eductor has stabilising legs for a better positioning on the floor and comes with pick-up tube.
The eductors are working for a range of flow rates from 1,200 to 2,000 lpm.
The in and outlet are available threaded BSP or NST-NH, or standardised couplings.



Inlet	Outlet	Suction percentage adjustment	Flow rate / Working pressure				Dimensions (mm)	Weight (kg)	Ref.
			lpm	Bar	GPM	PSI			
AR DN100	AR DN100	from 0 to 6%	1200	10			739 x 306 x 190	8,51	**08153**
AR DN100	AR DN100	from 0 to 6%	1500	10			739 x 306 x 190	8,49	**07255**
AR DN100	AR DN100	from 0 to 6%	2000	10			739 x 306 x 190	8,45	**07256**

POK France - ZI Les Guignons - 10400 Nogent-sur-Seine - FRANCE
Tel: +33 (0)3 25 39 84 78 - Fax: +33 (0)3 25 39 84 90 - Email: export@pok.fr - Web: www.pok.fr

Eductors in stainless steel with calibrated orifice







In compliance with norm
French: NF E 29-201 and NF E 29-203
German: DIN 201
American: ANSI B 16-5
International: ISO 2084

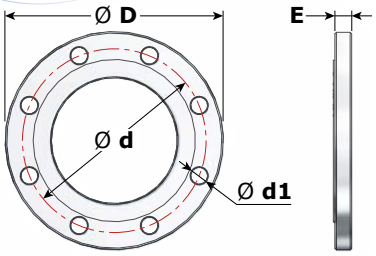

Description	Dimensions				
	D	d	E	d1 - Thread	Nbre of holes
ISO DN40 PN16	150	110	16	18 - M16	4
ISO DN50 PN16	165	125	18	18 - M16	4
ISO DN65 PN16	185	145	18	18 - M16	4
ISO DN80 PN16	200	160	20	18 - M16	8
ISO DN100 PN16	220	180	20	18 - M16	8
ISO DN150 PN16	285	240	22	22 - M20	8
3" ASA150	190,5	152,4	23,9	19 - M16	4
4" ASA150	228,6	190,5	23,9	19 - M16	8

Maximum working pressure: PN16
Material: stainless steel
Pressure loss: 40%
Suction percentage: 3 or 6%
Non-return valve: yes
Supplied with pick-up tube: yes

Our range of eductors with calibrated orifices is entirely made in stainless steel. The calibrated orifices alloy a fixed suction of 3% or 6% (depending on your requirement).
Our range of eductors works with flow rates going from 200 to 10,000 lpm and various connections: DN40 to DN150 (depending on the flow rate) PN16 or ASA150.
Our eductors are delivered with pick-up tube.



Inlet flange	Outlet flange	Suction coupling	Flow rate / Working pressure				Dimensions (mm)	Weight (kg)	Ref.
			lpm	Bar	GPM	PSI			
DN40 PN16	DN40 PN16	3/8" BSP male	200	10			207 x 150 x 150		**07078**
DN50 PN16	DN50 PN16	1" BSP male	200	10			293 x 165 x 165	7,10	**07235**
DN50 PN16	DN50 PN16	1" BSP male	400	10			293 x 165 x 167	7,00	**21716**
DN65 PN16	DN65 PN16	1" BSP male	400	10			388 x 185 x 185		**07079**
DN65 PN16	DN65 PN16	1" BSP male	500	10			411 x 185 x 185		**07238**
DN65 PN16	DN65 PN16	1" BSP male	600	10			411 x 185 x 185		**07239**
DN65 PN16	DN65 PN16	1" BSP male	800	10			411 x 185 x 185	11,37	**07240**
DN80 PN16	DN80 PN16	1" BSP male	1000	10			487 x 200 x 200		**07241**
3" ASA150	3" ASA150	1" BSP male	1000	10			487 x 190 x 190	11,86	**21948**
DN100 PN16	DN100 PN16	1.5" BSP male	1200	10			807 x 220 x 220		**07242**
4" ASA150	4" ASA150	1.5" BSP male	1200	10			807 x 229 x 229		**21998**
DN100 PN16	DN100 PN16	1.5" BSP male	1500	10			807 x 220 x 220		**07243**
4" ASA150	4" ASA150	1.5" BSP male	1500	10			807 x 229 x 229		**21999**
DN100 PN16	DN100 PN16	1.5" BSP male	2000	10			807 x 220 x 220		**07244**
4" ASA150	4" ASA150	1.5" BSP male	2000	10			807 x 229 x 229		**22000**
DN100 PN16	DN100 PN16	1.5" BSP male	3000	10			807 x 220 x 220	23,47	**14782**
4" ASA150	4" ASA150	1.5" BSP male	3000	10			807 x 229 x 229		**22004**
DN150 PN16	DN150 PN16	Storz B/75	4000	10			1784 x 285 x 400	29,50	**22166**
DN150 PN16	DN150 PN16	Storz B/75	5000	10			1784 x 285 x 400		**22005**
DN150 PN16	DN150 PN16	2.5" BSP male	10000	14			1311 x 285 x 285	34,86	**30675**

Eductors in stainless steel, with metering device





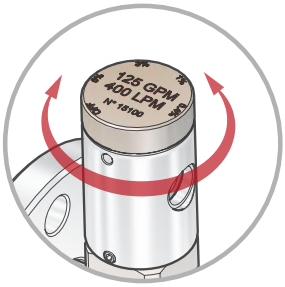

Suction percentage set with metering device for 1, 2, 3, 4, 5 and 6%

In compliance with norm
French: NF E 29-201 and NF E 29-203
German: DIN 201
American: ANSI B 16-5
International: ISO 2084

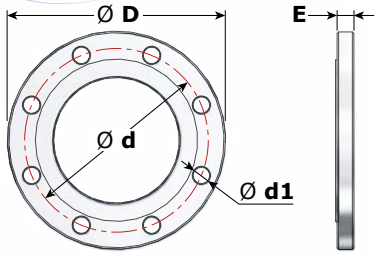

Description	Dimensions				
	D	d	E	d1 - Thread	# of holes
ISO DN40 PN16	150	110	16	18 - M16	4
ISO DN50 PN16	165	125	18	18 - M16	4
ISO DN65 PN16	185	145	18	18 - M16	4
ISO DN80 PN16	200	160	20	18 - M16	8
ISO DN100 PN16	220	180	20	18 - M16	8
ISO DN150 PN16	285	240	22	22 - M20	8
3" ASA150	190,5	152,4	23,9	19 - M16	4
4" ASA150	228,6	190,5	23,9	19 - M16	8

Maximum working pressure: PN16
Material: stainless steel
Pressure loss: 40%
Suction percentage: 0, 0.4, 1, 3 and 6%
Non-return valve: yes
Supplied with pick-up tube: yes

Our range of eductors with metering device is made entirely in stainless steel. The metering device allows to modify the suction percentage (0, 0.4, 1, 3 and 6%) during the use of the foam equipment. Our range of eductors works with flow rates going from 200 to 5,000 lpm and various connections: DN50 to DN150 (depending on the flow rate) PN16 or ASA150.



Inlet flange	Outlet flange	Suction coupling	Flow rate / Working pressure				Dimensions (mm)	Weight (kg)	Ref.
			lpm	Bar	GPM	PSI			
DN50 PN16	DN50 PN16	1/2'' BSP female	200	10	60	140			**22187**
DN50 PN16	DN50 PN16	1/2'' BSP female	400	10	125	140	293 x 165 x 232	8,00	**21995**
DN65 PN16	DN65 PN16	1/2'' BSP female	400	10	125	140	388 x 185 x 242	9,63	**22180**
DN65 PN16	DN65 PN16	1'' BSP male	800	10	250	140	411 x 185 x 293	11,94	**22228**
DN80 PN16	DN80 PN16	1'' BSP male	1000	10	300	140	487 x 200 x 301	13,42	**22006**
3" ASA150	3" ASA150	1'' BSP male	1000	10	300	140	487 x 190 x 296	14,10	**22001**
DN100 PN16	DN100 PN16	1.5'' NPT female	1200	10			807 x 220 x 353		**22007**
4" ASA150	4" ASA150	1.5'' NPT female	1200	10			807 x 229 x 357		**22008**
DN100 PN16	DN100 PN16	1.5'' NPT female	1500	10	400	140	807 x 220 x 353		**22169**
4" ASA150	4" ASA150	1.5'' NPT female	1500	10	400	140	807 x 229 x 357		**22170**
DN100 PN16	DN100 PN16	1.5'' NPT female	2000	10	600	140	807 x 220 x 353		**22183**
4" ASA150	4" ASA150	1.5'' NPT female	2000	10	600	140	807 x 229 x 357		**22184**
DN100 PN16	DN100 PN16	1.5'' NPT female	3000	10	800	140	807 x 220 x 353		**22185**
4" ASA150	4" ASA150	1.5'' NPT female	3000	10	800	140	807 x 229 x 357		**22186**
DN150 PN16	DN150 PN16	Storz B/75	4000	10			1784 x 285 x 421	32,78	**21558**
DN150 PN16	DN150 PN16	Storz B/75	5000	10			1784 x 285 x 421		**22009**

POK France - ZI Les Guignons - 10400 Nogent-sur-Seine - FRANCE
Tel: +33 (0)3 25 39 84 78 - Fax: +33 (0)3 25 39 84 90 - Email: export@pok.fr - Web: www.pok.fr

Metering devices in aluminium alloy



Our range of metering devices is made entirely in aluminium alloy. Connected to the eductors and replacing the calibrated orifices, they allow to change the suction percentage (0, 0.4, 1, 3 and 6%) while the equipment is in use.
These metering devices are equipped with a non-return valve and delivered with a pick-up tube. Our range works with flow rates from 35 (10 GPM) to 800 lpm (250 GPM).

Maximum working pressure: PN16
Material: aluminium alloy
Surface treatment: hard anodisation
Suction percentage: 0, 0.4, 1, 3 and 6%
Non-return valve: yes



Inlet	Outlet	Flow rate		Dimensions (mm)	Weight (kg)	Ref.
		lpm	GPM			
3/8" BSP male	3/4" BSP male	35	10	113 x 71 x 50	0,45	**13121**
3/8" BSP male	3/4" BSP male	75	20	113 x 71 x 50	0,45	**12639**
3/8" BSP male	3/4" BSP male	100	25	113 x 71 x 50	0,45	**17518**
3/8" BSP male	3/4" BSP male	150	40	113 x 71 x 50	0,45	**12640**
3/8" BSP male	3/4" BSP male	200	60	113 x 71 x 50	0,45	**12641**
3/8" BSP male	3/4" BSP male	300	95	113 x 71 x 50	0,45	**12642**
3/8" BSP male	3/4" BSP male	400	125	113 x 71 x 50	0,45	**12643**
GFR DN20 male	3/4" BSP male	750	200	149 x 108 x 58	0,82	**13122**
GFR DN20 male	3/4" BSP male	800	250	149 x 108 x 58	0,82	**13123**

Metering devices in bronze and stainless steel



Our metering devices are entirely made of stainless steel and bronze.
Connected to the eductors and replacing the calibrated orifices, they allow to change the suction percentage (0, 0.4, 1, 3 and 6%) while the equipment is in use without the need for disassembly.
These metering devices are equipped with a non-return valve and delivered with a pick-up tube. Our range works with flow rates from 200 (60 GPM) to 3,000 lpm (800 GPM).

Maximum working pressure: PN16
Material: bronze and stainless steel
Suction percentage: 0, 0.4, 1, 3 and 6%
Non-return valve: yes



Inlet	Outlet	Flow rate		Dimensions (mm)	Weight (kg)	Ref.
		lpm	GPM			
1/2" BSP female	1" BSP female	200	60	100 x Ø50	1,20	**15099**
1/2" BSP female	1" BSP female	300	95	100 x Ø50	1,20	**15309**
1/2" BSP female	1" BSP female	400	125	100 x Ø50	1,20	**15100**
1" BSP male	1" BSP female	600		144 x 90 x 60	2,42	**24792**
1" BSP male	1" BSP female	800	250	144 x 90 x 60	2,42	**22231**
1" BSP male	1" BSP female	1000	300	144 x 90 x 60	2,42	**19360**
1.5" NPT female	1.5" BSP female	1000	300	190 x 111 x 80	5,13	**21882**
1.5" NPT female	1.5" BSP female	1200		190 x 111 x 80	5,13	**30577**
1.5" NPT female	1.5" BSP female	1350		190 x 111 x 80	5,13	**24866**
1.5" NPT female	1.5" BSP female	1500		190 x 111 x 80	5,13	**21884**
1.5" NPT female	1.5" BSP female	2000	600	190 x 111 x 80	5,13	**14757**
1.5" NPT female	1.5" BSP female	2400		190 x 111 x 80	5,13	**28850**
1.5" NPT female	1.5" BSP female	2500		190 x 111 x 80	5,13	**20232**
1.5" NPT female	1.5" BSP female	3000	800	190 x 111 x 80	5,13	**14758**

Metering devices for ''MIXY EDUCTOR''



Option for "MIXY EDUCTOR" 200 and 400 lpm allowing to obtain the following percentages: 0.1, 0.5 and 1%. Simple use: simply remove the pick-up tube from the eductor with setting 6% and insert the metering device.
It has six positions: three positions 0.1, 0.5, and 1% dedicated to the ''MIXY EDUCTOR'' 200 lpm, three positions 0.1, 0.5, and 1% dedicated to ''MIXY EDUCTOR'' 400 lpm.

Maximum working pressure: PN16
Material: aluminium alloy and brass
Suction percentage: 0.1, 0.5 and 1%
Non-return valve: yes



Inlet	Outlet	Flow rate		Dimensions (mm)	Weight (kg)	Ref.
		lpm	GPM			
Storz D/25	Storz D/25	200 - 400	60 - 125	115 x 95 x 55	0,56	**25272**
GFR DN20 female	GFR DN20 male	200 - 400	60 - 125	122 x 92 x 58	0,48	**25712**

Pick-up tubes



These pick-up tubes equip our eductors and self-educing foam nozzles.
The set consists of a crimped coupling on a rigid semi-transparent hose with metal coil, set on a tube of 1m length.
Our range goes from diameter 13 to 35 and 1 to 3 m length (depending on the model).

Maximum working pressure: PN16

Pick-up tube inside diameter (mm)	Inlet	Length(m)			Norm	Weight (kg)	Ref.
		Pick-up tube	Pick-up hose	Overall lenght			
13	3/8'' BSP female	1	0,5	1,5			**26413**
20	3/8'' BSP female	1	0,5	1,5		0,80	**12960**
25	GFR DN20 female	1	1	2		0,90	**16656**
25	GFR DN20 female	1,5	1	2,5		0,86	**09327**
25	GFR DN20 female	1	0,5	1,5	EN 16712-2	0,86	**40893**
25	GFR DN20 female	3	1	4		1,36	**16657**
25	GFR DN20 female	2	0,5	2,5	EN 16712-2	1,36	**40895**
25	Storz D/25	1,5	1	2,5		0,82	**09329**
25	Storz D/25	1	0,5	1,5	EN 16712-2	0,82	**40894**
25	Storz D/25	3	1	4		1,32	**16231**
25	Storz D/25	2	0,5	2,5	EN 16712-2	1,32	**40896**
35	SG DN40, with lock	3	1	4		3,20	**09328**
35	Storz C/52	3	1	4		3,20	**09330**

Foot for ''ULTRA-LIGHT'' eductors



This foot in aluminium alloy serves to support the ''ULTRA-LIGHT'' of 2.5'' and secures the eductor to the floor or to the wall. Internal diameter: 75mm.

Material: aluminium alloy
Surface treatment: polyester coating

Description	Weight (kg)	Ref.
For 2.5" eductor, with fixation hole	0,32	**07308**

POK France - ZI Les Guignons - 10400 Nogent-sur-Seine - FRANCE
Tel: +33 (0)3 25 39 84 78 - Fax: +33 (0)3 25 39 84 90 - Email: export@pok.fr - Web: www.pok.fr

High volume eductors for bladder tanks in stainless steel



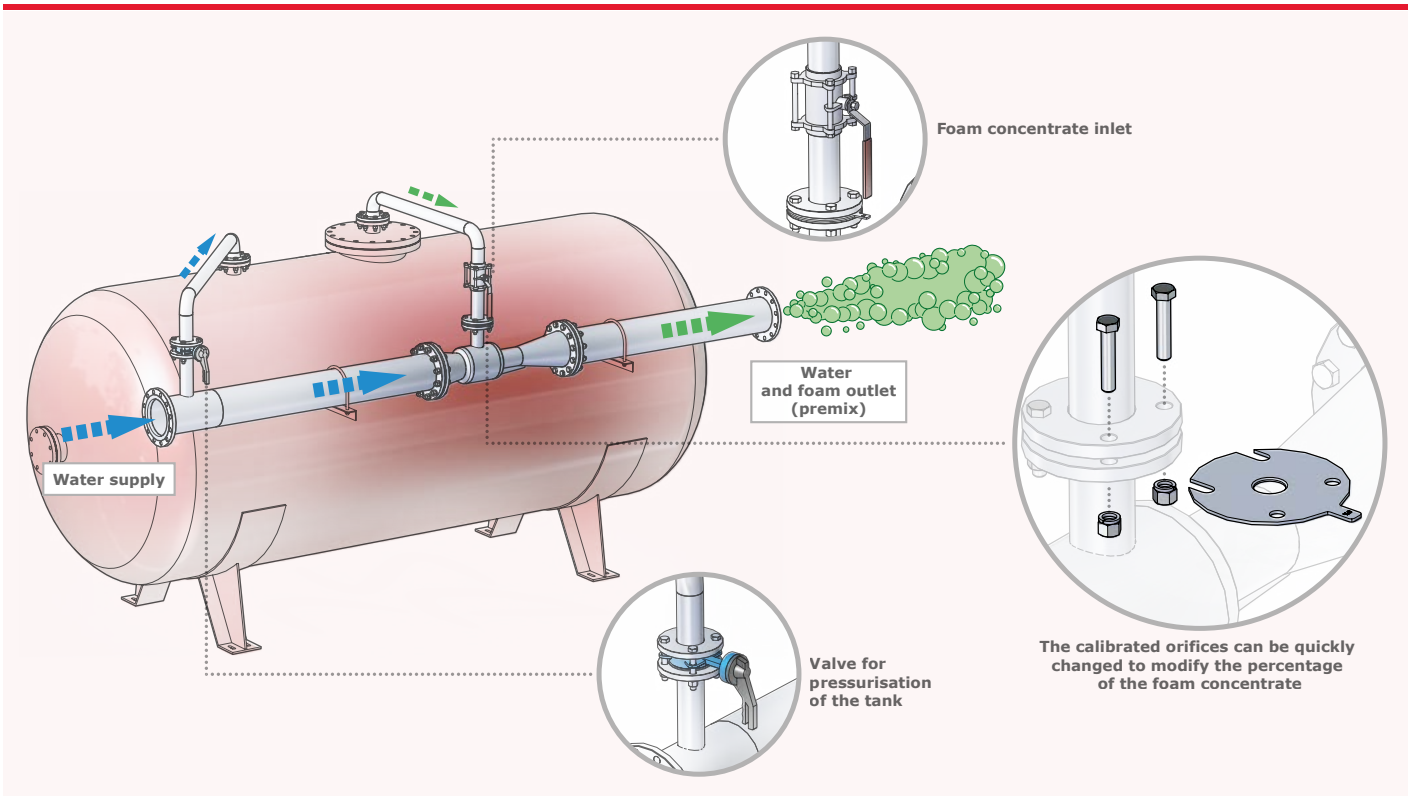

The high volume eductors mounted on tanks produce a constant percentage of foam over a wide flow rate range. These devices generate very low pressure losses: 2 to 5 % of the supply pressure, depending on the flow rate.
Made entirely in stainless steel AISI 316L. They offer strength and durability.
Our range is available in various models: DN100, DN125, DN150 and DN200.

Maximum working pressure: PN16
Material: stainless steel

Water - inlet flange	Foam concentrate - inlet flange	Water / foam - outlet flange	Dimensions (mm)	Weight (kg)	Ref.
DN100 PN16	DN40 PN16	DN100 PN16	488 x 220 x 247	14,50	**27717**
DN125 PN16	DN65 PN16	DN125 PN16	545 x 250 x 308	18,80	**23002**
DN150 PN16	DN50 PN16	DN150 PN16	735 x 285 x 310	23,50	**23223**
DN200 PN16	DN65 PN16	DN200 PN16	968 x 340 x 416	35,00	**22434**



Self-educing attachments for monitor diffusers



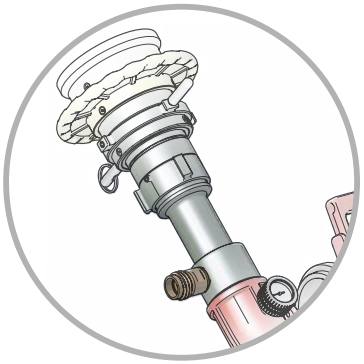

Example of the assembly of a self-educing device on a monitor ''AZIMUTOR 3000'' equipped with a nozzle ''TURBOKADOR 3000''

Maximum working pressure: PN16
Material: aluminium alloy
Surface treatment: hard anodisation
Body type: cut into bars
Non-return valve: yes
Supplied with pick-up tube: yes



Our range of self-educing attachments will make any diffuser mounted on a monitor turn into a self-educing foam equipment. Made in aluminium alloy with hard anodisation. This eductor allows to produce a premix at a specific flow rate: 750, 1,500, 2,000 and 3,000 lpm. It comes complete with a round thread at the suction, a long clear pick-up tube.
This range of attachments comes in various threads and normalized couplings.

Inlet	Outlet	Flow rate (lpm)	Working pressure (bar)	Dimensions (mm)	Weight (kg)	Ref.
2.5" NST-NH male	1.5" NST-NH male	750	10	241 x 129 x 88	2,03	**12530**
1.5" BSP female	2.5" BSP male	1500	10	203 x 134 x 88	1,80	**14254**
2.5" BSP male	2.5" BSP male	2000	10	195 x 133 x 80	1,50	**14246**
2.5" BSP female	2.5" BSP male	3000	10	203 x 134 x 88	1,55	**14252**



POK France - ZI Les Guignons - 10400 Nogent-sur-Seine - FRANCE
Tel: +33 (0)3 25 39 84 78 - Fax: +33 (0)3 25 39 84 90 - Email: export@pok.fr - Web: www.pok.fr

Foam branchpipes without shutoff, without suction of foam concentrate



Couplings conform to norms
DSP - NF S 61-701
Storz - DIN 14307 & 14308
BSP - ISO R 228
NST / NH - NFPA 1963

Maximum working pressure: PN16
Material: aluminium alloy
Surface treatment: polyester coating
Body type: moulded
Expansion: approx. x10

Our range of low expansion foam branchpipes without shutoff and without suction is made of aluminium alloy, hard anodised with red polyester coating. It offers an expansion of about 10 with a throwing range up to 28 meters at 800 lpm at 5 bar.
The range of possible flow rates are from 75 to 800 lpm. Several connections are possible: threaded BSP or NST-NH or standardised couplings.



Inlet	Flow rate (lpm)	Working pressure (bar)	Average range (m)	Dimensions (mm)	Weight (kg)	Ref.
1" NST-NH female	75	5		363 x 50 x 50	0,40	**12669**
1.5" BSP male	225	5	18	550 x 62 x 144	1,14	**09042**
Storz C/52	225	5	18	584 x 98 x 144	1,43	**09043**
DSP DN40	225	5	18	563 x 72 x 144	1,18	**06801**
2" BSP male	400	5	22	692 x 80 x 160	1,45	**09044**
Storz C/52	400	5	22	726 x 98 x 160	1,74	**09045**
Storz B/75	400	5	22	729 x 126 x 160	2,64	**09046**
DSP DN40	400	5	22	745 x 80 x 160	1,69	**06803**
DSP DN65	475	5	23	742 x 107 x 160	1,82	**06804**
2.5" BSP male	800	5	28	824 x 82 x 160	2,26	**09047**
Storz B/75	800	5	28	839 x 126 x 160	3,23	**09048**
DSP DN65	800	5	28	852 x 107 x 160	2,41	**06806**

Foam branchpipes without shutoff, with suction of foam concentrate



Couplings conform to norms
DSP - NF S 61-701
Storz - DIN 14307 & 14308
BSP - ISO R 228
NST / NH - NFPA 1963

Maximum working pressure: PN16
Material: aluminium alloy
Surface treatment: polyester coating
Body type: moulded
Expansion: approx. x10
Suction percentage: 3 or 6%
Supplied with pick-up tube: yes

Our range of low expansion foam branchpipes without shutoff and with suction orifice is made of aluminium alloy, hard anodised and with red polyester coating. It offers an expansion of about 10 with a throwing range up to 28 meters at 800 lpm at 5 bar.
The range of flow rates possible are from 100 to 800 lpm. Several connections are possible: threaded BSP or NST-NH or standardised couplings.
The equipment is delivered with pick-up tube.

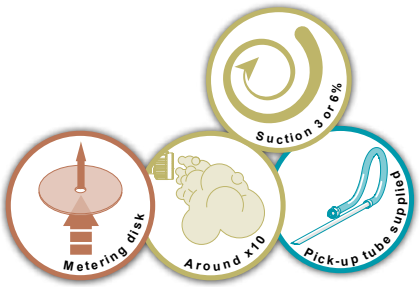

Inlet	Flow rate (lpm)	Working pressure (bar)	Average range (m)	Dimensions (mm)	Weight (kg)	Ref.
SG DN20	100	5				**07590**
DSP DN40	200	5	18	590 x 104 x 134	0,95	**03403**
2" BSP male	400	5	22	762 x 123 x 135	1,64	**19477**
2.5" BSP male	800	5	28			**06831**
DSP DN65	800	5	28			**06832**

Foam branchpipes with DIN shutoff, without suction of foam concentrate



Our range of low expansion foam branchpipes without suction is made in aluminium alloy, hard anodised and red polyester coating.
Our branches are equipped with a "DIN" shutoff allowing opening and closing of the branch. They operate with flow rates ranging from 200 to 800 lpm and various connection are possible: threaded BSP or NST-NH or standardised couplings.

Conform to the norm Storz - DIN 14366

Maximum working pressure: PN16
Material: aluminium alloy
Surface treatment: polyester coating
Valve type: ball valve
Operation: by lever
Body type: moulded
Expansion: approx. x10

Inlet	Flow rate (lpm)	Working pressure (bar)	Average range (m)	Dimensions (mm)	Weight (kg)	Ref.
2" BSP male	200	5	18	502 x 60 x 144	1,17	**09049**
Storz C/52	200	5	18	533 x 98 x 162	1,45	**09050**
2" BSP male	400	5	22	646 x 67 x 174	1,70	**09051**
Storz C/52	400	5	22	678 x 98 x 188	1,98	**09052**
Storz B/75	400	5	22	681 x 126 x 202	2,88	**09053**
2.5" BSP male	800	5	28	884 x 82 x 217	2,74	**09054**
Storz B/75	800	5	28	918 x 126 x 217	3,92	**09055**



Foam branchpipe with shutoff Gamma ''Γ'', without suction of foam concentrate



Our range of low expansion foam branchpipes without suction is made in aluminium alloy, hard anodised and red polyester coating.
Our branches are equipped with a "Gamma Γ" shutoff allowing quick opening and closing of the branch. They operate with flow rates ranging from 200 to 400 lpm and various connection are possible: threaded BSP or NST-NH or standardised couplings.

Maximum working pressure: PN16
Material: aluminium alloy
Surface treatment: polyester coating
Valve type: ball valve
Operation: by handle
Body type: moulded
Pistol grip type: simple
Expansion: approx. x10

Inlet	Flow rate (lpm)	Working pressure (bar)	Average range (m)	Dimensions (mm)	Weight (kg)	Ref.
2" BSP male	200	5	18	497 x 112 x 242	1,61	**15911**
Instantaneous 2.5'' male	225	5	18	608 x 112 x 242	1,86	**16065**
2" BSP male	400	5	22	705 x 112 x 242	2,09	**16067**
Instantaneous 2.5'' male	400	5	22	755 x 112 x 242	2,35	**16085**





POK France - ZI Les Guignons - 10400 Nogent-sur-Seine - FRANCE
Tel: +33 (0)3 25 39 84 78 - Fax: +33 (0)3 25 39 84 90 - Email: export@pok.fr - Web: www.pok.fr

Foam branchpipes with shutoff, without suction of foam concentrate, without pistol grip



These foam branchpipes are without pistol grip to reduce the overall size. They are equipped with a shutoff allowing quick opening and closing of the branchpipe.
Several inlet couplings are possible.

Maximum working pressure: PN16
Material: aluminium alloy
Surface treatment: polyester coating
Valve type: ball valve
Operation: by manoeuvre handle
Body type: cut into bars
Expansion: approx. x10

Handle colour:



Inlet	Flow rate (lpm)	Working pressure (bar)	Average range (m)	Dimensions (mm)	Weight (kg)	Ref.
ISO M36 x 200 female (inlet thread normalized for DN33 hose reel)	225	5	18	479 x 110 x 136	1,36	**16000**
DSP DN40	225	5	18	521 x 110 x 136	1,44	**06811**

Foam branchpipes with shutoff, without suction of foam concentrate, with pistol grip



These low expansion foam branchpipes are made in aluminium alloy, anodised and with red polyester coating. They are equipped with a shutoff allowing fast opening and closing of the branch.
Observed expansion is about 10 and flow rates range from 75 to 800 lpm. Various inlet connections are possible.

Maximum working pressure: PN16
Material: aluminium alloy
Surface treatment: polyester coating
Valve type: ball valve
Operation: by manoeuvre handle
Body type: cut into bars
Pistol grip type: simple
Expansion: approx. x10

Handle colour:



Inlet	Flow rate / Working pressure			Average range (m)	Dimensions (mm)	Weight (kg)	Ref.
	lpm	Bar	GPM				
1" BSP female	75	5			450 x 95 x 237	1,13	**16098**
DSP DN40	400	5		22	722 x 127 x 272	2,39	**06813**
DSP DN65	450	5		23	733 x 127 x 272	2,81	**06814**
DSP DN65	800	5		28	882 x 127 x 272	3,51	**06816**
1.5" NST-NH female			20				**09955**
1.5" NST-NH female			60	18			**09956**
1.5" NST-NH female			95	22	698 x 187 x 272	2,64	**09957**
1.5" NST-NH female			125	23	698 x 187 x 272	2,63	**09958**
2.5" NST-NH female			200	18	814 x 127 x 272	3,46	**02296**
2.5" NST-NH female			250	28	814 x 187 x 272	3,46	**09959**

Foam branchpipe with shutoff, without suction of foam concentrate, with blabbermouth



These branches are mounted with a blabbermouth to adjust the shape and throw range.
They are equipped with a shutoff allowing the opening and closing of the branch. The flow rate is 400 lpm and various inlet connections are possible: threaded BSP or NST-NH or standardised couplings.

Maximum working pressure: PN16
Material: aluminium alloy
Surface treatment: polyester coating
Valve type: ball valve
Operation: by manoeuvre handle
Body type: cut into bars
Expansion: approx. x10

Handle colour:



Inlet	Flow rate (lpm)	Working pressure (bar)	Average range (m)	Dimensions (mm)	Weight (kg)	Ref.
2" BSP male	400	5	22			**18813**
DSP DN40	400	5	22			**18815**
DSP DN65	400	5	22			**18814**

''POWER FOAM'' branchpipe with shutoff, without suction of foam concentrate (patented)



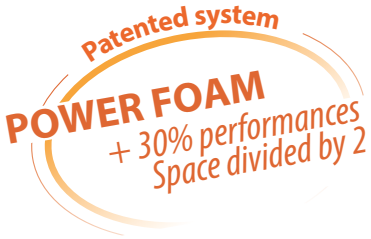

Maximum working pressure: PN16
Material: aluminium alloy
Surface treatment: polyester coating and hard anodisation
Valve type: ball valve
Operation: by manoeuvre handle
Body type: moulded
Expansion: approx. x10

Handle colour:

Our range of low expansion ''POWER FOAM'' branchpipes without suction is made according to a new patented technology making the device more compact with higher throw range performance. The branch is equipped with a ball valve and pistol grip.
The flow rate range, from 200 to 800 lpm and various inlet connections are possible. The branch is made of aluminium alloy, hard anodised and with red polyester coating.



Inlet	Flow rate (lpm)	Working pressure (bar)	Average range (m)	Dimensions (mm)	Weight (kg)	Ref.
2" BSP male	200	5	23	340 x 110 x 242	1,82	**23554**
2" BSP male	400	5	27	340 x 110 x 242	1,82	**23558**
2.5" BSP male	800	5	36	406 x 122 x 250	2,70	**25052**

Foam branchpipe with suction of foam concentrate in aluminium alloy



Maximum working pressure: PN16
Material: aluminium alloy
Surface treatment: polyester coating and hard anodisation
Body type: cut into bars
Valve type: ball valve
Expansion: approx. x10
Suction percentage: 0.4, 1, 3 or 6%
Supplied with pick-up tube: yes

Handle colour:

Our range of low expansion self educting branchpipes is made of aluminium alloy, hard anodised and with red polyester coating. The branch has a shutoff for quick opening and closing and a pick-up tube. Foam expansion is about 10. Flow rates range from 75 to 200 lpm and various possible inlets: threaded BSP or NST-NH or standardised couplings.

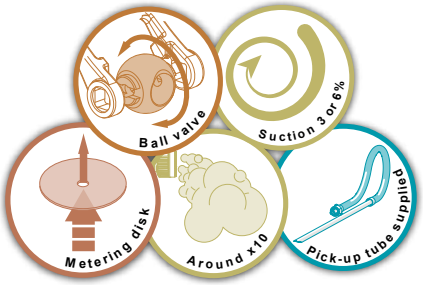

Inlet	Flow rate (lpm)	Working pressure (bar)	Dimensions (mm)	Weight (kg)	Ref.
1" BSP female	75	10	592 x 95 x 236	1,91	**09960**
Storz D/25	75	10			**16004**
SG DN20	75	10			**09358**
2" BSP male	200	7	661 x 95 x 236	1,80	**16005**
DSP DN40	200	7		1,64	**09359**
1.5" NST-NH female	200	7	648 x 95 x 236	1,80	**09961**

Foam branchpipe with suction of foam concentrate, in bronze



Maximum working pressure: PN16
Material: bronze and aluminium alloy
Surface treatment: polyester coating
Body type: moulded
Valve type: ball valve
Expansion: approx. x10
Suction percentage: 3 or 6%
Supplied with pick-up tube: yes

Handle colour:

Our range of low expansion self-educing foam branchpipe is made in bronze and stainless steel with polyester coating for corrosive environment.
The branch is equipped with a shutoff to open and close it and comes with a pick-up tube. Foam expansion is about 10.



Inlet	Flow rate (lpm)	Working pressure (bar)	Dimensions (mm)	Weight (kg)	Ref.
DSP DN65	400	5			**16186**
GOST	400	5		6	**18349**

POK France - ZI Les Guignons - 10400 Nogent-sur-Seine - FRANCE
Tel: +33 (0)3 25 39 84 78 - Fax: +33 (0)3 25 39 84 90 - Email: export@pok.fr - Web: www.pok.fr

Dual-use



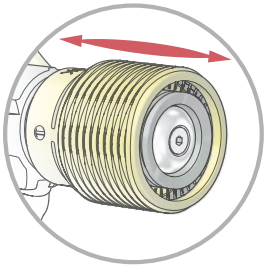

Passing from the water spray to foam is obtained by sliding the head

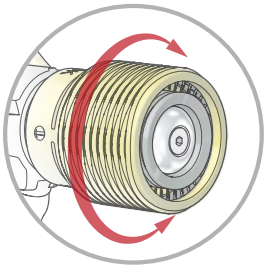

Changing from straight jet to spray is obtained by rotation of the head ring

Maximum Maximum working pressure: PN16
Shutoff: with ball valve
Opening: by operating handle
Expansion rate: around x10
Material: aluminium alloy
Surface treatment: hard anodisation
Body type: cut into bars
Head: smooth
Pistol grip: one

Option: shutoff handle made in aluminium alloy

Bumper guard colours:

The dual use nozzle is very light, robust and made of aluminium alloy hard anodised - PN16.
To deliver foam, the nozzle must be supplied with a pre-mix solution.
Choose between :
- position 1: water
- position 2: foam obtained by sliding the head ring

The operating handle enables a quick open/close of the nozzle.



Inlet	Flow rate	Working pressure	Dimensions (mm)	Weight (kg)	Ref
1.5" BSP female	250 lpm	6 bar	227 x 119 x 259	1,75	**32826**
Storz C/52 swivel	250 lpm	6 bar	291 x 119 x 259	2,20	**32826.Storz**

Edupok



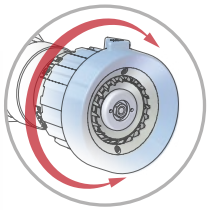

Stream pattern selection by rotation of the head ring

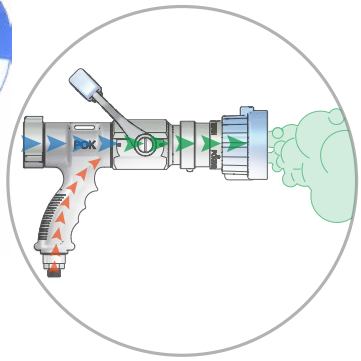

System of foam mix concentrate is integrated in the body of the nozzle

Maximum Maximum working pressure: PN16
Shutoff: with ball valve
Opening: by operating handle
Flush: YES
Suction percentage: 3%
Expansion rate: around x10
Material: aluminium alloy
Surface treatment: hard anodisation
Body type: cut into bars and moulded
Head: spinning teeth
Pistol grip: one

Options: low expansion foam attachment, medium expansion foam attachment.

Bumper guard colours:

Our self-educting nozzle "EDUPOK" 95 GPM has an ultra-compact mixing system integrated in the grip of the nozzle and does not require an external foam eductor.
The nozzle is made out of aluminium alloy hard anodised.
The bumper with tactile marks enables to select the different stream patterns (straight jet, flashover, wide angle spray).
The operating handle enables a quick open/close of the nozzle.



Inlet	Flow rate	Working pressure	Dimensions (mm)	Weight (kg)	Ref
1.5" NST-NH female	95 GPM	100 PSI	329 x 127 x 281	2,7	**32394**
Storz C/52 swivel	95 GPM	100 PSI	370 x 127 x 281	3	**32394.Storz**

Self-educing foam branchpipe with spinning teeth nozzle





Selection of the suction percentage with the metering device at 1 and 2%, the "Flush" position is used to clean the metering device.

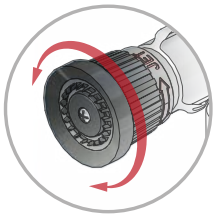

Nozzle tip with spinning teeth and selectable stream from straight jet to wide angle.

Maximum working pressure: PN16
Material: aluminium alloy
Surface treatment: hard anodisation
Valve type: ball valve
Operation: by manoeuvre handle
Body type: cut into bars
Tip: spinning teeth
Pistol grip type: simple
Suction percentage: 1 and 2%
Non-return valve: yes
Supplied with pick-up tube: yes

Options: foam tank with metering device

Bumper guard colour:

These foam nozzles are compact, with spinning teeth and come standard with metering device and pick-up tube.
The metering device allows to change the foam concentrate percentage during use and water pattern can be changed from straight jet to wide angle.
The nozzle is equipped with a shutoff for quick opening and closing. Several normalised couplings can be mounted: sym Guillemin, Storz, BSP, etc.

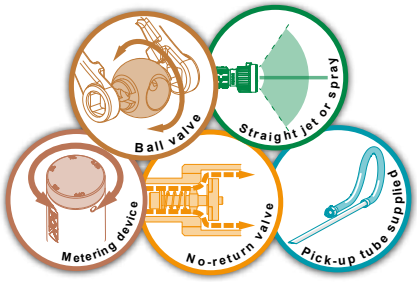

Inlet	Flow rate (lpm)	Working pressure (bar)	Dimensions (mm)	Weight (kg)	Ref.
1" BSP female	75	5		2,90	**17557**
1" NST-NH female	75	5			**18637**
SG DN20	75	5			**18638**
Storz D/25	75	5			**18639**

Self-educing foam branchpipe



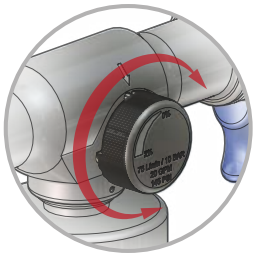

Selection of the suction percentage using the metering device from 0 to 2%.

Maximum working pressure: PN16
Material: aluminium alloy and stainless steel
Surface treatment: hard anodisation
Valve type: ball valve
Operation: by manoeuvre handle
Body type: cut into bars
Tip: spinning teeth
Pistol grip type: simple
Suction percentage: from 0 to 2%
Non-return valve: yes
Supplied with pick-up tube: yes

Bumper guard colour:

The self-educing foam branchpipe is equipped with a bottle allowing to have a reserve of foam concentrate directly on the nozzle.
The metering device allows to change the percentage of the foam concentration (0 to 2%) during operation and the stream pattern can be changed from straight jet to wide angle spray.
Several normalised couplings can be mounted on the nozzle: sym Guillemin, Storz, BSP, etc.

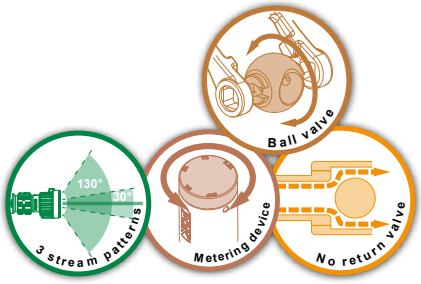

Inlet	Flow rate (lpm)	Working pressure (bar)	Dimensions (mm)	Weight (kg)	Ref.
1" BSP female	150	6			**29536**
Storz C/52	150	6	467 x 120 x 390	3,16	**29536.C52**

Foam concentrate bottle for self-educing foam nozzle





Selection of the suction percentage using the metering device for 1% and 2%. The Flush position is used to clean the metering device.

Maximum working pressure: PN16
Suction percentage: 1 and 2%
Non-return valve: yes
Supplied with pick-up tube: yes

This bottle with metering device replaces the pick-up tube which is no longer required. The operator can freely move with a foam concentrate supply attached to the nozzle.



Capacity (L)	Dimensions (mm)	Weight (kg)	Ref.
2	120 x 120 x 357	0,83	**21340**

POK France - ZI Les Guignons - 10400 Nogent-sur-Seine - FRANCE
Tel: +33 (0)3 25 39 84 78 - Fax: +33 (0)3 25 39 84 90 - Email: export@pok.fr - Web: www.pok.fr

Dual expansion foam branchpipes (low and medium expansion)

Our dual expansion foam branchpipes 200 and 400 lpm are made in aluminium alloy. They are simple to use: the foam expansion can be changed by rotation of the ring for low or medium expansion.
At low expansion, the premix is going through the inner tube creating an expansion of about 10. At medium expansion, the premix is coming out of the four tips on the external tube creating homogeneous and dense foam of expansion about 70.
The foam branchpipe works with a premix at 3 or 6% depending on the required foam results.

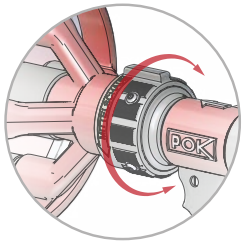

The rotation of the ring allows to go from expansion x10 to x70 (or x90)

Maximum working pressure: PN16
Material: aluminium alloy
Surface treatment: polyester coating and hard anodisation
Valve type: ball valve
Operation: by manoeuvre handle
Body type: moulded
Pistol grip type: simple
Expansion: approx. x10 or x70

Handle colour:





With pistol grip and "Gamma" handle. Foam expansion 10, in low expansion foam mode, and 70 in medium expansion foam mode.

Inlet	Flow rate (lpm)	Working pressure (bar)	Dimensions (mm)	Weight (kg)	Ref.
Storz C/52	200	5	637 x 279 x 321	6,39	**29001**
Storz C/52	400	5	661 x 338 x 336	7,46	**29983**



Model made for French Navy, with pistol grip and "Gamma" manoeuvre handle. Foam expansion 10, in low expansion foam mode, and 90 in medium expansion foam mode.

Inlet	Flow rate (lpm)	Working pressure (bar)	Dimensions (mm)	Weight (kg)	Ref.
DSP DN40	200	4	668 x 338 x 366	7,09	**35102**



With "DIN" valve, therefore without pistol grip. Expansion 10 in low expansion foam mode, and 70 in medium expansion foam mode.

Inlet	Flow rate (lpm)	Working pressure (bar)	Dimensions (mm)	Weight (kg)	Ref.
Storz C/52	200	5	633 x 279 x 303	6,50	**34593**
Storz C/52	400	5	658 x 338 x 366	7,62	**37133**

Foam branchpipe without shutoff, without manometer and stainless steel mesh



Couplings conform to norms
DSP - NF S 61-701
Storz - DIN 14307 & 14308
BSP - ISO R 228
NST / NH - NFPA 1963

Conform to the norm
Storz - DIN 14366

Maximum working pressure: PN16
Material: aluminium alloy and stainless steel
Surface treatment: polyester coating
Expansion: approx. x70
Lift handle: yes

Our range of medium expansion foam branchpipes without shutoff is made in aluminium alloy and red polyester coating, and with a stainless steel mesh.
The expected foam expansion is 70. This range of foam branchpipes allows a flow rate going from 60 to 800 lpm as well as several inlet connections: threaded BSP or NST-NH or standardised couplings.



Inlet	Flow rate (lpm)	Working pressure (bar)	Dimensions (mm)	Weight (kg)	Ref.
1" NST-NH female	60	6			**12405**
2.5'' BSP male	800	5	656 x 338 x 367	6,31	**09033**
Storz B/75	800	5	693 x 338 x 367	6,68	**09034**
DSP DN65, with lock	800	5	743 x 338 x 367	6,60	**01309**

Foam branchpipe without shutoff, with manometer, with stainless steel mesh



Couplings conform to norms
DSP - NF S 61-701
Storz - DIN 14307 & 14308
BSP - ISO R 228
NST / NH - NFPA 1963

Conform to the norm
Storz - DIN 14366

Maximum working pressure: PN16
Material: aluminium alloy and stainless steel
Surface treatment: polyester coating
Expansion: approx. x70
Lift handle: yes
Pressure gauge: yes

Our range of medium expansion foam branchpipes without shutoff is made in aluminium alloy and red polyester coating and with a stainless steel mesh.
Expansion is about 70.
The flow rates go from 200 to 400 lpm and several inlet connections are possible: threaded BSP or NST-NH or standardised couplings.



Inlet	Flow rate (lpm)	Working pressure (bar)	Dimensions (mm)	Weight (kg)	Ref.
1.5" BSP male	200	5	441 x 228 x 259	2,21	**09028**
Storz C/52	200	5	474 x 228 x 259	2,49	**09029**
DSP DN40	200	5	484 x 228 x 259	2,37	**01305**
2" BSP male	400	5	436 x 279 x 311	2,75	**09030**
Storz C/52	400	5	471 x 279 x 311	3,03	**09031**
Storz B/75	400	5	474 x 279 x 311	3,05	**09032**
DSP DN40	400	5	489 x 279 x 311	2,97	**01307**

POK France - ZI Les Guignons - 10400 Nogent-sur-Seine - FRANCE
Tel: +33 (0)3 25 39 84 78 - Fax: +33 (0)3 25 39 84 90 - Email: export@pok.fr - Web: www.pok.fr

Foam branchpipe with shutoff, with manometer, with stainless steel mesh



Couplings conform to norms
DSP - NF S 61-701
Storz - DIN 14307 & 14308
BSP - ISO R 228
NST / NH - NFPA 1963

Conform to the norm
Storz - DIN 14366

Maximum working pressure: PN16
Material: aluminium alloy and stainless steel
Surface treatment: polyester coating
Valve type: ball valve
Operation: by lever
Expansion: approx. x70
Lift handle: yes

Our range of medium expansion foam branchpipe with shutoff is made in aluminium alloy and red polyester coating, and equipped with a stainless steel mesh. This equipment provides an expansion of about 70 and throwing range up to 16 meters for a flow rate of 800 lpm at 5 bar.
These foam branchpipes work with flow rates from 200 to 800 lpm and several inlet connections are possible: threaded BSP or NST-NH or standardised couplings.



Inlet	Flow rate (lpm)	Working pressure (bar)	Dimensions (mm)	Weight (kg)	Ref.
2.5" BSP male	800	5	836 x 338 x 367	8,65	**09040**
Storz B/75	800	5	874 x 338 x 367	9,06	**09041**
DSP DN65, with lock	800	5	923 x 338 x 367	8,94	**01756**
2.5" NST-NH female	800	5	883 x 338 x 367	9,07	**09964**

Foam branchpipe with shutoff, with manometer, with stainless steel mesh.



Couplings conform to norms
DSP - NF S 61-701
Storz - DIN 14307 & 14308
BSP - ISO R 228
NST / NH - NFPA 1963

Conform to norm
POLISH
Certification 1942 / 2014
Certification 1943 / 2014
Yellow handle



Conform to the norm
Storz - DIN 14366

Maximum working pressure: PN16
Material: aluminium alloy and stainless steel
Surface treatment: polyester coating
Valve type: ball valve
Operation: by lever
Expansion: approx. x70
Lift handle: yes
Pressure gauge: yes

Our range of medium foam expansion branchpipes with shutoff is made in aluminium alloy, hard anodised and equipped with a stainless steel mesh.
These devices come with a manometer.



Inlet	Flow rate (lpm)	Working pressure (bar)	Dimensions (mm)	Weight (kg)	Ref.
1" NST-NH female	60	5			**13236**
2" BSP male	200	5	525 x 228 x 259	2,84	**09035**
Storz C/52	200	5	559 x 228 x 259	3,11	**09036**
Storz C/52	200	5,5	586 x 279 x 311	5,00	**29918***
DSP DN40	200	5	575 x 228 x 259	2,07	**01306**
1.5" NST-NH female	200	5	557 x 228 x 259	3,09	**09962**
2" BSP male	400	5	518 x 279 x 311	3.37	**09037**
Storz C/52	400	5	550 x 279 x 311	3,65	**09038**
Storz C/52	400	5,5	788 x 279 x 311	5,80	**29921***
Storz B/75	400	5	553 x 279 x 311	3,67	**09039**
DSP DN40	400	5	568 x 279 x 311	3,62	**01308**
1.5" NST-NH female	400	5	550 x 279 x 311	3,57	**09963**

*Conform to the Polish standard, expansion x100 for 29918 and x88 for 29921, yellow handle

''BLIZZARD 2000'' foam branchpipe



Maximum working pressure: PN16
Material: aluminium alloy and stainless steel
Expansion: approx. x50



Our ''BLIZZARD 2000'' medium expansion foam branchpipe can be mounted on portable or fixed monitors, for a flow rate of 2,000 lpm at 10 bar.
It is made in stainless steel and anodised aluminium. The branchpipe offers an expansion of 30 to 50 and throw range of 45 meters.
The inlet connection is a 2.5" female thread and can be equipped with all types of couplings on demand.

Inlet	Flow rate (lpm)	Working pressure (bar)	Dimensions (mm)	Weight (kg)	Ref.
2.5'' BSP female	2000	10		20,00	**13129**

''BLIZZARD 200'' foam branchpipe



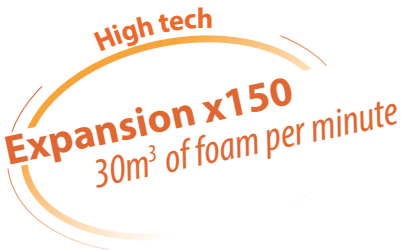

Maximum working pressure: PN16
Material: aluminium alloy and resin
Surface treatment: polyester coating
Expansion: approx. x150
Lift handle: yes



The ''BLIZZARD 200'' medium expansion foam branchpipe is made in primary aluminium alloy with high strength thermic treatment. The mesh is in stainless steel and tube in polyester.
With its robust construction and high technology the Blizzard 200 represents an evolution of our medium foam expansion branchpipe.
Supplied with a premix of 3%, depending on the quality of the foam, the branchpipe produces an expansion of 150 or more, that is 30 m^3 per minute.

Inlet	Flow rate (lpm)	Working pressure (bar)	Dimensions (mm)	Weight (kg)	Ref.
DSP DN40	200	from 2 to 8	835 x 416 x 416	10,60	**22612**



POK France - ZI Les Guignons - 10400 Nogent-sur-Seine - FRANCE
Tel: +33 (0)3 25 39 84 78 - Fax: +33 (0)3 25 39 84 90 - Email: export@pok.fr - Web: www.pok.fr

Medium expansion foam nozzles with shutoff



Maximum working pressure: PN16
Material: aluminium alloy
Surface treatment: polyester coating and hard anodisation
Body type: cut into bars
Valve type: ball valve
Expansion: approx. x30
Suction percentage: 0.4, 1, 3 or 6%
Supplied with pick-up tube: yes

Handle colour:

Our range of self-educing medium expansion foam nozzles is made in aluminium alloy and with red polyester coating.
The nozzles have a shutoff allowing open/close and are delivered with a pick-up tube.
The foam expansion is about 30.
The flow rates are going from 75 to 950 lpm and there are several possible inlet connections: threaded BSP or NST-NH, or standardised couplings.

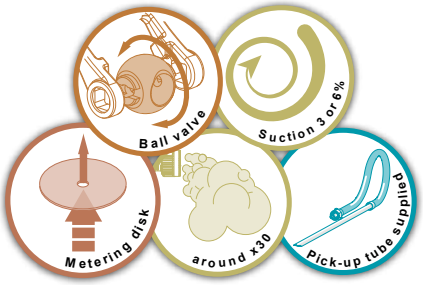

Inlet	Flow rate (lpm)	Working pressure (bar)	Dimensions (mm)	Weight (kg)	Ref.
1" BSP female	75	5		3,23	**18632**
Storz D/25	75	5			**18633**
SG DN20	75	5			**18631**
1" NST-NH female	75	5	500 x 134 x 236	2,67	**08998**
1.5" NST-NH female	240	5			**13237**
1.5" NST-NH female	475	5			**13238**
2.5" NST-NH female	950	5			**13239**

Medium expansion foam nozzles with shutoff and bottle of foam concentrate



Maximum working pressure: PN16
Material: aluminium alloy
Surface treatment: polyester coating and hard anodisation
Body type: cut into bars
Valve type: ball valve
Expansion: approx. x30
Suction percentage: 3%

Handle colour:

Our range of self-educing medium expansion foam is made in aluminium alloy and red polyester coating. These nozzles have a shutoff for opening and closing and come with a bottle for foam concentrate.
They offer an expansion of about 30. There are several possible inlet connections: threaded BSP or NST-NH, or standardised couplings.

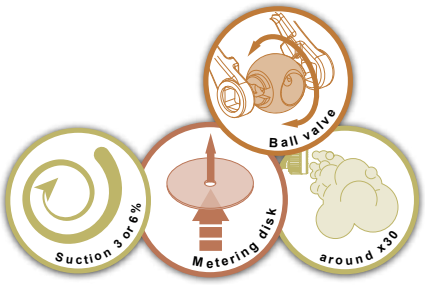

Inlet	Flow rate (lpm)	Working pressure (bar)	Dimensions (mm)	Weight (kg)	Ref.
Storz D/25	75	5		4,02	**17581**
SG DN20	75	5			**18634**
1" BSP female	75	5			**18635**
1" NST-NH female	75	5			**18636**

''HANDY-FOAM'' portable foam unit

Portable unit
Great autonomy of the fireman
Easy carrying
Many options



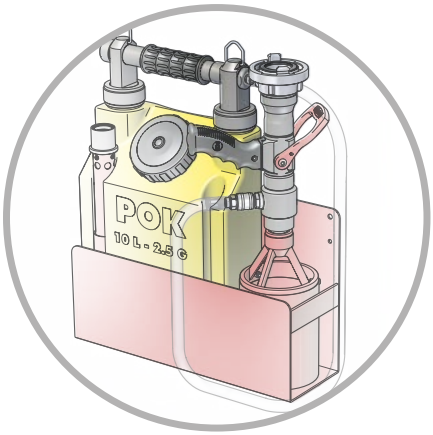

''Handy-foam'' with carrier in aluminium alloy, equipped wih a low and medium foam expansion branchpipe

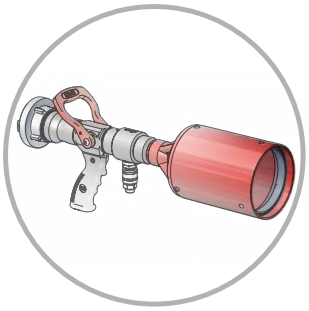

Self-educing foam branchpipe medium expansion of 75 lpm

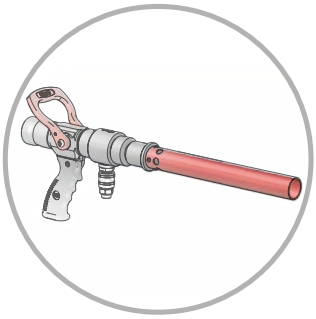

Self-educing foam branchpipe low expansion of 75 lpm

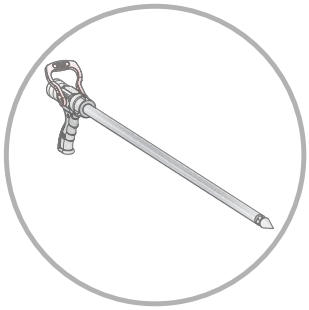

Belier piercing nozzle of 75 lpm

Maximum working pressure: PN16
Material: aluminium alloy and polyethylene
Surface treatment: polyester coating and hard anodisation
Valve type: ball valve
Expansion: approx. x10 or x70
Suction percentage: 0,4, 1, 3 or 6%

Handle colour:

The ''HANDY FOAM'' portable foam unit is made of a resevoir in polyethylene with 10 liters capacity and carrying shoulder straps to facilitate the carrying.
It comes with low and medium expansion foam branchpipes that can be connected to the nozzle and exchanged depending on the use, and allowing possible percentages of foam concentrate thanks to calibrated orifices of 0.4, 1, 3 and 6%.
Various options are possible: self-educing low expansion foam branchpipe of 75 lpm, self-educing medium expansion foam branchpipe of 75 lpm, self-educing low expansion foam branchpipe of 200 lpm, Belier piercing nozzle of 75 lpm, shutoff, low expansion foam head, medium expansion foam head, nozzle tip of 75 lpm, reservoir, pick-up tube, carrier, extra metering orifices.

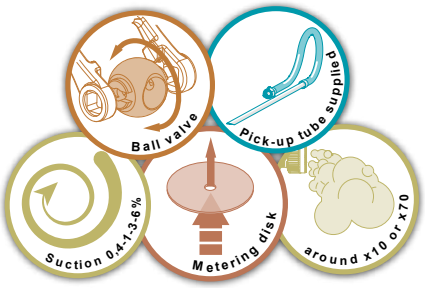

Description	Capacity (liter)	Flow rate (lpm)	Inlet	Dimensions (mm)	Weight (kg)	Ref.
Portable foam unit with low and medium expansion foam branchpipes and carrying shoulder straps	10	75			5,90	**08997**
Portable foam unit with low and medium expansion foam branchpipes and harness	20	75			6,20	**25098**
Self-educing low expansion foam branchpipe		75	1'' BSP female	952 x 95 x 236	1,91	**09960**
Self-educing medium expansion foam branchpipe		75	1'' BSP female	500 x 134 x 236	2,67	**08998**
Self-educing low expansion foam branchpipe		200	1.5" NST-NH female	648 x 95 x 236	1,80	**09961**
Belier piercing nozzle		75	1'' NST-NH female	1099 x Ø64	1,88	**12789**
Shutoff valve with self-educing system		75	1'' NST-NH female	247 x 95 x 236	1,45	**12678**
Low expansion foam head		60	1'' NST-NH female	363 x Ø50	0,40	**12669**
Medium expansion foam head		60	1'' NST-NH female	266 x Ø134	1,22	**12405**
Nozzle tip		75	1'' NST-NH female	100 x Ø50	0,27	**12749**
Reservoir with pick-up tube, filter and straps	10					**08999**
Pick-up tube of 3 meters length						**12791**
Aluminium alloy support				493 x 133 x 303	1,12	**11716**
Metering orifices (precise the flow rate and percentage when ordering)				35 x Ø30	0,03	**09823**

POK France - ZI Les Guignons - 10400 Nogent-sur-Seine - FRANCE
Tel: +33 (0)3 25 39 84 78 - Fax: +33 (0)3 25 39 84 90 - Email: export@pok.fr - Web: www.pok.fr

Portable foam unit in stainless steel



Maximum working pressure: PN16
Material: stainless steel

Portable foam unit in stainless steel. It is composed of a 12 liters reservoir and 60 lpm eductor with shutoff valve. It comes with a low expansion foam branchpipe and pick-up tube. Several inlet connections are possible: threaded BSP or NST-NH, or standardised couplings.



Inlet	Flow rate (lpm)	Capacity (liter)	Dimensions (mm)	Weight (kg)	Ref.
SG DN20	60	12			**09174**
GFR DN20 female	60	12			**09176**
DSP DN40	60	12			**09180**



Mobile foam units with reservoir





Mobile foam unit with 100 liters tank, ''MIXY EDUCTOR'' 200 lpm and low expansion foam nozzle 200 lpm

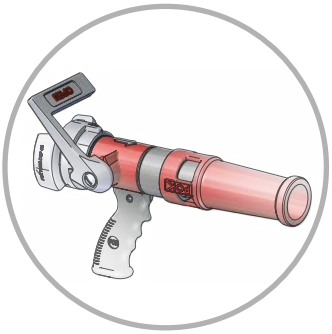

Supplied with low or medium expansion of 200 or 400 lpm

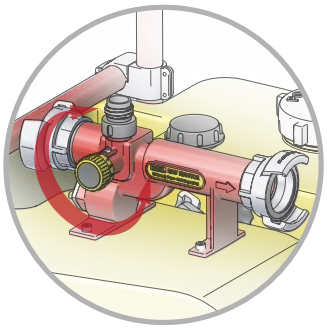

Supplied with ''MIXY EDUCTOR'' 200 or 400 lpm, with control valve and metering device

Maximum working pressure: PN16
Material: aluminium alloy and polyethylene
Surface treatment: polyester coating and hard anodisation
Valve type: ball valve
Operation: by handle
Expansion: approx. x10 or x70
Suction percentage: 0, 1, 2, 3, 4, 5 and 6%
Non-return valve: yes
Control valve: yes
Supplied with pick-up tube: yes



Our mobile foam units are available in 100 liters or 150 liters. Equipped with a tank in polyethylene yellow colour, mounted on chassis and two rear wheels of 400 mm, two front and rotating wheels with a locking device.
The foam unit is delivered with accessories: Mixy eductor of 200 or 400 lpm and pick-up tube, a 20m long flat hose of diameter 45 or 70, a low or medium foam expansion nozzle of 200 or 400 lpm (depending on the model). Several inlet connections are possible: threaded BSP or NST-NH or standardised couplings.

Description	Capacity (liter)	Flow rate (lpm)	Inlet	Dimensions (mm)	Weight (kg)	Ref.
Mobile foam unit with low expansion foam branchpipe and eductor 200 lpm	100	200	DSP DN40	790 x 745 x 922	49	**07949**
Mobile foam unit with medium expansion foam branchpipe and eductor 200 lpm	100	200	DSP DN40	790 x 745 x 922	54	**07950**
Mobile foam unit with low expansion foam branchpipe and eductor 200 lpm	100	200	Storz C/52	790 x 745 x 922	54	**09024**
Mobile foam unit with medium expansion foam branchpipe and eductor 200 lpm	100	200	Storz C/52	790 x 745 x 922	54	**09025**
Mobile foam unit with low expansion foam branchpipe and eductor 400 lpm	150	400	DSP DN65	800 x 760 x 992	62	**07951**
Mobile foam unit with medium expansion foam branchpipe and eductor 400 lpm	150	400	DSP DN65	800 x 760 x 992	64	**07952**
Mobile foam unit with low expansion foam branchpipe and eductor 400 lpm	150	400	Storz B/75	800 x 760 x 992	64	**09026**
Mobile foam unit with medium expansion foam branchpipe and eductor 400 lpm	150	400	Storz B/75	800 x 760 x 992	64	**09027**
Mobile foam unit with low expansion foam branchpipe and eductor 400 lpm	150	400	Instantaneous 2.5'' male	800 x 760 x 992	63	**16064**
Mobile foam unit with low expansion foam branchpipe and eductor 200 lpm - without hose	150	200	DSP DN40	800 x 760 x 992	42	**16081**
Mobile foam unit with low expansion foam branchpipe and eductor 400 lpm - without hose	150	400	Storz C/52	800 x 760 x 992	49	**15860**
Mobile foam unit with low expansion foam branchpipe and eductor 400 lpm - without hose	150	400	Instantaneous 2.5'' male	800 x 760 x 992	48	**16086**

POK France - ZI Les Guignons - 10400 Nogent-sur-Seine - FRANCE
Tel: +33 (0)3 25 39 84 78 - Fax: +33 (0)3 25 39 84 90 - Email: export@pok.fr - Web: www.pok.fr

POK FOAM "QST" Quick Stick Technology 100 lpm



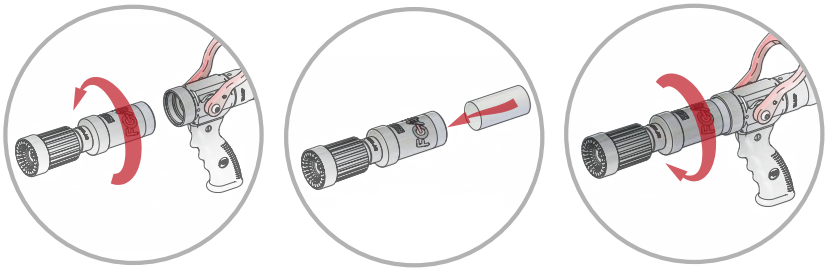

Replacing the stick is easy:
1 - unscrew the soap box

2 - insert a quick stick

3 - screw the soap box tightly

Maximum working pressure: PN16
Material: aluminium alloy
Surface treatment: hard anodisation
Valve type: ball valve
Operation: by lever
Bumper guard colour:

POK Quick Stick Technology features the use of a small easy to use solid stick of wetting agent, type A or AFFF/AR. The water passing through the mixing tube dissolves the stick. Eliminates the drawbacks of liquid foams: weight, size, transfer problems. The nozzle offers a flow rate of 100 lpm at the operating pressure of 6 bar.
Several inlet connections are possible: threaded BSP or NST-NH or standardised couplings.



Inlet	Flow rate (lpm)	Working pressure (bar)	Dimensions (mm)	Weight (kg)	Ref.
3/4" BSP female	100	6	345 x 95 x 236	1,47	**18673**

Soap box for POK FOAM ''QST'' 100 lpm



Inlet	Outlet	Dimensions (mm)	Weight (kg)	Ref.
3/4'' GHT female	3/4'' GHT male	140 x Ø54	0,32	**18806**

Transparent soap box for POK FOAM ''QST'' 100 lpm



Inlet	Outlet	Dimensions (mm)	Weight (kg)	Ref.
3/4'' GHT female	3/4'' GHT male	145 x Ø59	0,15	**22252**

Soap refill for POK FOAM ''QST'' 100 lpm



Description	Weight (kg)	Ref.
Soap refill - mini Eco green		**16265**
Soap refill - mini Turbo red		**16266**
Soap refill - mini Clean white		**16267**

POK FOAM ''QST'' Quick Stick Technology 250 lpm - Gamma shutoff handle



Award
Product of the year 2004

2004 FireTech Reno
PRODUCT OF THE YEAR AWARD
Presented to
POK
SELECTED BY THE NEVADA FIREFIGHTERS ASSOCIATION

Replacing the stick is easy:

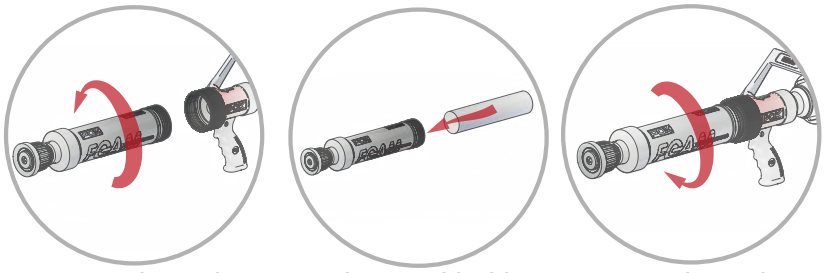

1 - unscrew the soap box

2 - insert a quick stick

3 - screw the soap box tightly

Maximum working pressure: PN16
Material: aluminium alloy
Surface treatment: hard anodisation and polyester coating
Valve type: ball valve
Operation: by handle

POK Quick Stick Technology features the use of a small easy to use solid stick of wetting agent, type A AFFF/AR. The water passing through the mixing tube dissolves the stick. Eliminates the drawbacks of liquid foams: weight, size, transfer problems. The nozzle with Gamma shutoff handle offers a flow rate of 250 lpm at the operating pressure of 6 bar.
Several inlet connections are possible: threaded BSP or NST-NH or standardised couplings.



Inlet	Flow rate (lpm)	Working pressure (bar)	Dimensions (mm)	Weight (kg)	Ref.
Storz C/52	250	6	572 x 110 x 242	2,85	**13677**

POK FOAM ''QST'' Quick Stick Technology 250 lpm - nozzle trigger



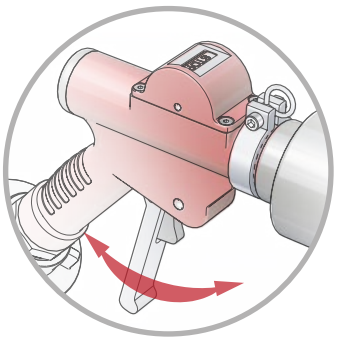

Nozzle with trigger and four positions: MAXI - 2/3 - 1/3 - Stop

Maximum working pressure: PN16
Material: aluminium alloy
Surface treatment: hard anodisation and polyester coating
Valve type: with slide valve
Operation: by trigger

POK Quick Stick Technology features the use of a small easy to use solid stick of wetting agent, type A AFFF/AR. The water passing through the mixing tube dissolves the stick. Eliminates the drawbacks of liquid foams: weight, size, transfer problems. The nozzle with slide valve and trigger offers a flow rate of 250 lpm at the operating pressure of 6 bar.
Several inlet connections are possible: threaded BSP or NST-NH or standardised couplings.



Inlet	Flow rate (lpm)	Working pressure (bar)	Dimensions (mm)	Weight (kg)	Ref.
2.5'' NST-NH female	250	6	813 x 93 x 215		**13615**

POK France - ZI Les Guignons - 10400 Nogent-sur-Seine - FRANCE
Tel: +33 (0)3 25 39 84 78 - Fax: +33 (0)3 25 39 84 90 - Email: export@pok.fr - Web: www.pok.fr

Soap box for POK FOAM ''QST'' 250 lpm



Inlet	Outlet	Dimensions (mm)	Weight (kg)	Ref.
1.5'' NST-NH female	1'' NST-NH male	355 x Ø85	1,22	**18801**
1.5'' NST-NH female	1'' NPSH male	355 x Ø85	1,22	**18802**
1.5'' NST-NH female	1.5'' NST-NH male	376 x Ø85	1,25	**18803**

Transparent soap box for POK FOAM ''QST'' 250 lpm



Inlet	Outlet	Dimensions (mm)	Weight (kg)	Ref.
1.5'' NST-NH female	1.5'' NST-NH male	328 x Ø87	0,49	**22267**

Soap refill for POK FOAM ''QST'' 250 lpm



Description	Weight (kg)	Ref.
Soap refill - maxi Eco green		**16262**
Soap refill - maxi Turbo red		**16263**
Soap refill - maxi Clean white		**16264**

Self-educing ''QST'' Quick Stick Technology with by-pass



Maximum working pressure: PN16
Material: aluminium alloy
Surface treatment: hard anodisation and polyester coating
Valve type: ball valve
Operation: by hand
Flush: YES

Pre-mixed POK Quick Stick Technology "QST" features the use of a small, easy to use, solid stick of wetting agent, Type A AFFF/AR.
The water passing through the mixing tube dissolves the stick. The use of solid cartridges eliminates the drawbacks of using liquid foams (weight, size, transfer problems).
The pre-mixer is equipped with a bypass function which facilitates the change of the cartridge (so you can use the device with or without the pre-mixer) and it features a flush valve.
Several inlet connections are possible: threaded BSP or NST, or standardised couplings.

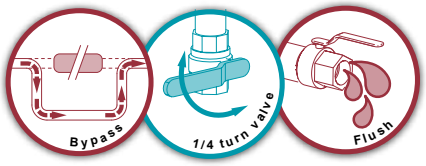

Inlet	Outlet	Flow rate (lpm)	Working pressure (bar)	Dimensions (mm)	Weight (kg)	Ref.
1.5" BSP female	1.5" BSP female	250	6	829 x 288 x 303	12,22	**21758**

Long range jet spray nozzle





Maximum working pressure: PN16
Material: aluminium alloy
Surface treatment: polyester coating and hard anodisation
Body type: moulded
Valve type: ball valve
Operation: by lever
Pistol grip type: yes



Our long range jet spray nozzle allows a water jet spray distance longer than other devices. The working principle is as follows: coating of air under pressure by a water jet. At a certain distance of the nozzle, the forces which maintain the water around the air release, and the compressed air blow up this water jet into small droplets, which absorb the fire heat, to cool it down fast.
The advantage of this device is that the operation is continuous with an extremely fast effect. The advantage compared to a classic nozzle is to get a longer range of the jet spray.
Thanks to its jet spray allowing the absorption of the fire heat, our long range jet spray nozzle allows to solve one of the problems encountered by firefighters when they have to approach close to a fire.

Inlets	Flow rate water (lpm)	Flow rate air (m^3/h)	Dimensions (mm)	Weight (kg)	Ref.
2x 1.5" NST-NH female	400	200	297 x 126 x 315	3,35	**16051**
2x 1.5" NPSH female	400	200	329 x 126 x 315	3,68	**16052**
2x Storz DN38 / 1.5"	400	200	290 x 126 x 315	3,22	**16053**
2x SG DN40	400	200	334 x 126 x 315	2,91	**16054**
2x 2" BSP male	400	200	256 x 126 x 315	2,92	**16055**



POK France - ZI Les Guignons - 10400 Nogent-sur-Seine - FRANCE
Tel: +33 (0)3 25 39 84 78 - Fax: +33 (0)3 25 39 84 90 - Email: export@pok.fr - Web: www.pok.fr

''COMBIPOWDER'' powder-foam nozzle (patented)

Product used By the French Navy



Maximum working pressure: PN16
Material: aluminium alloy
Surface treatment: polyester coating and hard anodisation
Body type: moulded
Valve type: ball valve
Operation: by lever
Pistol grip type: yes
Expansion: approx. x10
Range: 27m (measure made by the French Navy)

Our range of ''COMBIPOWDER'' powder foam nozzle is made entirely in aluminium alloy. This nozzle combines two functions: a powder nozzle with flow rate of 5 Kg/s and a 400 lpm foam nozzle.
The combination of the two devices operating simultaneously has the advantage of significantly improving the distance of the powder nozzle and generates unsurpassed efficiency in extinguishing oil fires.
A large number of inlet connections can be provided: threaded BSP or NST-NH or standardised couplings.



Inlets	Flow rate water (lpm)	Flow rate powder (kg/s)	Working pressure (bar)	Dimensions (mm)	Weight (kg)	Ref.
2x 2" BSP male	400	5	6	341 x 126 x 315	3,36	**14966**
2x 1" NST-NH female	400	5	6	401 x 126 x 315	4,15	**16028**
2x 1.5" NST-NH female	400	5	6	373 x 126 x 315	3,80	**16029**
2x 1" NPSH female	400	5	6	401 x 126 x 315	4,15	**16030**
2x 1.5" NPSH female	400	5	6	405 x 126 x 315	4,14	**16031**
2x Storz DN38	400	5	6	365 x 126 x 315	3,67	**16032**
2x SG DN40 swivel, in bronze	400	5	6	447 x 126 x 315	5,09	**16033**



Powder eductors



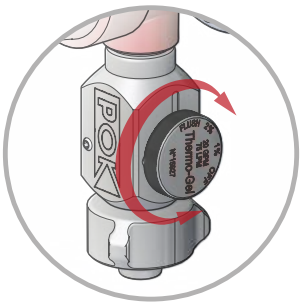

Metering device 4 positions :
OFF - 1% - 2% - FLUSH

Maximum working pressure: PN16
Material: aluminium alloy
Surface treatment: polyester coating and hard anodisation
Body type: moulded

This eductor allows to throw powder to extinguish specific fires. Entirely made of stainless steel with polyester coating or hard anodisation. The metering device is used to change the percentage of powder from 1 to 2%.
A large number of inlet connections can be provided: threaded BSP or NST-NH or standardised couplings.



Inlet	Flow rate (lpm)	Working pressure (bar)	Dimensions (mm)	Weight (kg)	Ref.
Storz C/52	400	6	349 x 98 x 205	1,48	**18973**

Powder nozzles



Maximum working pressure: PN16
Material: aluminium alloy
Surface treatment: hard anodisation
Body type: cut into bars
Shutoff: ball valve
Operation: by lever
Pistol grip type: yes

This range of powder nozzles is made in aluminium alloy. They can be mounted on a large number of inlet connections: threaded BSP or NST-NH or standardised couplings.
The flow rates range from 2 to 5 kg/s.



Inlet	Flow rate (kg/s)	Dimensions (mm)	Weight (kg)	Ref.
DSP DN40	2	291 x 127 x 272	1,62	**28693**
Storz C/52	5	340 x 127 x 272	1,90	**13930**

Powder nozzle CRI-CRI



Maximum working pressure: PN16
Material: aluminium alloy
Surface treatment: hard anodisation
Body type: moulded
Valve type: cylindrical valve
Operation: by lever
Pistol grip type: yes

This powder nozzle features a direct full bore spray. It has an easy cleaning function from the inside by a rigid swab without dismantling.
Its "pistol" handle is ergonomic and is equipped with a safety feature that protects the user's hand against shock and friction.
The full diameter passage is 19mm (3/4'') and offers a flow rate of 5 kg/s at an operating pressure of 8 bar.

Inlet	Flow rate (kg/s)	Dimensions (mm)	Weight (kg)	Ref.
3/4" BSP female	5	280 x 283 x 78	1,72	**31338**

POK France - ZI Les Guignons - 10400 Nogent-sur-Seine - FRANCE
Tel: +33 (0)3 25 39 84 78 - Fax: +33 (0)3 25 39 84 90 - Email: export@pok.fr - Web: www.pok.fr

High expansion foam generators MISTRAL - DN300

Adjustable equipment

3 functions
High expansion foam generator
Misting and ventilation
Discharge of fumes and smoke



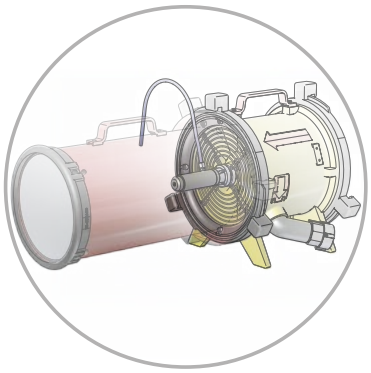

Example of use with self-educting device and foam expansion with mesh

Maximum working pressure: PN16
Material: aluminium alloy
Surface treatment: polyester coating
Lift handle: yes

Options: self educting device, foam expansion with mesh

Our foam generator ''MISTRAL 300'' is made primarily of aluminium alloy. The stainless steel turbine can operate for more than twelve hours without interruption. It is usually not the case of similar models equipped with plastic turbines. The water supply is protected by a filter of high resistance and to protect the turbine against anything that could damage it.
With self-educing function and foam tube (optional) the ''MISTRAL 300'' is a foam generator of high expansion (about 200) with a throw range higher than 10 meters at an operating pressure of 7 bar.
Inlet ventilation coupling: ZAG DN300 (norm NF S 61-707) in aluminium alloy.



Inlet	Outlet	Working pressure (bar)	Expansion	Dimensions (mm)	Weight (kg)	Ref.
1.5'' NST-NH female	1.5'' NST-NH male	7	200	338 x 407 x 409	17,70	**11521**

Self-educing device



Inlet	Dimensions (mm)	Weight (kg)	Ref.
Storz D/25	164 x 55 x 68	0,49	**13024**

Foam expansion with mesh



Inlet	Dimensions (mm)	Weight (kg)	Ref.
ZAG DN300	518 x 368 x 367	5,65	**12742**

High expansion foam generator DN500



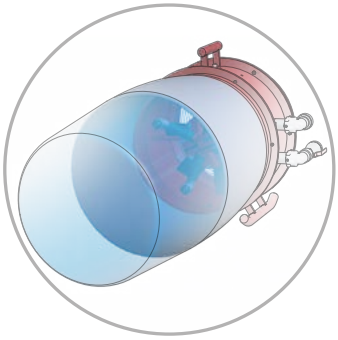

Generator with net to optimize expansion

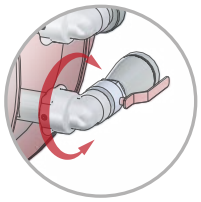

In and outlet with swivel elbow. 1/4 valve at the inlet.

Maximum working pressure: PN16
Material: aluminium alloy and stainless steel
Surface treatment: polyester coating and hard anodisation
Expansion: about x500 or from x500 to x1200

Our high expansion portable foam generator DN500 is made entirely in aluminium alloy. It is used either as high expansion foam generator or without its extractor function as simple fan. It comes in two versions: 500 expansion or variable expansion from 500 to 1,200. The flow rate is 225 lpm at 6-7 bar. The foam concentrate is introduced in the device via a pick-up tube. A large number of inlet connections can be provided: threaded BSP or NST-NH or standardised couplings. This generator offers high performance and is easily transportable.



Inlet	Outlet	Expansion	Working pressure (bar)	Dimensions (mm)	Weight (kg)	Ref.
2'' BSP male	2'' BSP male	500	6-7			**07592**
2'' BSP male	2'' BSP male	500 to 1200	6-7			**01487**

''SNOW COAT'' DN500 high expansion foam generator

Approved by Russian Navy



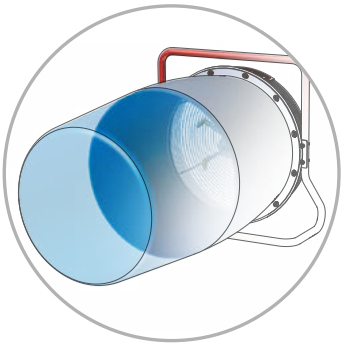

Generator with net to optimize the expansion

Maximum working pressure: PN16
Material: aluminium alloy, stainless steel and brass
Surface treatment: polyester coating
Expansion: approx. x350

This generator has six injectors that bring the device into rotation similar to rotating fan blades, thus blowing the premix through the net.
It offers a flow rate of 220 lpm at 6 bar.
It allows a premix of 3% and expansion rate of 350.
A large number of inlet connections can be provided: threaded BSP or NST-NH or standardised couplings.



Inlet	Flow rate (lpm)	Working pressure (bar)	Expansion	Dimensions (mm)	Weight (kg)	Ref.
DSP DN40	220	6-7	350	617 x 227 x 667	17,70	**18020**

POK France - ZI Les Guignons - 10400 Nogent-sur-Seine - FRANCE
Tel: +33 (0)3 25 39 84 78 - Fax: +33 (0)3 25 39 84 90 - Email: export@pok.fr - Web: www.pok.fr

DN800 portable hight expansion foam generator



Maximum working pressure: PN16
Expansion: from x500 to x1000
Lift handle: yes



This DN800 high expansion foam generator is portable by two people. It is equipped with a fan driven by a turbine with incorporated injector and water collector on the turbine. It offers a selectable expansion from 500 to 1,000. This unit is fully explosion proof.
It offers a flow rate of 225 lpm. A large number of inlet connections can be provided: threaded BSP or NST-NH, or standardised couplings. The foam concentrate is drawn through a pick-up tube.

Inlet	Outlet	Expansion	Flow rate (lpm)	Working pressure (bar)	Dimensions (mm)	Weight (kg)	Ref.
DSP DN40	DSP DN40	500 to 1000	225	7	927 x 495 x 902	55	**07591**

Portable foam generator in stainless steel



Maximum working pressure: PN16
Material: stainless steel and brass
Expansion: about x250
Lift handle: yes



Our portable foam generator is made of stainless steel with elements in brass. The dimensions are optimised in order to easily transport the apparatus in the passageways of a ship.
It is equipped with a central nozzle and 6 eccentric nozzles operating as fan blades and blowing premix through the stainless steel mesh. It offers a flow rate of 200 lpm at 4 bar and an expansion rate of 250. The standard inlet coupling is DSP DN40 with lock.

Inlet	Flow rate (lpm)	Working pressure (bar)	Expansion	Dimensions (mm)	Weight (kg)	Ref.
DSP DN40	200	4	250	860 x 553 x 603	36	**35226**

''GYROFOAM'' foam generators



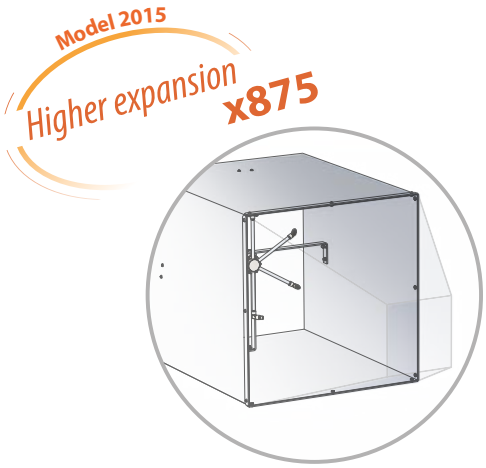

2015 Model with trapezoidal mesh for higher expansion

Maximum Maximum working pressure: PN16
Material: stainless steel and brass
Surface treatment: untreated
Expansion: approx. x400 or approx. x875



Our high expansion foam generators ''GYROFOAM'' for fixed installations are made in stainless steel with the couplings in brass.
These units have six injectors which bring the device into rotation similar to rotating fan blades, thus blowing the premix through the stainless steel mesh.
The version called L2 offers a flow rate of 200 lpm at 7 bar and foam flow rate of 80 m^3 per minute (expansion 400). The new version of 2015 offers a flow rate of 250 lpm at 7 bar and foam flow rate of 175 m^3 per minute (expansion 875). A large number of inlet connections can be provided: threaded BSP or NST-NH, or standardised couplings.

Inlet	Expansion	Flow rate (lpm)	Working pressure (bar)	Dimensions (cm)	Weight (kg)	Ref.
1.5'' BSP female	400	200	6	60 x 80 x 80	39	**14918**
1.5'' BSP female	875	200	5	170 x 82 x 82	58	**35415**



POK France - ZI Les Guignons - 10400 Nogent-sur-Seine - FRANCE
Tel: +33 (0)3 25 39 84 78 - Fax: +33 (0)3 25 39 84 90 - Email: export@pok.fr - Web: www.pok.fr

The POK foam discharge systems are used to protect storage tanks with floating roof and with vertical opening, containing flammable or combustible liquids. They consist of two integrated components: a generator for generating the foam expansion, and a spillway to guide the foam to the bottom of the tank wall at the joint surface. Each foam generator operates by transferring a pressurized foam solution through a calibrated stainless steel orifice. Air is drawn through louvers into the generator and thoroughly mixed; and the foam thus produced passes through the weir and is projected outward. The foam then falls on the tray and extends over the area around the seal of the tank. POK Foam Tank Seal Generators are available in four sizes with nominal flow capacities of foam from 300 to 2400 lpm, in increments of 100 lpm. The foam generation of these devices depends on the quality of the foam concentrate as well as the operating conditions. With a good quality foam concentrate and a pressure of 7 bar at the inlet of the generator, the expansion rate is about 8. Tank Seal systems are suitable for use with all low expansion foam agents and for all types of fire hazard applications including oil and refrigerated solvent. The shape of the system is made to avoid foam projections that would be counter productive in case of solvent fires.

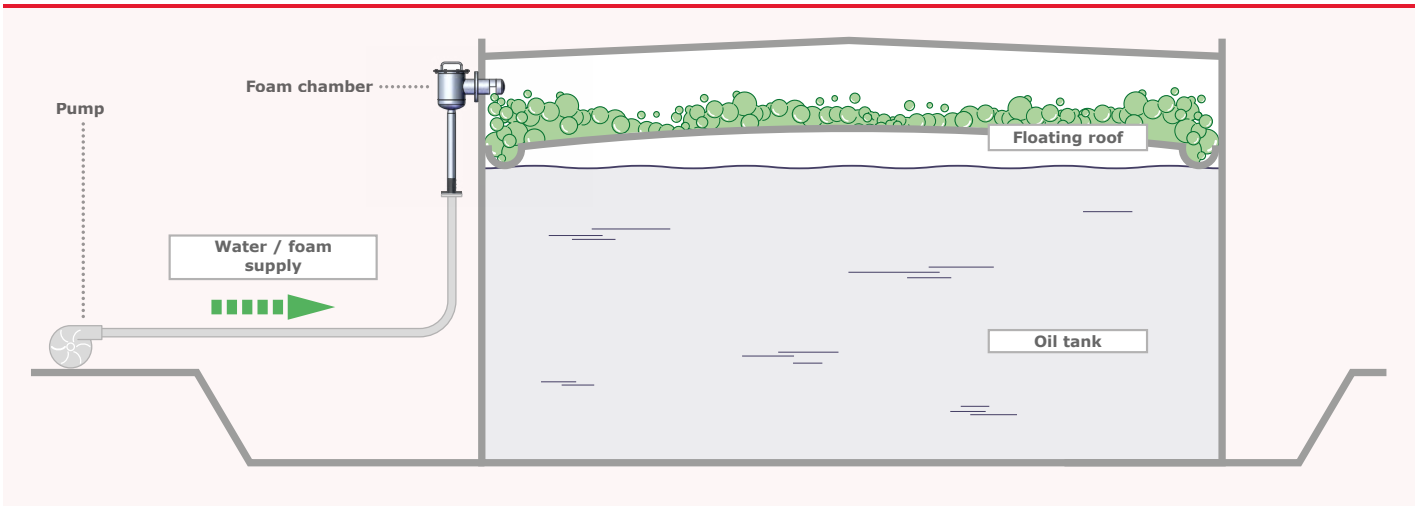

To ensure maximum protection of the tank seal, the foam will form a circular ring around the floating roof. Thus, it is recommended to design a circular barrier of an anti-corrosion material. The foam is thus guided into this corridor with a sufficient depth. For optimum security, we recommend a minimum volume of 0.3m x 0.3m and a maximum volume of 0.6m x 0.6m. This will provide perfect drainage of the foam around the floating roof. The drainage grooves rain water to flow away, which favors the production of foam. In case of fire, a rapid response is required. To accomplish this, a sensing system will instantly trigger the overflow foam, thus avoiding consequential damages.

Foam chambers



Maximum working pressure: PN16
Material: stainless steel

Our family of foam chambers is entirely made in stainless steel (standard model) and covers a large range of flow rates. All components of this product is the result of work of the metal workshop following strict procedures and knowledge. Our range is available in various models: DN50, DN80, DN100 and DN150. The inlet coupling is a flange ASA150 from 2 to 6" depending on the required flow rate (available with ISO type flange).

Inlet	Flow rate lpm	Dimensions (mm)	Weight (kg)	Ref.
Flange 2'' ASA150	300	536 x 268 x 1007	17	**20473**
Flange 3'' ASA150	600	582 x 280 x 1065	41	**13550**
Flange 4'' ASA150	1200	723 x 334 x 1333	69	**15221**
Flange 6'' ASA150	2400	899 x 434 x 1688	106	**15246**

Foam chambers



Maximum Maximum working pressure: PN16
Material: stainless steel

Our range of horizontal flow foam chamber is made entirely in stainless steel. It can be obtained in two versions depending on the required flow rate: DN50 or DN80.

Inlet	Dimensions (mm)	Weight (kg)	Ref.
Flange 2'' ASA150	1128 x 170 x 248	11,60	**20439**
Flange 3'' ASA150	2335 x 283 x 407	40,80	**21886**

Trapezoidal foam chambers



Maximum Maximum working pressure: PN16
Material: stainless steel

Our foam chamber is entirely manufactured in stainless steel. It exists in a version DN50 with 2" BSP female thread. It offers a dispersion and an optimum expansion on the wall thanks to its trapezoidal shape.

Inlet	Dimensions (mm)	Weight (kg)	Ref.
2'' BSP female	223 x 1003 x 702	18,80	**14356**

Foam chamber



Maximum working pressure: PN16
Material: stainless steel

Our range of foam chambers is entirely manufactured in stainless steel. Flow rates and inlet flanges can be adapted to your needs.

Inlet	Flow rate (lpm)	Working pressure (bar)	Dimensions (mm)	Weight (kg)	Ref.
Flange 4'' ASA150	2000	7	447 x 618 x 1168	15,50	**27218**
Flange 4'' ASA150	3000	7	497 x 923 x 1170	18,60	**27235**

POK France - ZI Les Guignons - 10400 Nogent-sur-Seine - FRANCE
Tel: +33 (0)3 25 39 84 78 - Fax: +33 (0)3 25 39 84 90 - Email: export@pok.fr - Web: www.pok.fr

FOR THE PROTECTION OF OIL TANKS
Supplied with pre-mix, the foam generator produces a foam under pressure with a density of about 0.2 kg/L. This foam introduced at the base of a tank passes through the oil slick and extends to the liquid surface, depriving it of oxygen.
Advantages: extinction is very fast. The unit installed at the base of the tank is protected from gas explosions.
Supply pressure: from 7 to 16 bar. Flow rate up to 2200 lpm premix at 7 bar. Contraindications: oil viscosity greater than 440 centistokes. In this case, it is necessary to use foam chambers.

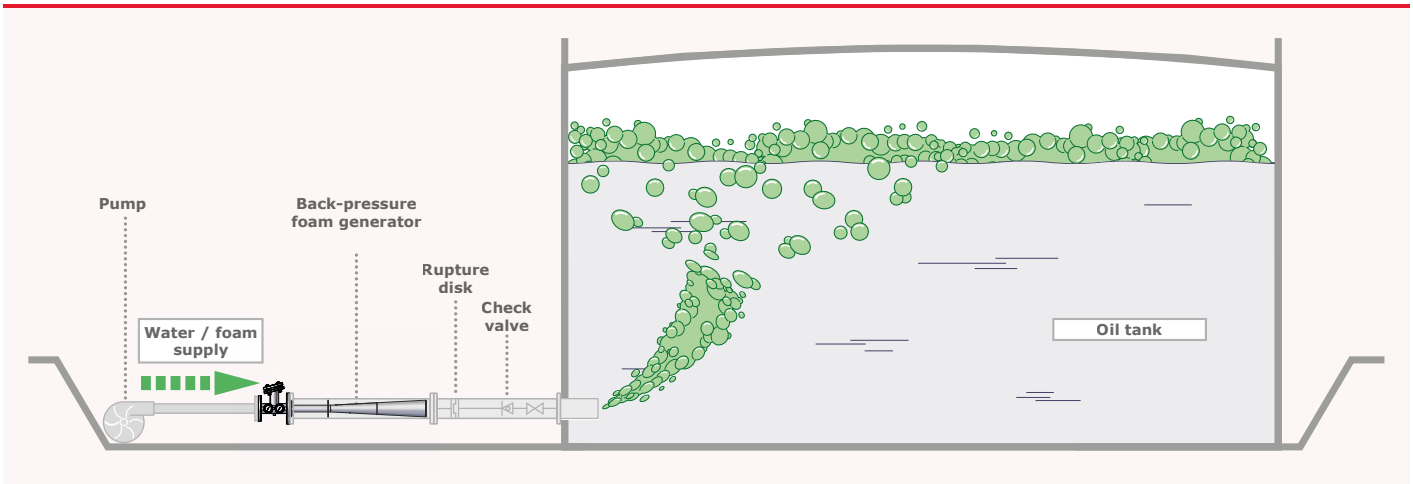

Back-pressure foam generator



Certified By Russian authorities n° 0370411 n° 8424.20.000





Our range of back pressure foam generator are made for the protection of oil tanks.
Supplied with premix, the generator produces foam under pressure with density of 0.2 kg/L. This foam introduced at the base of a tank passes through the oil slick and extends to the liquid surface, depriving it of oxygen. Advantages: extinction is very fast. The unit installed at the base of the tank is protected from gas explosions. The unit is made entirely of stainless steel or in aluminium alloy (depending on your preference). Different versions are available: 900, 1,400, 1,900 and 2,200 lpm.

Maximum working pressure: PN16
Material: stainless steel

Salt atmosphere

Inlet	Outlet	Flow rate (lpm)	Working pressure (bar)	Dimensions (mm)	Weight (kg)	Ref.
3" BSP female	3" BSP male	900	7	1129 x 164 x 292	8,30	**13904**
Flange 4'' ASA150	Flange 6" ASA150	1400	7	1502 x 386 x 279	68,00	**13917**
Flange 4'' ASA150	Flange 6" ASA150	1900	7	1502 x 386 x 279	68,00	**13188**
Flange 4'' ASA150	Flange 6" ASA150	2200	7	1502 x 386 x 279	68,00	**13919**

Foam discharge heads



Equips the frigates of the Singapore Navy of the French Navy of the Italian Navy

Maximum working pressure: PN16
Material: stainless steel and bronze
Surface treatment: Untreated
Expansion: approx. x20 to x30



These discharge heads for fixed installations are made in stainless steel and bronze to resist to a corrosive environment. The mesh in stainless steel allows an expansion of 20 or 30.

Inlet	Water flow rate (lpm)	Working pressure	Dimensions (mm)	Weight (kg)	Ref.
1/2'' BSP female	20	6	90 x Ø61	0,68	**14018**
3/4'' BSP female	75	6	115 x Ø76	0,67	**12371**



POK France - ZI Les Guignons - 10400 Nogent-sur-Seine - FRANCE
Tel: +33 (0)3 25 39 84 78 - Fax: +33 (0)3 25 39 84 90 - Email: export@pok.fr - Web: www.pok.fr













Dividers, elbows, valves

Valves, dividers and elbows at a glance 249
Valves - Full waterway "MONOPOK".....250
Valves.....254
B-druckventil 258
Schlauchanschlussarmatur & Schlauchanschlußventil 259
Non-return valves.....260
Siameses - Clappered 261
Dividers (2-way) without shutoff.....265
Dividers (3-way) without shutoff.....267
Dividers (2-way) with ball valves "BIPOK" 268
Dividers (3-way) with ball valves "TRIPOK".....271
Dividers (4-way) with ball valves "QUADRIPOK" 273
Dividers (5-way) with ball valves "PENTAPOK".....274
Dividers (2-way) with flywheel valves.....275
Dividers (3-way) with flywheel valves.....277
Dividers and Standpipes - Spare parts.....279
Standpipes 281
Standpipes - Spare parts 283
Keyser elbows.....286
Keyser valves.....286
Elbows 287

English catalogue - Rev F - 01/2017 - Illustrations are only informative



Our nozzles, monitors, foam equipments, dividers can be equipped with all types of couplings existing all over the world and manufactured by POK using the best materials.



	"Monopok" full waterway valves	Gated valve	Butterfly valves and isolating valves	Mobile valves for ladder	Automatic opening valves "DELUGE VALVE"	DIN valves	Non-return valves	Clappered siamese	Dividers without shutoff	Dividers with ball valve shutoffs	Dividers with flywheel valves	Standpipes	"KEYSER" elbows	Elbows
Working pressure (bar)	16	16	16	16	16	16	16 - 25	16 - 25	16 - 25	16 - 25	16 - 25	16	16	16 - 25
Waterway	from 25 mm to 80 mm	from 60 mm to 110 mm	from 80 mm to 150 mm	from 40 mm to 100 mm	25 mm	from 40 mm to 60 mm	from 40 mm to 110 mm	from 60 mm to 110 mm	from 50 mm to 160 mm	from 35 mm to 160 mm	from 40 mm to 110 mm	50 mm and 80 mm	100 mm	from 35 mm to 150 mm
Material	Alu Stainless steel	Alu Bronze	Alu Cast iron	Alu	Bronze	Alu Brass	Alu	Alu	Alu	Alu Bronze	Alu	Alu	Alu	Alu Bronze Stainless steel
Hard anodisation	(•)	(•)										•		
Polyester coating				•		(•)	(•)	•	•	•	•	•	•	(•)
Rilsan coated			(•)											
Number of inlets	1	1	1	1	1	1	1	2-3-4	1	1-2	1	1	1	1
Numer of outlets	1	1	1	1	1	1	1	1	2-3	2-3-4-5	2-3	1-2	1 or 2	1
Ball valve	•									(•)				
Butterfly valve			•							(•)				
Flywheel valve				•	•	•		•		(•)	•	(•)	(•)	
Gated valve		•												
Flush				•										
Non-return valve						•	•	•						
Operation by lever	•		•	•						•				
Operation by flywheel		•		•		•					•	•	•	
Operation by sprinkler or electrical					•									
Page	251-253	254	255	256	257	258-259	260	261-263	265-267	268-274	275-280	279-285	286	287-288

(•): Depending on reference

Valves - Full waterway "MONOPOK"

Good modularity
Interchangeable Parts

The "Monopok" valve is a 1/4 turn ball valve shutoff, with full waterway, made of an aluminium alloy section heat-treated. The whole is machined on a computerised and automated machine tool, which guarantees a precision and an unequalled manufacturing quality.
It is designed to be used as a suction or discharge ball valve.
To allow you to adapt to any situation, the Monopok shutoff offers multiple configurations.
The main feature to choose is the waterway diameter: **DN25, DN40, DN65 or DN80**.
You can also choose the raw material of the ball valve: **Aluminium anodised** (as standard for the whole range), **stainless steel** or **polyamid**.
The choice of the control handle is also crucial, depending on the use of your Monopok. You can choose between the shapes and lengths (below) for a **direct control** or a **remote control.**
As standard, the "Monopok" valves come with BSP thread inlets and outlets but POK SAS offers a full range of couplings made according to the international standards to mount on the "Monopok" valves: symmetrical Guillemin couplings DN25, DN32, DN40, DN50, DN65, symmetrical DSP couplings DN40, DN50, DN65, Storz couplings D/25, C/52 or B/75, instantaneous couplings 1,5" or 2,5".

Direct or remote control handles.

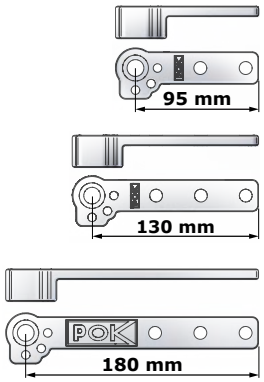

Direct control handles.

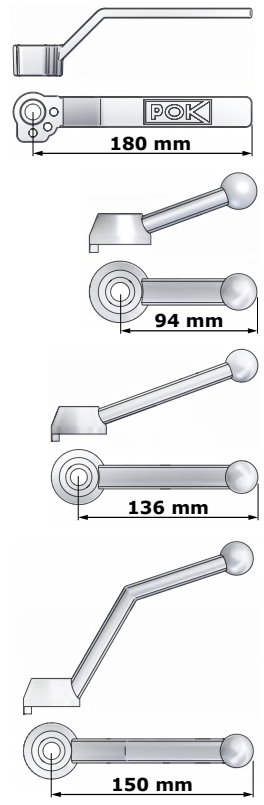



Inlets and outlets with BSP threads or with couplings manufactured according to the international standards: Guillemin, DSP, Storz, instantaneous...

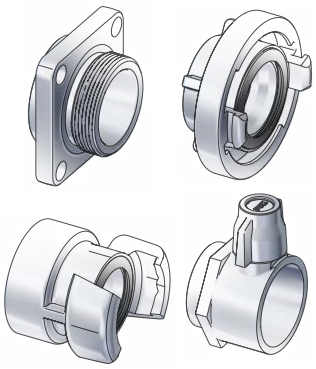

Polyamid, aluminium anodised or stainless steel ball valves

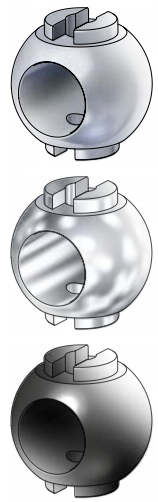

The "Monopok" valve features outstanding technical characteristics:
- **Minimal pressure loss**
- **Low handling effort**
- **Light weight and smaller dimension design**

The "Monopok" valve can be fully disassembled which enables very easy maintenance by the user.

To conclude, each "Monopok" valve is assembled by a highly qualified technician and it is hydraulically tested to be sure of its perfect working order.

POK France - ZI Les Guignons - 10400 Nogent-sur-Seine - FRANCE
Tel: +33 (0)3 25 39 84 78 - Fax: +33 (0)3 25 39 84 90 - Email: export@pok.fr - Web: www.pok.fr

The "Monopok" valve is a 1/4 turn ball valve shutoff, with full waterway, made of an aluminium alloy section heat-treated. It is designed to be used as a suction or discharge ball valve and offers many adaptation possibilities.

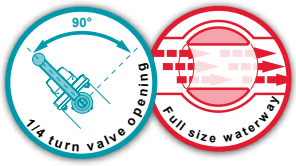

Maximum working pressure: PN16
Valve type: ball valve
Operation: by lever
Material: aluminium alloy
Coating: hard anodisation
Body type: cut into bar

Options: inlet/outlet couplings, operating handle length, ball material.

''Monopok'' DN25

Please specify the control handle type, the material of the ball valve and the type of couplings when placing the order.



Inlet	Outlet	Waterway Ø (mm)	Dimensions (mm)	Weight (kg)	Ref.
1" BSP male	1" BSP male	25	146 x 74 x 106	1,06	**11749.FM**

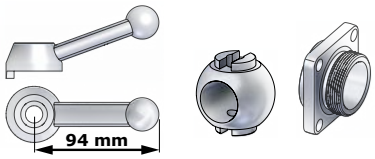

As standard, the "Monopok" DN25 is delivered with a direct or remote control handle of 95mm and a ball valve in aluminium alloy and it has 1" BSP thread at the inlet and at the outlet.

''Monopok'' DN40

Please specify the control handle type, the material of the ball valve and the type of couplings when placing the order.



Inlet	Outlet	Waterway Ø (mm)	Dimensions (mm)	Weight (kg)	Ref.
1.5" BSP male	1.5" BSP male	35	155 x 83 x 118	1,44	**11902.FM**

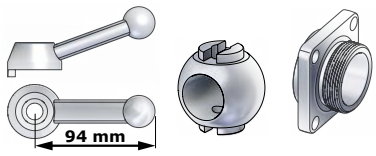

As standard, the "Monopok" DN40 is delivered with a direct or remote control handle of 95mm and a ball valve in aluminium alloy and it has 1" BSP thread at the inlet and at the outlet.

''Monopok'' DN65

Please specify the control handle type, the material of the ball valve and the type of couplings when placing the order.



Inlet	Outlet	Waterway Ø (mm)	Dimensions (mm)	Weight (kg)	Ref.
2" BSP male	2" BSP male	52	204 x 103 x 138	2,34	**11921.FM**

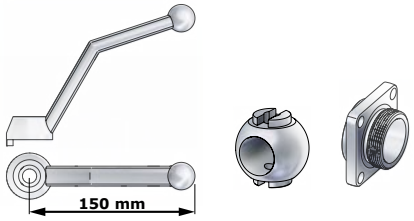

As standard, the "Monopok" DN65 is delivered with a direct or remote control handle of 130mm and a ball valve in aluminium alloy and it has 2" BSP thread at the inlet and at the outlet.

''Monopok'' DN80

Please specify the control handle type, the material of the ball valve and the type of couplings when placing the order.



Inlet	Outlet	Waterway Ø (mm)	Dimensions (mm)	Weight (kg)	Ref.
3" BSP male	3" BSP male	62	208 x 122 x 152	3,50	**12024.FM**

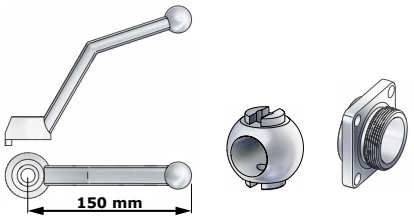

As standard, the "Monopok" DN80 is delivered with a direct or remote control handle of 130mm and a ball valve in aluminium alloy and it has 2.5" BSP thread at the inlet and at the outlet.

"Monopok" full waterway valves - DN150



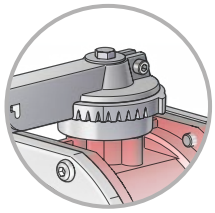

Lever with locking notches by step of 10°

Maximum working pressure: PN16
Valve type: ball valve
Operation: by lever
Material: aluminium alloy
Coating: polyester coating
Body type: moulded

Options: couplings inlet/outlet.

The "Monopok" valve is a full waterway shutoff with a butterfly valve, made of an aluminium alloy section with a polyester coating, The inlet and the outlet are male thread 6" BSP. It is designed to be used as a suction or discharge ball valve.

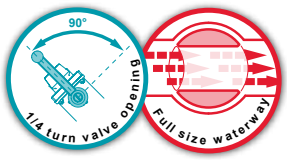

Inlet	Outlet	Waterway Ø (mm)	Dimensions (mm)	Weight (kg)	Ref.
6" BSP male	6" BSP male	150	391 x 256 x 328	17,99	**24763**

"Monopok" full waterway valves - in stainless steel



Maximum working pressure: PN16
Valve type: ball valve
Operation: by lever
Material: stainless steel
Body type: cast

Options: couplings inlet/outlet.

These "Monopok" are full waterway ball valve shutoffs made of stainless steel. They are designed to be used as suction or discharge ball valves. They feature outstanding technical characteristics: minimal pressure loss, low handling effort, light weight and smaller dimension design. The "Monopok" shutoffs are tested one by one.

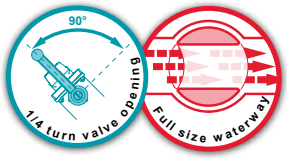

Inlet	Outlet	Waterway Ø (mm)	Dimensions (mm)	Weight (kg)	Ref.
3" BSP female	3" BSP female	80	322 x 128 x 210	12,25	**18836**
4" BSP female	4" BSP female	100	444 x 220 x 282	20,50	**18837**

"Flüssig" valve



Maximum working pressure: PN16
Valve type: ball valve
Operation: by lever
Material: aluminium alloy
Body type: moulded

Options: couplings inlet/outlet.

Those "FLÜSSIG" valves are ball valves, with full size waterway, built in aluminium alloy. Inlet and outlet are threaded or with normalized flange.
The full size waterway ensure low pressure loss.

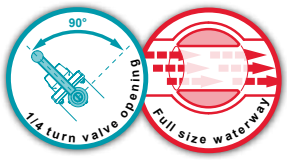

Inlet	Outlet	Waterway Ø (mm)	Dimensions (mm)	Weight (kg)	Ref.
Flange Tankwagen TW DN80 DIN 28462	Flange Tankwagen TW DN80 DIN 28462	80	140 x 154 x 244	5,06	**33416**
Flange Tankwagen TW DN80 DIN 28462	3" BSP male	80	160 x 154 x 244	4,80	**33508**

POK France - ZI Les Guignons - 10400 Nogent-sur-Seine - FRANCE
Tel: +33 (0)3 25 39 84 78 - Fax: +33 (0)3 25 39 84 90 - Email: export@pok.fr - Web: www.pok.fr

Repair kit - set of gaskets

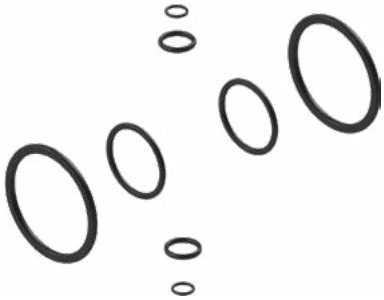

Material: nitrile

The repair kit for the "Monopok" valve includes all the gaskets which are necessary to refurbish a full waterway valve. The choice of the kit depends on the diameter of the valve waterway.

Waterway Ø (mm)	Ref.
25	**07859**
40	**07860**
65	**07861**
80	**08350**



Gated valve - aluminium alloy





Swivel inlet coupling

Maximum working pressure: PN16
Valve type: gated valve
Operation: by flywheel
Material: aluminium alloy
Coating: hard anodisation
Body type: moulded

Options: couplings inlet/outlet.

Highly resistant gated valve with a monobloc body made in aluminium alloy hard anodised. It is available with different connections: swivel inlet female thread 2.5" NST-NH - outlet male thread 2.5" NST-NH or inlet with flange 4" ASA150 - outlet male thread 2.5" NST-NH. Metal-seated valves will not guarentee total waterproofness.

Inlet	Outlet	Waterway Ø (mm)	Dimensions (mm)	Weight (kg)	Ref.
2.5" NST-NH female	2.5" NST-NH male	60	127 x 120 x 287	3,70	**12782**

Gated valves - bronze



Maximum working pressure: PN16
Valve type: gated valve
Operation: by flywheel
Material: bronze and stainless steel
Body type: moulded

Options: couplings inlet/outlet.

Highly resistant gated valves with a monobloc body made in bronze and stainless steel. It is available with different connections: swivel inlet female thread 2.5" NST-NH - outlet male thread 2.5" NST-NH or inlet with flange 4" ASA150 - outlet male thread 2.5" NST-NH. Metal-seated valves will not guarentee total waterproofness.

Inlet	Outlet	Waterway Ø (mm)	Dimensions (mm)	Weight (kg)	Ref.
Flange 2" ASA150	2" NST-NH male	50	108 x 152 x 240	4,42	**32648**
2.5" NST-NH female	2.5" NST-NH male	60	127 x 120 x 287		**12784**
AR DN100 with lock	AR DN100 with lock				**16760**
Flange 4" ASA150	4.5" NST-NH male	110	171 x 229 x 426	17,76	**21253**

POK France - ZI Les Guignons - 10400 Nogent-sur-Seine - FRANCE
Tel: +33 (0)3 25 39 84 78 - Fax: +33 (0)3 25 39 84 90 - Email: export@pok.fr - Web: www.pok.fr

Butterfly valves - DN100



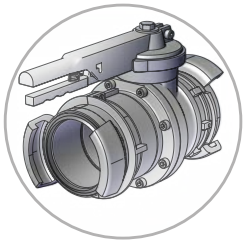

Valve with 1/2 symmetric AR DN100 coupling on the inlet and on the outlet

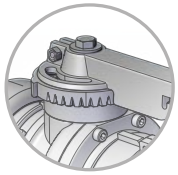

Lever with locking notches by step of 10°

Maximum working pressure: PN16
Valve type: butterfly valve
Operation: by lever
Material: aluminium alloy
Body type: moulded

Options: couplings inlet/outlet.



Our range of isolating valves DN100 called "butterfly" valves is primarily made of aluminium alloy heat-treated. It is fitted with a control handle which enables to do a setting of the butterfly valve. This one can be indexed every 10° from the position "open valve" to the position "closed valve". All the parts which make up these valves can be disassembled and changed. A large number of inlet connections can be provided: threaded BSP or NST-NH, or standardised couplings.

Inlet	Outlet	Dimensions (mm)	Weight (kg)	Ref.
4" BSP female	4" BSP male	303 x 160 x 230	3,76	**00879**
AR DN100 with lock	AR DN100 with lock	373 x 160 x 230	5,99	**16879**

Isolating valves



Maximum working pressure: PN16
Valve type: butterfly valve
Operation: by lever
Material: cast iron
Coating: rilsan coated
Body type: moulded

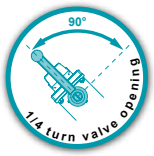

Our range of isolating valves for connection between flanges goes from DN80 to DN150. The construction in cast iron with a rilsan coating makes these valves particularly resistant.

Assembly on flanges	Waterway Ø (mm)	Dimensions (mm)	Weight (kg)	Ref.
DN80 PN16	80	249 x 88 x 347	4,60	**07404**
DN100 PN16	100	249 x 88 x 375	6,00	**09534**
DN150 PN16	150	383 x 105 x 443	9,20	**16641**

Mobile valves for ladder with flush - flywheel shutoff



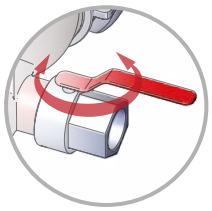

1/4 turn flush manoeuvred by lever

Maximum working pressure: PN16
Valve type: by flywheel valve
Operation: by flywheel
Material: aluminium alloy
Coating: polyester coating
Body type: moulded

Options: couplings inlet/outlet.

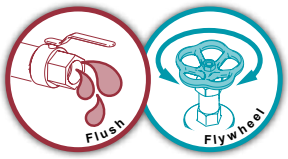

Our range of mobile valves for a ladder are made primarily in heat-treated aluminium alloy. Designed to be connected at the bottom of a hose installed on a ladder, the device allows water to drain thanks to a flush equipped with a 1/4 turn ball valve shutoff.
All spare parts can be dismantled and are interchangeable.
A large number of in and outlet connections can be provided: threaded BSP or NST-NH, or standardised couplings.

Inlet	Outlet	Flush	Dimensions (mm)	Weight (kg)	Ref.
DSP DN40	DSP DN40	GFR DN20 male	266 x 97 x 339	1,82	**07461**
DSP DN65	DSP DN65	GFR DN20 male	295 x 224 x 298	2,60	**07460**
DSP DN65	DSP DN65	SG DN20	295 x 224 x 298	2,73	**07462**
2.5'' BSP male	2.5'' BSP female	1'' BSP female	257 x 219 x 298	1,99	**07463**
Storz B/75	Storz B/75	Storz D/25	295 x 232 x 298	2,91	**16559**
DSP DN40, with lock	DSP DN40, with lock	GFR DN20 male	340 x 97 x 339	2,26	**07461.AV**
DSP DN65, with lock	DSP DN65, with lock	GFR DN20 male	342 x 197 x 270	3,25	**07460.AV**

Mobile valves for ladder with flush - 1/4 turn ball valve shutoff



Maximum working pressure: PN16
Valve type: butterfly valve
Operation: by lever
Material: aluminium alloy
Coating: hard anodisation
Body type: cut into bar / moulded

Options: couplings inlet/outlet.

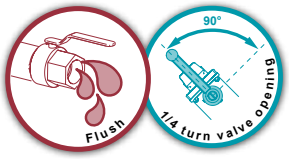

Our range of mobile valves for a ladder are made primarily in heat-treated aluminium alloy. Designed to be connected at the bottom of a hose installed on a ladder, the device allows to drain water thanks to a flush equipped with a 1/4 turn ball valve shutoff.
All spare parts can be dismantled and are interchangeable.

Inlet	Outlet	Flush	Dimensions (mm)	Weight (kg)	Ref.
AR DN100, with lock	AR DN100, with lock	SG DN20	376 x 224 x 230	7,20	**16394**

POK France - ZI Les Guignons - 10400 Nogent-sur-Seine - FRANCE
Tel: +33 (0)3 25 39 84 78 - Fax: +33 (0)3 25 39 84 90 - Email: export@pok.fr - Web: www.pok.fr

Automatic opening valves ''DELUGE VALVE''



Maximum working pressure: PN16
Valve type: with clapper
Operation: by sprinkler or electrical
Material: bronze
Body type: moulded

This automatic opening valve is made of bronze, PN16. The opening of the valve can be caused by the sprinkler, which breaks when temperature comes higher than 93°C, or by the 48 volts electrical firing pin.

Inlet	Outlet	Dimensions (mm)	Weight (kg)	Ref.
Flange 2" ASA150	Flange 2" ASA150	266 x 97 x 339	1,82	**27965**



In compliance with the norm
DIN 14 381-F.90
and
DIN 14 381-G.80K - 2B

These valves made of aluminium alloy are DIN 14 381 approved. Two versions exist: square flange outlet or BSP thread outlet with an angle of 80°.
A latch allows to unlock the wheel in order to flush the valve.

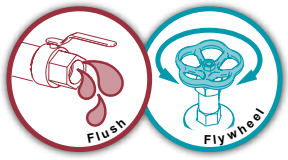



TÜV certificates numbers TRF 2/13 and 1/13

Maximum working pressure: PN16
Material: aluminium alloy
Body type: moulded

B-Druckventil PN16 - Outlet BSP thread



Outlet	Dimensions (mm)	Weight (kg)	Ref.
2.5'' BSP male	140 x 124 x 225	1,61	**28944**

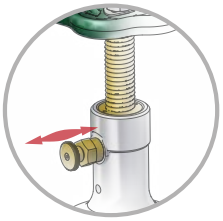

Unlocking of the flush

B-Druckventil PN16 - Outlet square flange



Outlet	Dimensions (mm)	Weight (kg)	Ref.
Square flange G 80 K	144 x 124 x 225	1,95	**28918**



Unlocking of the flush

POK France - ZI Les Guignons - 10400 Nogent-sur-Seine - FRANCE
Tel: +33 (0)3 25 39 84 78 - Fax: +33 (0)3 25 39 84 90 - Email: export@pok.fr - Web: www.pok.fr

Schlauchanschlussarmatur



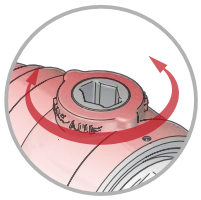

Standardized print to open the valve with position marking



TÜV certificate
Number TRF 1/15

Maximum working pressure: PN16
Material: aluminium alloy
Coating: polyester coating
Body type: moulded

This valve for dry standpipes is compliant with the DIN 14 461-5 norm. It is primarily made of heat treated aluminium alloy and equipped with a standardized printed opening device.

Inlet	Outlet	Dimensions (mm)	Weight (kg)	Ref.
2" BSP male	2" BSP male	129 x 94 x 182	1,39	**28962**

Schlauchanschlußventil - Brass



Maximum working pressure: PN16
Material: brass
Body type: moulded

These valves for dry or wet standpipes are made in compliance with the DIN 14 461 T3 norm. They are made of brass.

Inlet	Outlet	Dimensions (mm)	Weight (kg)	Ref.
1.25" BSP male	1" BSP male	129 x 76 x 125	1,07	**32790**
2" BSP male	2" BSP male	149 x 98 x 161	2,20	**32751**
2.5" BSP male	2.5" BSP male	257 x 110 x 158	2,37	**24180**

Our range of non-return valves with clapper is primarily made of heat treated aluminium alloy.
It combines compactness, total opening and perfect watertightness.

Maximum working pressure: PN16
Material: aluminium alloy
Coating: polyester coating
Body type: moulded

Options: couplings inlet/outlet.

Non-return valve with clapper



Inlet	Outlet	Dimensions (mm)	Weight (kg)	Ref.
1.5" BSP female	2'' BSP female	113 x 72 x 78	0,47	**03513**
DSP DN65, without lock	2.5" BSP male	228 x 110 x 117	1,74	**18405**
2.5" BSP male	2.5" BSP male	200 x 104 x 117	1,78	**18447**
4" BSP male, swivel	4" BSP female	261 x 136 x 164	3,19	**13940**

Our range of axial non-return valves with clapper is primarily made of heat treated aluminium alloy and red polyester coating.
It combines compactness, total opening, and perfect watertightness.
A large number of in and outlet connections can be provided: threaded BSP or NST-NH, or standardised couplings.

Maximum working pressure: PN16
Material: aluminium alloy
Coating: polyester coating
Body type: moulded

Options: couplings inlet/outlet.

Axial non-return valve with clapper



Inlet	Outlet	Dimensions (mm)	Weight (kg)	Ref.
4" BSP female	4'' BSP male	179 x 216 x 216	4,85	**28451**

Axial non-return valve with clapper and flush



Inlet	Outlet	Dimensions (mm)	Weight (kg)	Ref.
AR DN100, with lock	AR DN100, with lock	419 x 216 x 221	7,59	**34502**

POK France - ZI Les Guignons - 10400 Nogent-sur-Seine - FRANCE
Tel: +33 (0)3 25 39 84 78 - Fax: +33 (0)3 25 39 84 90 - Email: export@pok.fr - Web: www.pok.fr

Our range of clappered siamese is intended to join two fire hoses thanks to its two inlets. Its clapper allows an automatic closure in case of a water supply breaking.
Primarily made of heat treated aluminium alloy. A large number of in and outlet connections can be provided: threaded BSP or NST-NH, or standardised couplings.

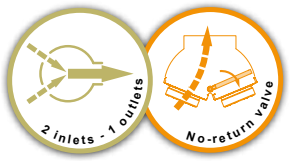

Maximum working pressure: PN16
Material: aluminium alloy
Coating: polyester coating
Body type: moulded
Non-return valve: YES

Options: couplings inlet/outlet.

2 inlets clappered siamese with threads

In compliance with the norm NF E 03-005 (ISO R 228)



Inlets	Outlet	Dimensions (mm)	Weight (kg)	Ref.
2x 2" BSP male	2.5" BSP female	151 x 207 x 104	1,86	**09676**
2x 2.5" BSP male	2.5" BSP female	155 x 207 x 104	1,28	**09677**
2x 2.5" BSP male	4" BSP female	148 x 206 x 121	1,37	**07489**
2x 4" BSP male, swivel	4" BSP female	306 x 325 x 224	5,46	**08900**
2x 4" BSP male, swivel	6" BSP male	239 x 326 x 164	4,71	**16153**

2 inlets clappered siamese with DSP and AR couplings

Working pressure PN25 for dividers with inlet and outlet couplings with lock

In compliance with the norm NF S 61-701



Inlets	Outlet	Dimensions (mm)	Weight (kg)	Ref.
2x DSP DN65, without lock	DSP DN65, with lock	283 x 256 x 107	2,91	**07479**
2x DSP DN65, without lock	AR DN100, with lock	155 x 207 x 104	3,37	**02579**
2x DSP DN65, with lock	AR DN100, with lock	323 x 292 x 152	4,10	**02579.AV**
2x AR DN100, swivel with lock	AR DN100, with lock	483 x 452 x 232	8,91	**13292**
2x AR DN100, swivel with lock	SG DN150, with lock	418 x 452 x 241	9,66	**16093**

2 inlets clappered siamese with NST-NH couplings

In compliance with the norm NFPA 1963



Inlets	Outlet	Dimensions (mm)	Weight (kg)	Ref.
2x 2.5" NST-NH female	2.5" NST-NH male	244 x 253 x 107	2,38	**08150**
2x 2.5" NST-NH female	4" NST-NH male	228 x 230 x 151	3,04	**08151**
2x 4" NST-NH female, swivel	4" NST-NH male	322 x 362 x 191	7,36	**10942**

2 inlets clappered siamese with Storz couplings

Storz swivel and/or with catch on request



Inlets	Outlet	Dimensions (mm)	Weight (kg)	Ref.
2x Storz C/52	Storz B/75	212 x 237 x 126	2,92	**07994**
2x Storz B/75	Storz A/110	228 x 264 x 182	3,71	**07995**
2x Storz DN100, swivel	Storz DN100	417 x 388 x 234	8,48	**11103**
2x Storz A/110, swivel	Storz A/110	387 x 411 x 247	8,98	**13111**
2x Storz A/110, swivel	Storz DN150	333 x 411 x 215	9,16	**24724**

2 inlets clappered siamese with Instantaneous couplings



Inlets	Outlet	Dimensions (mm)	Weight (kg)	Ref.
2x Instantaneous 2.5" male	Instantaneous 2.5" female	268 x 234 x 147	3,03	**26142**
2x Instantaneous 2.5" male	Storz A/110	239 x 233 x 182	3,32	**07489.A110**
2x Instantaneous 2.5" male	Storz DN125/5''	274 x 233 x 196	4,17	**07489. STORZ125**
2x Instantaneous 2.5" female	BSRT 5" male	294 x 234 x 147	5,00	**28176**



POK France - ZI Les Guignons - 10400 Nogent-sur-Seine - FRANCE
Tel: +33 (0)3 25 39 84 78 - Fax: +33 (0)3 25 39 84 90 - Email: export@pok.fr - Web: www.pok.fr

3 inlets clappered siamese

In compliance with the norm For STORZ couplings DIN 14355-4-3B



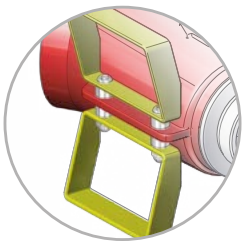

Carrying handle and stabilising feet

Maximum working pressure: PN16
Material: aluminium alloy
Coating: polyester coating
Body type: moulded
Non-return valve: YES

Options: couplings inlet/outlet.

Our range of clappered siamese is intended to join three fire hoses thanks to its three inlets.
Its clapper allows an automatic closure in case of a water supply breaking.
Primarily made of heat treated aluminium alloy. A large number of in and outlet connections can be provided: threaded BSP or NST-NH, or standardised couplings.

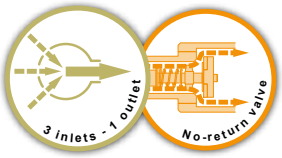

Inlets	Outlet	Dimensions (mm)	Weight (kg)	Ref.
3x 2.5" BSP male	4" BSP female	267 x 362 x 188	4,24	**20352**
3x Storz B/75	Storz A/110	349 x 367 x 188	6,54	**19675**

4 inlets clappered siamese

In compliance with the norm For STORZ couplings DIN 14355-4-3B



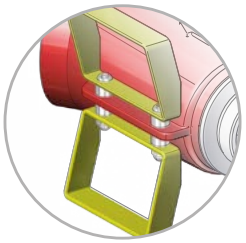

Carrying handle and stabilising feet

Maximum working pressure: PN16
Material: aluminium alloy
Coating: polyester coating
Body type: moulded
Non-return valve: YES

Options: couplings inlet/outlet.

Our range of clappered siamese is intended to join four fire hoses thanks to its four inlets.
Its clapper allows an automatic closure in case of a water supply breaking.
Primarily made of heat treated aluminium alloy. A large number of in and outlet connections can be provided: threaded BSP or NST-NH, or standardised couplings.

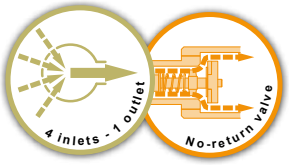

Inlets	Outlet	Dimensions (mm)	Weight (kg)	Ref.
4x 2.5" BSP male	4" BSP female	283 x 413 x 188	5,19	**20353**
4x Storz B/75	Storz A/110	358 x 455 x 188	8,20	**19659**

Dividers

Our range of dividers are primarily made of heat treated aluminium alloy and red polyester coating.
Their main function is to split one water supply into several outlets (two, three, four and more). The flow can be controlled by the flywheel valves or by the 1/4 turn ball valve shutoffs.
These dividers have been designed to generate the least amount of pressure loss as possible and they offer several possible combinations.

All our dividers are equipped with couplings compliant with international norms:

Norm for the BSP threads of the dividers bodies
In compliance with the norm NF E 03-005 (ISO R 228)

Norm for DSP couplings
In compliance with the norm NF S 61-701

Norm for Storz couplings
In compliance with the norm DIN 14 355

Norm for NST-NH threads
In compliance with the norm NFPA 1963

• **2 or 3-way dividers without shutoff:** This range of dividers can be adapted to a large range of couplings (DSP, Storz, Guillemin, NST-NH, etc...) and have been designed to be used without any position constraint thanks to the moulded feet on both sides of the body.
• **« Bipok » or « Tripok » dividers with 1/4 turn ball valve shutoffs** allow an easy and quick handling of the flow control, without almost any pressure loss. This range is available with several different couplings configurations (DSP, Storz, Guillemin, NST-NH,...).

Ball valve shutoffs with full waterway, 1/4 turn opening and low pressure loss.

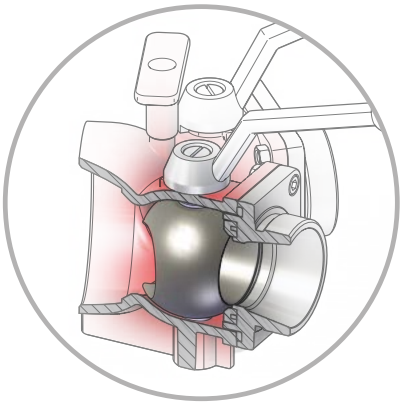



Thread inlets and outlets or with standard couplings

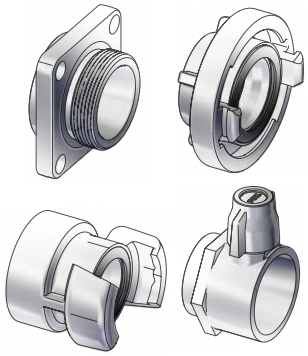

• **2 or 3-way dividers with flywheel valves** allow a precise control of the flow, avoiding water hammers and avoiding pressure loss in "maximum opening" position. This range is available with several different couplings configurations (DSP, Storz, Guillemin, NST-NH,etc...).

Dividers with flywheel valves for a progressive opening, avoiding water hammers.

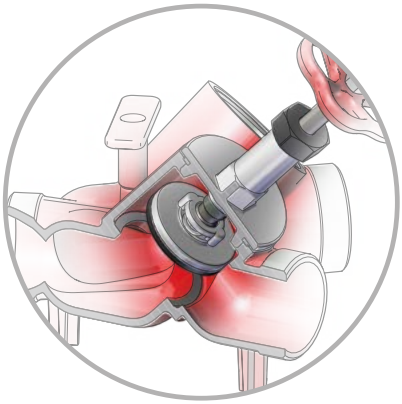



Thread inlets and outlets or with standard couplings

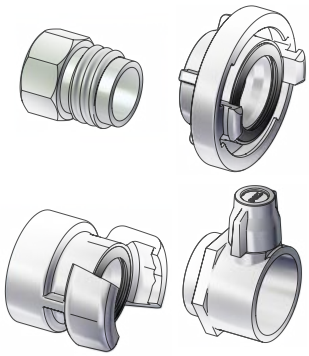

All dividers are equipped with base ribs or stabilising feet

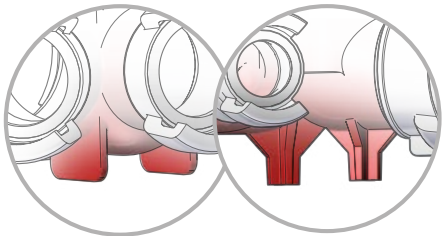

It is possible to equip different diameters of dividers with a pressure gauge.
This range of « POK » dividers offer a large range of diameters going from DN20 to DN250.

POK France - ZI Les Guignons - 10400 Nogent-sur-Seine - FRANCE
Tel: +33 (0)3 25 39 84 78 - Fax: +33 (0)3 25 39 84 90 - Email: export@pok.fr - Web: www.pok.fr

Dividers (2-way) without shutoff

Our range of dividers without shutoff are primarily made of heat treated aluminium alloy and red polyester coating.
There is almost no pressure loss thanks to its full waterway. It is fitted with base ribs or stabilising feet.
It is equipped with one inlet and two outlets.
A large number of in and outlet connections can be provided: threaded BSP or NST-NH, or standardised couplings.



Maximum working pressure: PN16
Material: aluminium alloy
Coating: polyester coating
Body type: moulded

2-way dividers without shutoff - BSP threads



Inlet	Outlets	Dimensions (mm)	Weight (kg)	Ref.
1.5" BSP female	**2x** 1.5" BSP female	91 x 107 x 55	0,21	**16569**
2" BSP male	**2x** 2" BSP male	100 x 131 x 98	0,46	**23536**
2.5" BSP female	**2x** 1.5" BSP female	88 x 129 x 112	0,46	**03256**
2.5" BSP male	**2x** 2" BSP male	90 x 129 x 126	0,45	**21205**
2.5" BSP female	**2x** 2.5" BSP female	122 x 183 x 150	0,86	**02355**
4" BSP female	**2x** 2" BSP female	90 x 153 x 150	0,63	**02759**
4" BSP female	**2x** 2.5" BSP female	110 x 184 x 150	0,86	**03255**
4" BSP female	**2x** 4" BSP female	167 x 231 x 150	1,17	**26421**
6" BSP male	**2x** 4" BSP female	148 x 216 x 215	1,66	**09136**
6" BSP male	**2x** 6" BSP male	209 x 302 x 215	3,22	**09135**

2-way dividers without shutoff - DSP, AR or Guillemin couplings

Working pressure PN25 for dividers with inlet and outlet couplings with lock



Inlet	Outlets	Dimensions (mm)	Weight (kg)	Ref.
DSP DN40, with lock	**2x** DSP DN40, without lock	218 x 195 x 98	1,32	**07470**
DSP DN40, with lock	**2x** DSP DN40, with lock	242 x 242 x 98	1,63	**07470.AV**
DSP DN65, with lock	**2x** DSP DN40, without lock	209 x 194 x 126	1,56	**07471**
DSP DN65, with lock	**2x** DSP DN40, with lock	232 x 240 x 126	1,87	**07471.AV**
DSP DN65, with lock	**2x** DSP DN65, without lock	249 x 204 x 150	2,13	**02374**
DSP DN65, with lock	**2x** DSP DN65, with lock	284 x 231 x 150	2,50	**02374.AV**
AR DN100, with lock	**2x** DSP DN65, without lock	235 x 205 x 150	2,53	**07472**
AR DN100, with lock	**2x** DSP DN65, with lock	268 x 231 x 150	2,94	**07472.AV**
AR DN100, with lock	**2x** AR DN100, without lock	305 x 300 x 152	4,06	**07473**
AR DN100, with lock	**2x** AR DN100, with lock	325 x 316 x 152	4,61	**07473.AV**
SG DN150, with lock	**2x** AR DN100, without lock	268 x 275 x 215	8,61	**09162**
SG DN150, with lock	**2x** AR DN100, with lock	284 x 308 x 215	6,17	**09162.AV**
SG DN150, with lock	**2x** SG DN150, with lock	353 x 409 x 241	10,67	**09160**

2-way dividers without shutoff - Storz couplings

Storz swivel couplings and/or with catch on request



Inlet	Outlets	Dimensions (mm)	Weight (kg)	Ref.
Storz C/52, swivel	**2x** Storz C/52	172 x 209 x 98	1,40	**07985**
Storz B/75, swivel	**2x** Storz C/52	162 x 190 x 126	1,58	**07986**
Storz B/75, swivel	**2x** Storz B/75	211 x 259 x 150	2,50	**07987**
Storz A/110, swivel	**2x** Storz B/75	226 x 257 x 182	3.39	**07988**
Storz A/110, swivel	**2x** Storz A/110	314 x 384 x 182	6,60	**07989**
Storz DN100 / 4", swivel with catch	**2x** Storz DN100 / 4", swivel with catch	314 x 355 x 156	5,69	**09921**
Storz DN125 / 5", swivel with catch	**2x** Storz DN100 / 4", swivel with catch	311 x 355 x 196	6,14	**09922**
Storz DN150 / 6"	**2x** Storz A/110	273 x 357 x 215	7,11	**07990**
Storz DN150 / 6", with catch	**2x** Storz DN100 / 4", swivel with catch	257 x 326 x 215	6,27	**09923**
Storz DN150 / 6", with catch	**2x** Storz DN125 / 5", swivel with catch	269 x 349 x 215	7,18	**09924**
Storz DN150 / 6"	**2x** Storz DN150 / 6"	311 x 386 x 215	8,90	**09158**
Storz DN150 / 6", with catch	**2x** Storz DN150 / 6", with catch	305 x 386 x 215	8,91	**13612**

2-way dividers without shutoff - NST-NH or US Storz couplings



Inlet	Outlets	Dimensions (mm)	Weight (kg)	Ref.
1.5" NST-NH female	**2x** 1.5" NST-NH male	144 x 149 x 69	0,69	**09911**
2.5" NST-NH female	**2x** 1.5" NST-NH male	169 x 152 x 112	1,17	**09912**
2.5" NST-NH female	**2x** 2.5" NST-NH male	211 x 205 x 150	1,86	**09913**
3" NST-NH female	**2x** 2.5" NST-NH male	305 x 208 x 150	2,12	**09914**
4" NST-NH female	**2x** 3" NST-NH male	198 x 208 x 150	2,53	**09915**
Storz DN100 / 4", swivel with catch	**2x** 2.5" NST-NH male	225 x 209 x 156	2,78	**09916**
Storz DN100 / 4", swivel with catch	**2x** 3" NST-NH male	262 x 276 x 156	3,56	**09918**
Storz DN125 / 5", swivel with catch	**2x** 2.5" NST-NH male	224 x 209 x 196	3,24	**09917**
Storz DN125 / 5", swivel with catch	**2x** 3" NST-NH male	258 x 276 x 196	4,02	**09919**
Storz DN150 / 6", with catch	**2x** 3" NST-NH male	222 x 256 x 215	4,58	**09920**



POK France - ZI Les Guignons - 10400 Nogent-sur-Seine - FRANCE
Tel: +33 (0)3 25 39 84 78 - Fax: +33 (0)3 25 39 84 90 - Email: export@pok.fr - Web: www.pok.fr

Dividers (3-way) without shutoff

Our range of dividers without shutoff are primarily made of heat treated aluminium alloy and red polyester coating.
There is almost no pressure loss thanks to its full waterway. It is fitted with base ribs or stabilising feet.
It is equipped with one inlet and three outlets. A large number of in and outlet connections can be provided: threaded BSP or NST-NH, or standardised couplings.



Maximum working pressure: PN16
Material: aluminium alloy
Coating: polyester coating
Body type: moulded

3-way dividers without shutoff - BSP threads



Inlet	Outlets	Dimensions (mm)	Weight (kg)	Ref.
4" BSP female	**3x** 2.5" BSP female	153 x 258 x 150	1,36	**02315**
4" BSP female	**1x** 4" BSP female **2x** 2.5" BSP female	163 x 280 x 150	1,53	**02314**
4" BSP female	**3x** 4" BSP female	198 x 288 x 150	2,65	**07043**
6" BSP male	**3x** 4" BSP female	260 x 357 x 203	4,37	**09137**

3-way dividers without shutoff - DSP, AR or Guillemin couplings

Working pressure PN25 for dividers with inlet and outlet couplings with lock



Inlet	Outlets	Dimensions (mm)	Weight (kg)	Ref.
AR DN100, with lock	**3x** DSP DN65, without lock	285 x 313 x 150	3,43	**07474**
AR DN100, with lock	**1x** AR DN100, without lock **2x** DSP DN65, without lock	305 x 335 x 150	9,97	**07475**
AR DN100, with lock	**3x** AR DN100, without lock	340 x 372 x 152	5,82	**07476**
AR DN100, with lock	**3x** AR DN100, with lock	362 x 411 x 152	6,63	**07476.AV**
SG DN150, with lock	**3x** AR DN100, without lock	414 x 441 x 223	9,04	**09161**

3-way dividers without shutoff - Storz couplings

Storz swivel couplings and/or with catch on request



Inlet	Outlets	Dimensions (mm)	Weight (kg)	Ref.
Storz A/110, swivel	**3x** Storz B/75	262 x 314 x 182	4,00	**07991**
Storz A/110, swivel	**1x** Storz A/110 **2x** Storz B/75	286 x 338 x 182	5,35	**07992**
Storz A/110, swivel	**3x** Storz A/110	347 x 437 x 182	9,40	**07993**
Storz DN150 / 6"	**3x** Storz A/110	353 x 424 x 223	9,15	**09152**
Storz DN100 / 4", with catch	**3x** Storz DN100 / 4", with catch	350 x 412 x 156	8,08	**09929**
Storz DN125 / 5", with catch	**3x** Storz DN100 / 4", with catch	346 x 412 x 196	8,54	**09930**
Storz DN150 / 6", with catch	**3x** Storz DN100 / 4", with catch	391 x 481 x 228	10,34	**09931**

3-way dividers without shutoff - NST-NH or US Storz couplings



Inlet	Outlet	Dimensions (mm)	Weight (kg)	Ref.
3" NST-NH female, swivel	**3x** 2.5" NST-NH male	256 x 310 x 150	3,52	**09925**
4" NST-NH female, swivel	**3x** 2.5" NST-NH male	247 x 311 x 150	3,36	**09926**
Storz DN100 / 4", with catch	**3x** 2.5" NST-NH male	273 x 311 x 156	3,61	**09927**
Storz DN125 / 5", with catch	**3x** 2.5" NST-NH male	270 x 311 x 196	4,06	**09928**

Dividers (2-way) with ball valves "BIPOK"

Our "Bipok" dividers are equipped with 2 ball valve shutoffs, one carrying handle and stabilising feet. There is almost no pressure loss thanks to its full waterway. A large number of in and outlet connections can be provided: threaded BSP or NST-NH, or standardised couplings.
Primarily made of heat treated aluminium alloy and red polyester coating.



Maximum working pressure: PN16
Valve type: ball valve or butterfly valve
Operation: by lever or flywheel
Material: aluminium alloy
Coating: polyester coating
Body type: moulded

Options: inlet/outlet couplings, pressure gauge.

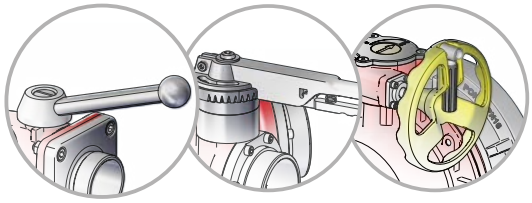

Depending on the outlet diameter of the waterway, handles are with or without indexed notches, and with or without unlocking levers, or with worm screw knobs for DN205 and DN250.

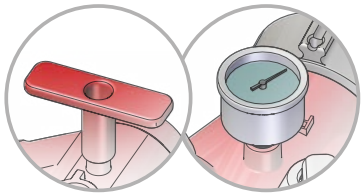

Depending on preferences, the dividers can be assembled with carrying handles or pressure gauges.

2-way dividers with ball or butterfly valves - BSP threads

8" and 10" comes with pressure regulating valve and pressure gauge



Inlet	Outlets	Optional pressure gauge	Dimensions (mm)	Weight (kg)	Ref.
1" BSP male	**2x** 1" BSP male	-	180 x 153 x 144	1,56	**07406**
1.5" BSP male	**2x** 1" BSP male	-	175 x 153 x 144	1,54	**07407**
2" BSP male	**2x** 1" BSP male	-	180 x 153 x 144	1,60	**02758**
2" BSP male	**2x** 2" BSP male	•	223 x 183 x 171	2,36	**09672**
2.5" BSP male	**2x** 1.5" BSP male	•	202 x 183 x 171	2,19	**07415**
2.5" BSP male	**2x** 2" BSP male	•	202 x 183 x 171	2,25	**03316**
2.5" BSP male	**2x** 2.5" BSP male	•	258 x 218 x 218	3,47	**07416**
3" BSP female	**2x** 3" BSP female	-	388 x 346 x 213	7,65	**14067**
4" BSP female	**2x** 2.5" BSP male	•	216 x 217 x 220	3,46	**07417**
4" BSP female	**2x** 4" BSP male	-	373 x 394 x 285	9,64	**07418**
6" BSP male	**2x** 4" BSP male	-	331 x 581 x 258	9,97	**07419**
6" BSP male	**2x** 6" BSP male	•	447 x 548 x 328	29,57	**25002**
8" BSP male	**2x** 8" BSP male		600 x 490 x 480	39,00	**37021**
10" BSP male	**2x** 10" BSP male		615 x 525 x 480	42,00	**37023**

2-way dividers with ball or butterfly valves - GFR, DSP, AR or Guillemin couplings

Working pressure PN25 for dividers with inlet and outlet couplings with lock



Inlet	Outlets	Optional pressure gauge	Dimensions (mm)	Weight (kg)	Ref.
GFR DN20 female	**2x** GFR DN20 male	-	212 x 153 x 144	1,71	**09378**
DSP DN40, with lock	**2x** GF**R** DN20 male	-	221 x 153 x 144	1,73	**07410**
DSP DN40, with lock	**2x** SG DN20, without lock	-	221 x 153 x 144	1,84	**07411**
DSP DN65, with lock	**2x** DSP DN40, without lock	•	268 x 183 x 171	2,81	**03205**
DSP DN65, with lock	**2x** DSP DN40, with lock	•	278 x 210 x 171	2,92	**03205.AV**
SG DN65, with lock	**2x** SG DN40, without lock	•	271 x 283 x 171	2,85	**07412**
DSP DN65, with lock	**2x** DSP DN65, without lock	•	324 x 230 x 218	4,56	**07413**
DSP DN65, with lock	**2x** DSP DN65, with lock	•	344 x 269 x 218	5,16	**07413.AV**
AR DN100, with lock	**2x** DSP DN65, without lock	•	299 x 230 x 220	5,16	**07414**
AR DN100, with lock	**2x** DSP DN65, with lock	•	318 x 268 x 220	5,74	**07414.AV**
AR DN100, with lock	**2x** AR DN100, without lock	-	456 x 394 x 285	12,03	**09379**
AR DN100, with lock	**2x** AR DN100, with lock	-	456 x 405 x 285	13,10	**09379.AV**
SG DN150, with lock	**2x** AR DN100, without lock	-	422 x 581 x 258	13,85	**09163**
SG DN150, with lock	**2x** SG DN150, with lock	•	542 x 558 x 328	37,07	**09674**

2-way dividers with ball or butterfly valves - Storz couplings

Storz swivel couplings and/or with catch on request, DN205 and DN250 comes with pressure regulating valve and pressure gauge



Inlet	Outlets	Optional pressure gauge	Dimensions (mm)	Weight (kg)	Ref.
Storz D/25	**2x** Storz D/25	-	208 x 164 x 144	1,82	**09080**
Storz C/52	**2x** Storz D/25	-	215 x 165 x 144	2,06	**09081**
Storz B/75	**2x** Storz C/52	•	240 x 215 x 171	3,16	**09082**
Storz B/75	**2x** Storz B/75	•	295 x 277 x 218	4,90	**09083**
Storz A/110, swivel	**2x** Storz B/75	•	281 x 277 x 236	5,79	**09084**
Storz A/110, swivel	**2x** Storz A/110	-	413 x 427 x 285	13,44	**09085**
Storz DN150 / 6"	**2x** Storz A/110	-	385 x 581 x 258	14,41	**09086**
Storz DN205 / 8"	**2x** Storz DN205 / 8"		582 x 673 x 476	52,80	**37009**
Storz DN250 / 10"	**2x** Storz DN250 / 10"			57,00	**37006**

POK France - ZI Les Guignons - 10400 Nogent-sur-Seine - FRANCE
Tel: +33 (0)3 25 39 84 78 - Fax: +33 (0)3 25 39 84 90 - Email: export@pok.fr - Web: www.pok.fr

2-way dividers with ball or butterfly valves - US Storz or NST-NH couplings

Storz swivel couplings and/or with catch on request



Inlet	Outlets	Optional pressure gauge	Dimensions (mm)	Weight (kg)	Ref.
Storz DN100 / 4", swivel	**2x** 2.5" NST-NH male	•	292 x 217 x 223	4,82	**09898**
Storz DN100 / 4", swivel	**2x** 3" NST-NH male	•	292 x 230 x 223	5,20	**09900**
Storz DN100 / 4", swivel	**2x** Storz DN100 / 4"	-	449 x 403 x 285	13,66	**09903**
Storz DN125 / 5", swivel with catch	**2x** 2.5" NST-NH male	•	289 x 217 x 243	5,30	**09899**
Storz DN125 / 5", swivel with catch	**2x** 3" NST-NH male	•	289 x 230 x 243	5,68	**09901**
Storz DN125 / 5", swivel with catch	**2x** Storz DN100 / 4"	-	446 x 403 x 288	13,14	**09904**
Storz DN150 / 6", with catch	**2x** 3" NST-NH male	-	385 x 581 x 258	14,23	**09902**
Storz DN150 / 6"	**2x** Storz DN100 / 4"	-	385 x 581 x 258	13,54	**09905**
Storz DN150 / 6"	**2x** Storz DN150 / 6"	•	501 x 566 x 328	35,70	**25020**

2-way dividers with ball valves - NST-NH couplings



Inlet	Outlets	Optional pressure gauge	Dimensions (mm)	Weight (kg)	Ref.
1" NST-NH female	**2x** 1" NST-NH male	-	200 x 153 x 144	1,68	**02769**
1.5" NST-NH female	**2x** 1" NST-NH male	-	198 x 153 x 144	1,69	**02770**
1.5" NST-NH female	**2x** 1.5" NST-NH male	•	231 x 183 x 171	2,39	**02171**
2.5" NST-NH female	**2x** 1.5" NST-NH male	•	226 x 183 x 171	2,41	**09866**
2.5" NST-NH female	**2x** 2.5" NST-NH male	•	281 x 217 x 218	3,46	**02772**
3" NST-NH female	**2x** 2.5" NST-NH male	•	268 x 217 x 220	4,35	**09893**
4" NST-NH female	**2x** 2.5" NST-NH male	•	267 x 217 x 229	4,59	**02768**

2-way dividers with ball valves - with pressure gauge



Maximum working pressure: PN16
Valve type: ball valve
Operation: by lever
Material: aluminium alloy
Coating: polyester coating
Body type: moulded
Pressure gauge: YES

Options: couplings inlet/outlet.

These "Bipok" dividers are equipped with ball valve shutoffs, one pressure gauge, and stabilising feet.
There is almost no pressure loss thanks to its full waterway. A large number of in and outlet connections can be provided: threaded BSP or NST-NH, or standardised couplings.

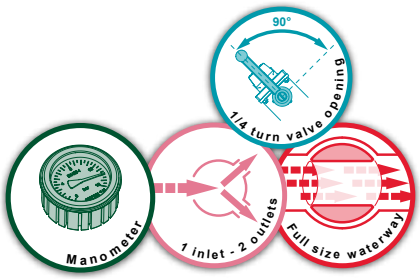

Inlet	Outlets	Dimensions (mm)	Weight (kg)	Ref.
2.5" NST-NH female	**2x** 1.5" NST-NH male	226 x 183 x 171	2,60	**13300**
2.5" NST-NH female	**2x** 2.5" NST-NH male	281 x 217 x 218	2,90	**13304**

2-way dividers with ball valves - with flush valve



Maximum working pressure: PN16
Valve type: ball valve
Operation: by lever
Material: aluminium alloy
Coating: polyester coating
Body type: moulded
Flush: YES

Options: couplings inlet/outlet.

These "Bipok" dividers are equipped with ball valve shutoffs, a flush valve on each outlet and stabilising feet.
There is almost no pressure loss thanks to its full waterway. A large number of in and outlet connections can be provided: threaded BSP or NST-NH, or standardised couplings.

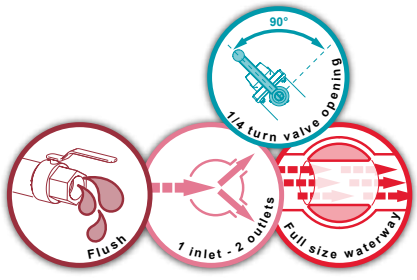

Inlet	Outlets	Dimensions (mm)	Weight (kg)	Ref.
DSP DN50, with lock	**2x** DSP DN50, without lock	226 x 183 x 171	5,22	**16008**

2-way dividers with ball valves - US Navy ''BIPOK''



This divider equips US Navy Homologation nato # 4210-00-255-0234

Maximum working pressure: PN16
Valve type: ball valve
Operation: by lever
Material: bronze and stainless steel
Body type: moulded

Options: couplings inlet/outlet.

Our divider « US NAVY Bipok » is made of bronze.
It is equipped with two ball valve shutoffs and stabilising feet. There is almost no pressure loss thanks to its full waterway.
It is equipped with one inlet female threaded 2.5" NST-NH and two outlets male threaded 1.5" NPSH. This divider equips the US Navy: 481 units ordered in 2007.

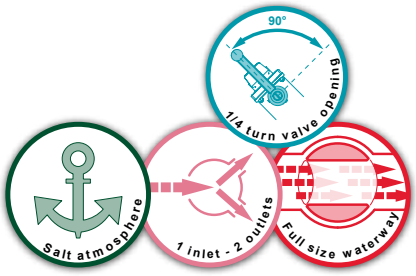

Inlet	Outlets	Dimensions (mm)	Weight (kg)	Ref.
2.5" NST-NH female	**2x** 1.5" NSPH male	184 x 181 x 125	3,35	**17030**



POK France - ZI Les Guignons - 10400 Nogent-sur-Seine - FRANCE
Tel: +33 (0)3 25 39 84 78 - Fax: +33 (0)3 25 39 84 90 - Email: export@pok.fr - Web: www.pok.fr

Dividers (3-way) with ball valves "TRIPOK"

Our Tripok are made to split one supply into several hoses supply through its three outlets.
It is equipped with three ball valve shutoffs, one carrying handle and stabilising feet. There is almost no pressure loss thanks to its full waterway. A large number of in and outlet connections can be provided: threaded BSP or NST-NH, or standardised couplings.
Primarily made of heat treated aluminium alloy and red polyester coating.



Maximum working pressure: PN16
Valve type: ball valve or butterfly valve
Operation: by lever or flywheel
Material: aluminium alloy
Coating: polyester coating
Body type: moulded

Options: inlet/outlet couplings, pressure gauge, pressure regulation.

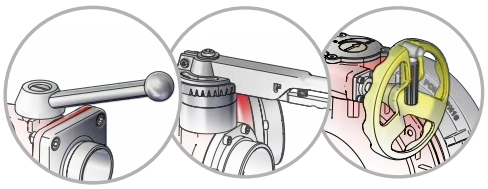

Depending on the outlet diameter of the waterway, handle are with or without indexed notches, and with or without unlocking levers, or with worm screw knobs for DN205 and DN250.

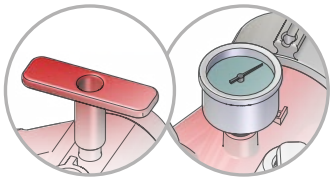

Depending on preferences, the dividers can be assembled with carrying handles or pressure gauges.

3-way dividers with ball or butterfly valves - BSP threads



Inlet	Outlets	Optional pressure gauge	Dimensions (mm)	Weight (kg)	Ref.
2" BSP male	**1x** 2" BSP male **2x** 1" BSP male	•	216 x 274 x 158	2,67	**07424**
2.5" BSP male	**3x** 2" BSP male	•	290 x 368 x 218	4,01	**07426**
2.5" BSP male	**1x** 2.5" BSP male **2x** 2" BSP male	•	290 x 368 x 218	4,05	**07425**
4" BSP female	**3x** 2.5" BSP male	•	261 x 357 x 219	5,09	**07427**
4" BSP female	**1x** 4" BSP male **2x** 2.5" BSP male	•	412 x 406 x 282	8,31	**07428**
4" BSP female	**3x** 4" BSP male	-	506 x 772 x 230	15,12	**07429**
6" BSP male	**3x** 4" BSP male	-	575 x 852 x 270	16,88	**09675**
6" BSP male	**1x** 6" BSP male **2x** 3" BSP male	•	499 x 513 x 328	21,30	**24743**

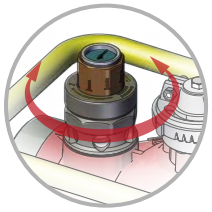

Adjustable pressure valve regulator on the divider big diameter reference 24743

3-way dividers with ball or butterfly valves - GFR, DSP, AR or Guillemin couplings

Working pressure PN25 for dividers with inlet and outlet couplings with lock



Inlet	Outlets	Optional pressure gauge	Dimensions (mm)	Weight (kg)	Ref.
DSP DN40, with lock	**1x** DSP DN40 **2x** GFR DN20 male	•	255 x 274 x 158	2,88	**02691**
DSP DN40, with lock	**1x** DSP DN40, with lock **2x** GFR DN20 male	•	304 x 274 x 158	3,07	**02691.AV**
DSP DN40, with lock	**1x** DSP DN40, **2x** SG DN20	•	255 x 274 x 158	2,99	**03199**
DSP DN65, with lock	**3x** DSP DN40	•	336 x 368 x 218	4,70	**07421**
DSP DN65, with lock	**3x** DSP DN40, with lock	•	339 x 403 x 218	5,46	**07421.AV**
DSP DN65, with lock	**1x** DSP DN65, **2x** DSP DN40	•	336 x 368 x 218	4,85	**07420**
DSP DN65, with lock	**1x** DSP DN65, with lock **2x** DSP DN40, with lock	•	345 x 403 x 218	5,76	**07420.AV**
AR DN100, with lock	**3x** DSP DN65	•	343 x 357 x 219	7,13	**07422**
AR DN100, with lock	**3x** DSP DN65, with lock	•	354 x 426 x 219	8,00	**07422.AV**
AR DN100, with lock	**1x** AR DN100, **2x** DSP DN65	•	497 x 405 x 282	10,69	**07423**
AR DN100, with lock	**1x** AR DN100, with lock, **2x** DSP DN65, with lock	•	497 x 475 x 282	11,81	**07423.AV**
AR DN100, with lock	**3x** AR DN100, with lock	-	588 x 772 x 230	19,80	**07448**
SG DN150, with lock	**3x** AR DN100	-	668 x 852 x 270	23,06	**09164**
SG DN150, with lock	**1x** SG DN150, with lock **2x** AR DN100, with lock	•	560 x 675 x 328	28,90	**25022**

Dividers (3-way) with ball valves "TRIPOK"

3-way dividers with ball or butterfly valves - Storz couplings

Storz swivel couplings and/or with catch on request



Inlet	Outlets	Optional pressure gauge	Dimensions (mm)	Weight (kg)	Ref.
Storz C/52	**1x** Storz C/52 **2x** Storz D/25	•	251 x 274 x 158	3,42	**09073**
Storz B/75	**3x** Storz C/52	•	327 x 368 x 218	5,31	**09075**
Storz B/75	**1x** Storz B/75 **2x** Storz C/52	•	327 x 368 x 218	5,51	**09074**
Storz A/110, swivel	**3x** Storz B/75	•	326 x 383 x 235	7,85	**09076**
Storz A/110, swivel	**1x** Storz A/110 **2x** Storz B/75	•	479 x 432 x 282	11,91	**09077**
Storz A/110, swivel	**3x** Storz A/110	-	571 x 772 x 241	20,39	**09078**
Storz DN150 / 6"	**3x** Storz A/110	-	629 x 852 x 270	22,60	**09166**
Storz DN150 / 6"	**1x** Storz DN150 / 6" **2x** Storz B/75	•	528 x 544 x 328	25,77	**25021**

3-way dividers with ball or butterfly valves - US Storz or NST-NH couplings

Storz swivel couplings and/or with catch on request



Inlet	Outlets	Optional pressure gauge	Dimensions (mm)	Weight (kg)	Ref.
Storz DN100 / 4", swivel with catch	**3x** 2.5" NST-NH male	•	337 x 357 x 222	6,46	**09906**
Storz DN100 / 4", swivel with catch	**3x** Storz DN100 / 4"	-	582 x 772 x 230	19,00	**09908**
Storz DN125 / 5", swivel with catch	**3x** 2.5" NST-NH male	•	334 x 357 x 242	6,91	**09907**
Storz DN125 / 5", swivel with catch	**3x** Storz DN100 / 4"	-	579 x 772 x 250	19,46	**09909**
Storz DN150 / 6", with catch	**3x** Storz DN100 / 4"	-	629 x 772 x 270	21,30	**09910**

3-way dividers with ball valves - NST-NH couplings



Inlet	Outlets	Optional pressure gauge	Dimensions (mm)	Weight (kg)	Ref.
1.5" NST-NH female	**1x** 1.5" NST-NH male **2x** 1" NST-NH male	•	233 x 274 x 158	2,76	**08377**
2.5" NST-NH female	**1x** 2.5" NST-NH male **2x** 1.5" NST-NH male	•	307 x 368 x 218	4,18	**09894**
2.5" NST-NH female	**3x** 2.5" NST-NH male	•	361 x 357 x 219	5,87	**09895**
3" NST-NH female	**3x** 2.5" NST-NH male	•	320 x 357 x 219	6,38	**09896**
4" NST-NH female	**3x** 2.5" NST-NH male	•	313 x 357 x 219	6,24	**09897**

Double inlet with clappered siamese



Maximum working pressure: PN16
Valve type: ball valve
Operation: by lever
Material: aluminium alloy
Coating: polyester coating
Body type: moulded

Options: couplings inlet/outlet.

Divider with three outlets with 1/4 turn ball valve shutoffs with an integrated two inlets clappered siamese. This compact divider allows multiple possibilities of use: for example, concerning the supply through its integrated clappered siamese. The three outlets with 1/4 turn ball valve shutoffs offer a quick handling and full waterway.
It offers several possibilities of connections: DSP/AR couplings, symmetrical couplings, Storz couplings.



Inlet	Outlets	Handle or pressure gauge	Dimensions (mm)	Weight (kg)	Ref.
2x 2.5" BSP male	**1x** 2.5" BSP male **2x** 2" BSP male	Yes	368 x 371 x 220	4,27	**07575**
2x 2.5" BSP male	**3x** 2.5" BSP male	Yes	368 x 371 x 220	4,36	**08378**
2x Storz B/75	**1x** Storz B/75 **2x** Storz C/52	Yes	404 x 371 x 220	6,15	**09079**

POK France - ZI Les Guignons - 10400 Nogent-sur-Seine - FRANCE
Tel: +33 (0)3 25 39 84 78 - Fax: +33 (0)3 25 39 84 90 - Email: export@pok.fr - Web: www.pok.fr

4-way dividers with ball valves, with transport trolley



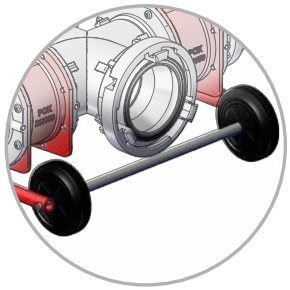

Transport trolley

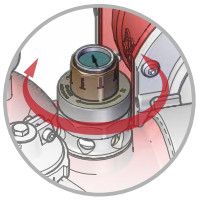

Pressure valve regulator with adjustable pressure gauge

Maximum working pressure: PN16
Valve type: ball valve
Operation: by handwheel
Material: aluminium alloy
Coating: polyester coating
Body type: moulded
Pressure gauge: YES

Options: inlet/outlet couplings, pressure gauge, pressure regulation.

Our divider "Quadripok" has four outlets equipped with ball valve shutoffs.
It allows to split one supply into several outlets. There is almost no pressure loss thanks to its full waterway. It is equipped with stabilising feet and a pressure gauge.
It is delivered with a transport trolley which allows one to move without any effort. A large number of in and outlet connections can be provided: threaded BSP or NST-NH, or standardised couplings.

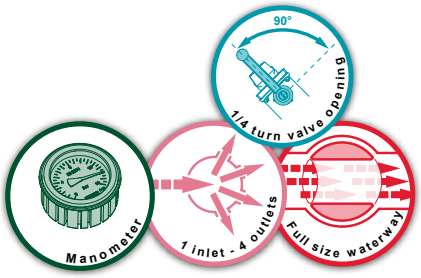

Inlet	Outlet	Dimensions (mm)	Weight (kg)	Ref.
6'' BSP female	**4x** 6" BSP male	1044 x 780 x 445	72,33	**37055**
Storz DN200 / 8''	**4x** Storz DN150 / 6"	1044 x 888 x 445	86,25	**27048**

4-way dividers with ball valves, with torque reducers





Maximum working pressure: PN16
Valve type: ball valve
Operation: by flywheel
Material: aluminium alloy
Coating: polyester coating
Body type: moulded
Pressure gauge: YES

Options: inlet/outlet couplings, pressure gauge, pressure regulation.

Our divider "Quadripok" has four outlets equipped with ball valve shutoffs having the particularity to have a progressive opening. This POK innovation offers all the advantages of a 1/4 turn ball valve divider, with low pressure loss, and also the advantages of a divider with flywheel valves with its progressive opening, avoiding water hammers.
There is almost no pressure loss thanks to its full waterway. It is equipped with two carrying handles, stabilising feet and a pressure gauge. A large number of in and outlet connections can be provided: threaded BSP or NST-NH, or standardised couplings.



Inlet	Outlet	Dimensions (mm)	Weight (kg)	Ref.
6" BSP male	**4x** 3" BSP male	334 x 490 x 258	15,05	**28752**
GOST DN150	**4x** GOST DN80	366 x 494 x 258	18,30	**28766**

Dividers (5-way) with ball valves "PENTAPOK"

5-way dividers with ball or butterfly valves



Our divider "Pentapok" has five outlets equipped with ball valve shutoffs and a butterfly valve. It allows to split one supply into five.
There is almost no pressure loss thanks to its full waterway. It is equipped with stabilising feet and a pressure gauge.
A large number of in and outlet connections can be provided: threaded BSP or NST-NH, or standardised couplings.

Maximum working pressure: PN16
Valve type: ball valve or butterfly valve
Operation: by lever
Material: aluminium alloy
Coating: polyester coating
Body type: moulded
Pressure gauge: YES

Options: inlet/outlet couplings, pressure gauge, pressure regulation.

Inlet	Outlets	Dimensions (mm)	Weight (kg)	Ref.
4" BSP female	**1x** 4" BSP male, **4x** 2.5" BSP male	484 x 607 x 293	13,12	**18467**
4" NST-NH female	**1x** 4" NST-NH male, **4x** 2.5" NST-NH male	538 x 607 x 293	15,04	**18463**
AR DN100, with lock	**1x** AR DN100, without lock **4x** DSP DN65, without lock	569 x 607 x 293	16,18	**18465**
Storz DN100 / 4", swivel with catch	**4x** Storz DN100 / 4", **4x** 2.5" NST-NH male	563 x 607 x 293	15,38	**18464**
Storz A/110, with catch	**1x** Storz A/110, **4x** Storz B/75	525 x 607 x 293	17,40	**14689**
Storz A/110, with catch	**1x** Storz A/110, with catch **4x** Storz B/75, with catch	574 x 607 x 293	18,08	**14689.AV**
Storz DN125 / 5", swivel with catch	**1x** Storz DN125 / 5'', **4x** Storz DN65 / 2.5"	560 x 607 x 293	21,06	**18468**
SG DN150, with lock	**1x** AR DN100, without lock **4x** DSP DN65, without lock	670 x 607 x 293	19,07	**18466**



5-way dividers with ball valves, with one torque reducer



This divider "Pentapok" has five outlets equipped with ball valve shutoffs and a butterfly valve. The middle outlet is equipped with a torque reducer for a progressive opening.
It allows to split one supply into five. There is almost no pressure loss thanks to its full waterway. It is equipped with stabilising feet, a pressure gauge and pressure regulating valve.
A large number of in and outlet connections can be provided: threaded BSP or NST-NH, or standardised couplings.

Maximum working pressure: PN16
Valve type: ball valve or butterfly valve
Operation: by lever and flywheel
Material: aluminium alloy
Coating: polyester coating
Body type: moulded
Pressure gauge: YES

Options: inlet/outlet couplings, pressure gauge, pressure regulation.

Inlet	Outlets	Dimensions (mm)	Weight (kg)	Ref.
8'' BSP male	**1x** 8'' BSP male **4x** 2.5" BSP male	670 x 505 x 480	33,00	**37077**
8'' BSP male	**1x** 8'' BSP male **4x** 3" BSP male	670 x 505 x 480	34,00	**37322**
10'' BSP male	**1x** 10'' BSP male **4x** 2.5" BSP male	670 x 535 x 480	37,00	**37323**
Storz DN205	**1x** Storz DN205 **4x** Storz B/75	670 x 575 x 480	44,00	**37324**
Storz DN250	**1x** Storz DN250 **4x** Storz B/75	670 x 645 x 480	49,00	**37325**



POK France - ZI Les Guignons - 10400 Nogent-sur-Seine - FRANCE
Tel: +33 (0)3 25 39 84 78 - Fax: +33 (0)3 25 39 84 90 - Email: export@pok.fr - Web: www.pok.fr

Dividers (2-way) with flywheel valves

These dividers have two outlets fitted with flywheel valves for a progressive opening, avoiding water hammers.
They are primarily made of heat treated aluminium alloy and red polyester coating. They are equipped with a carrying handle (depending on the model) and stabilising feet.
A large number of in and outlet connections can be provided: threaded BSP or NST-NH, or standardised couplings.

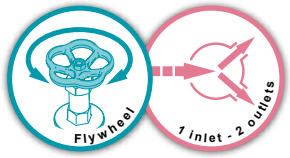

Maximum working pressure: PN16
Valve type: flywheel valve
Operation: by flywheel
Material: aluminium alloy
Coating: polyester coating
Body type: moulded

Options: couplings inlet/outlet.

2-way dividers with flywheel valves - BSP threads



Inlet	Outlets	Standard valves	Compact valves	Dimensions (mm)	Weight (kg)	Ref.
1.5" BSP female	**2x** 1" BSP male	•		153 x 180 x 157	1,03	**29440**
1.5" BSP male	**2x** 1.5" BSP male	•		255 x 234 x 236	2,21	**16244**
1.5" BSP male	**2x** 1.5" BSP male		•		1,99	**40677**
2.5" BSP male	**2x** 1.5" BSP male	•		260 x 240 x 240	2,13	**07444**
2.5" BSP male	**2x** 1.5" BSP male		•		1,91	**40680**
2.5" BSP male	**2x** 2" BSP male	•		265 x 260 x 235	2,33	**07447**
2.5" BSP male	**2x** 2" BSP male		•		2,11	**40683**
2.5" BSP male	**2x** 2.5" BSP male	•		275 x 290 x 260	3,10	**07445**
2.5" BSP male	**2x** 2.5" BSP male		•		2,98	**40686**
4" BSP female	**2x** 2.5" BSP male	•		265 x 260 x 285	3,72	**07446**
4" BSP female	**2x** 2.5" BSP male		•		3,60	**40689**
4" BSP female	**2x** 2" BSP female	•		241 x 272 x 262	2,89	**32779**
4" BSP female	**2x** 2" BSP female		•		2,67	**40692**

2-way dividers with flywheel valves - GFR, DSP, AR or Guillemin couplings

The divider 07440 equips the French Navy
Working pressure PN25 for dividers with inlet and outlet couplings with lock



Inlet	Outlets	Standard valves	Compact valves	Dimensions (mm)	Weight (kg)	Ref.
DSP DN40, with lock	**2x** GFR DN20 male	•		219 x 180 x 157	1,37	**24498**
DSP DN40, with lock	**2x** DSP DN40	•		360 x 240 x 240	2,70	**16444**
DSP DN40, with lock	**2x** DSP DN40		•		2,48	**40695**
DSP DN40, with lock	**2x** DSP DN40, with lock	•		358 x 234 x 236	3,11	**16444.AV**
DSP DN40, with lock	**2x** DSP DN40, with lock		•		2,89	**40698**
DSP DN65, with lock	**2x** DSP DN40	•		300 x 234 x 236	2,85	**07440**
DSP DN65, with lock	**2x** DSP DN40		•		2,63	**40701**
DSP DN65, with lock	**2x** DSP DN40, with lock	•		322 x 234 x 236	3,11	**07440.AV**
DSP DN65, with lock	**2x** DSP DN40, with lock		•		2,89	**40704**
DSP DN65, with lock	**2x** DSP DN65	•		362 x 290 x 260	4,36	**07443**
DSP DN65, with lock	**2x** DSP DN65		•		4,24	**40707**
DSP DN65, with lock	**2x** DSP DN65, with lock	•		396 x 307 x 260	5,01	**07443.AV**
DSP DN65, with lock	**2x** DSP DN65, with lock		•		4,89	**40710**
AR DN100, with lock	**2x** DSP DN65	•		345 x 260 x 285	5,36	**07441**
AR DN100, with lock	**2x** DSP DN65		•		5,24	**40713**
AR DN100, with lock	**2x** DSP DN65, with lock	•		379 x 267 x 285	5,96	**07441.AV**
AR DN100, with lock	**2x** DSP DN65, with lock		•		5,84	**40716**

2-way dividers with flywheel valves - Storz couplings

Storz swivel couplings and/or with catch on request



Inlet	Outlets	Standard valves	Compact valves	Dimensions (mm)	Weight (kg)	Ref.
Storz DN45, swivel	**2x** Storz D25	•		191 x 180 x 157	1,47	**23416**
Storz B/75	**2x** Storz C/52	•		280 x 265 x 235	3,30	**09070**
Storz B/75	**2x** Storz C/52		•		3,08	**40719**
Storz B/75	**2x** Storz B/75	•		315 x 315 x 260	4,43	**09071**
Storz B/75	**2x** Storz B/75		•		4,31	**40722**
Storz A/110	**2x** Storz B/75	•		320 x 300 x 300	5,94	**09072**
Storz A/110	**2x** Storz B/75		•		5,82	**40725**

2-way dividers with flywheel valves - Instantaneous couplings



Inlet	Outlets	Standard valves	Compact valves	Dimensions (mm)	Weight (kg)	Ref.
Intantaneous 2.5" male	**2x** Intantaneous 2.5" female	•		332 x 338 x 260	4,71	**15562**
Intantaneous 2.5" male	**2x** Intantaneous 2.5" female		•		4,59	**40728**



POK France - ZI Les Guignons - 10400 Nogent-sur-Seine - FRANCE
Tel: +33 (0)3 25 39 84 78 - Fax: +33 (0)3 25 39 84 90 - Email: export@pok.fr - Web: www.pok.fr

Dividers (3-way) with flywheel valves

It has three outlets fitted with flywheel valves for a progressive opening and closure, avoiding any water hammer.
It is made of primary aluminium alloy heat-treated and red polyester coated. It is equipped with a carrying handle (depending on the model) and stabilising feet. A large number of in and outlet connections can be provided: threaded BSP or NST-NH, or standardised couplings.

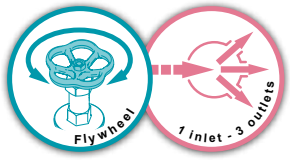

Maximum working pressure: PN16
Valve type: flywheel valve
Operation: by flywheel
Material: aluminium alloy
Coating: polyester coating
Body type: moulded

Options: couplings inlet/outlet.

3-way dividers with flywheel valves - BSP threads



Inlet	Outlets	Standard valves	Compact valves	Dimensions (mm)	Weight (kg)	Ref.
2" BSP male	**1x** 2" BSP male **2x** 1" BSP male	•		240 x 266 x 222	2,30	**31433**
2" BSP male	**1x** 2" BSP male **2x** 1" BSP male		•	258	2,19	**40731**
2.5" BSP male	**1x** 2.5" BSP male **2x** 2" BSP male	•		300 x 410 x 260	4,26	**07452**
2.5" BSP male	**1x** 2.5" BSP male **2x** 2" BSP male		•	258 x 343 x 215	3,92	**39700**
4" BSP male	**3x** 2.5" BSP male	•		325 x 460 x 250	5,20	**07453**
4" BSP male	**3x** 2.5" BSP male		•		5,02	**40734**
4" BSP male	**1x** 4" BSP male **2x** 2" BSP male	•		459 x 256 x 277	7,30	**32403***

*Butterfly valve and torque reducer on the middle outlet.

3-way dividers with flywheel valves - GFR, DSP, AR or Guillemin couplings

The divider 07450 equips the French Navy

Working pressure PN25 for dividers with inlet and outlet couplings with lock



Inlet	Outlets	Standard valves	Compact valves	Dimensions (mm)	Weight (kg)	Ref.
DSP DN40, with lock	**1x** DSP DN40, **2x** GFR DN20 male	•		295 x 272 x 222	2,61	**31430**
DSP DN40, with lock	**1x** DSP DN40, **2x** GFR DN20 male		•		2,50	**40737**
DSP DN65, with lock	**3x** DSP DN40	•		420 x 410 x 260	5,78	**16183**
DSP DN65, with lock	**3x** DSP DN40		•		5,45	**40740**
DSP DN65, with lock	**3x** DSP DN40, with lock	•		450 x 446 x 260	6,24	**16183.AV**
DSP DN65, with lock	**3x** DSP DN40, with lock		•		5,91	**40743**
DSP DN65, with lock	**1x** DSP DN65, **2x** DSP DN40	•		400 x 410 x 260	5,68	**07451**
DSP DN65, with lock	**1x** DSP DN65, **2x** DSP DN40		•		5,34	**40611**
DSP DN65, with lock	**1x** DSP DN65, with lock **2x** DSP DN40, with lock	•		419 x 446 x 260	6,32	**07451.AV**
DSP DN65, with lock	**1x** DSP DN65, with lock **2x** DSP DN40, with lock		•		5,98	**40746**
AR DN100, with lock	**3x** DSP DN65	•		420 x 470 x 260	7,05	**07450**
AR DN100, with lock	**3x** DSP DN65		•		6,87	**40749**
AR DN100, with lock	**3x** DSP DN65, with lock	•				**07450.AV**
AR DN100, with lock	**3x** DSP DN65, with lock		•			**40752**
AR DN100, with lock	**1x** AR DN100, with lock **2x** DSP DN50, with lock	•		470 x 391 x 277	9,93	**32191***

*Butterfly valve and torque reducer on the middle outlet.

3-way dividers with flywheel valves - Storz couplings

Storz swivel couplings and/or with catch on request



In compliance with
DIN 14 345 - BV
TÜV certificate number
PVR 13/02



Inlet	Outlets	Standard valves	Compact valves	Dimensions (mm)	Weight (kg)	Ref.
Storz C/52	**1x** Storz C/52 **2x** Storz D/25	•		277 x 276 x 222	3,04	**31427**
Storz C/52	**1x** Storz C/52 **2x** Storz D/25		•		2,93	**40755**
Storz B/75	**3x** Storz C/52	•		350 x 410 x 260	5,74	**09068**
Storz B/75	**3x** Storz C/52		•		5,41	**40758**
Storz B/75	**1x** Storz B/75 **2x** Storz C/52	•		340 x 410 x 260	5,71	**09067**
Storz B/75	**1x** Storz B/75 **2x** Storz C/52		•		5,37	**40761**
Storz A/110	**3x** Storz B/75	•		350 x 480 x 265	7,50	**09069**
Storz A/110	**3x** Storz B/75		•		7,32	**40764**
Storz A/110	**1x** Storz A/110 **2x** Storz C/52	•		458 x 334 x 279	10,56	**37481***

*Butterfly valve and torque reducer on the middle outlet.

3-way dividers with flywheel valves - GFR, DSP, AR or Guillemin couplings - non-return valve

Working pressure PN25 for dividers with inlet and outlet couplings with lock



Maximum working pressure: PN16
Valve type: flywheel valve
Operation: by flywheel
Material: aluminium alloy
Coating: polyester coating
Body type: moulded
Lift handle: YES

This range of divider with flywheel valves is made of aluminium alloy with removable valve head for an easier maintenance.
This divider has been designed do avoid as much pressure loss as possible and is equipped with a non-return valve.
Our dividers have a carrying handle and stabilising feet.



Inlet	Outlets	Standard valves	Compact valves	Dimensions (mm)	Weight (kg)	Ref.
2" BSP male	**1x** 2" BSP male **2x** 1" BSP male	•		250 x 266 x 222	2,34	**37049**
2" BSP male	**1x** 2" BSP male **2x** 1" BSP male		•			**40767**
DSP DN40, with lock	**1x** DSP DN40, with lock **2x** GFR DN20 male	•		296 x 266 x 235	2,74	**34289**
DSP DN40, with lock	**1x** DSP DN40, with lock **2x** GFR DN20 male		•			**40770**
DSP DN40, with lock	**1x** DSP DN40, with lock **2x** SG DN20	•		296 x 290 x 235	2,95	**33609**
DSP DN40, with lock	**1x** DSP DN40, with lock **2x** SG DN20		•			**40773**

POK France - ZI Les Guignons - 10400 Nogent-sur-Seine - FRANCE
Tel: +33 (0)3 25 39 84 78 - Fax: +33 (0)3 25 39 84 90 - Email: export@pok.fr - Web: www.pok.fr

All our range of dividers have removable and interchangeable parts: wheels Ø50, Ø80 and Ø100 with square for valve head, complete valve heads Ø54 and Ø70, handles in aluminium alloy, stainless steel or composite material.
All our dividers with flywheel can be equipped and supplied with DIN shutoffs valves which, when opened, offer an integral passage, or compact shutoffs valves offering smaller dimensions.

Valve heads made of aluminium



Thread	Valve diameter	Norms	Dimensions (mm)	Weight (kg)	Ref.
1" BSP male	30		Ø80 x 107	0,20	**23421**
2" BSP male	54	DIN 14 345-C	Ø100 x 185	0,50	**00796**
2.5" BSP male	70	DIN 14 345-B	Ø100 x 212	0,63	**00797**

Shutoff in compliance with DIN 14 345-C and DIN 14 345-B

Compact valve heads made of aluminium



Thread	Valve diameter	Norms	Dimensions (mm)	Weight (kg)	Ref.
2" BSP male	54	DIN 14 345-C	Ø80 x 139	0,39	**39697**
2.5" BSP male	70	DIN 14 345-B	Ø100 x 152	0,57	**39704**

Valve heads, non-return valve and stem in bronze



Thread	Valve diameter	Dimensions (mm)	Weight (kg)	Ref.
2" BSP male	54	Ø100 x 188	0,88	**35537**
2.5" BSP male	70	Ø100 x 212	1,16	**35528**

Wheels with square



Wheel Ø (mm)	Square dimensions (mm)	Norms	Dimensions (mm)	Weight (kg)	Ref.
50	8	DIN 390	Ø50 x 18	0,03	**03344**
80	11	DIN 390	Ø80 x 22	0,07	**03331**
80	12	NF S61-758	Ø80 x 22	0,07	**03332**
100	11	DIN 390	Ø100 x 25	0,11	**03322**
100	12	NF S61-758	Ø100 x 25	0,11	**03334**

Operating handle - short model

for DN25 ball valve shutoff



Dimensions (mm)	Weight (kg)	Ref.
115 x 42 x 55	0,11	**02402**

Operating handle - long model

for DN40 and DN65 ball valve shutoffs



Dimensions (mm)	Weight (kg)	Ref.
158 x 42 x 71	0,13	**02401**

Operating long handle

for DN65 ball valve shutoff



Dimensions (mm)	Weight (kg)	Ref.
172 x 42 x 129	0,16	**02861**

Operating handle for US Navy "BIPOK"



Dimensions (mm)	Weight (kg)	Material	Ref.
138 x 45 x 38	0,26	Stainless steel	**17038**
138 x 45 x 38	0,05	Composite	**30969**

Carrying handle for divider



Dimensions (mm)	Weight (kg)	Ref.
90 x 28 x 50	0,07	**03170**

Repair kit for divider

The repair kit includes inlet and outlet couplings, gaskets, handle for ball valve and screws

Description	Ref.
Kit for divider ''BIPOK'' 1/4 turn ball - **1x** DSP DN40 / **2x** GF**R** DN20 male	**01690**
Kit for divider ''BIPOK'' 1/4 turn ball - **1x** DSP DN65 / **2x** DSP DN40	**01691**
Kit for divider ''BIPOK'' 1/4 turn ball - **1x** AR DN100 / **2x** DSP DN65	**01693**
Kit for divider ''BIPOK'' 1/4 turn ball - **1x** AR DN100 / **2x** AR DN100	**01694**
Kit for divider ''TRIPOK'' 1/4 turn ball - **1x** DSP DN40 / **1x** DSP DN40 - **2x** GFR DN20 male	**01695**
Kit for divider ''TRIPOK'' 1/4 turn ball - **1x** DSP DN65 / **1x** DSP DN65 - **2x** DSP DN40	**01697**
Kit for divider ''TRIPOK'' 1/4 turn ball - **1x** DSP DN65 / **3x** DSP DN40	**01698**
Kit for divider ''TRIPOK'' 1/4 turn ball - **1x** AR DN100 / **1x** AR DN100 - **2x** DSP DN65	**01699**
Kit for divider ''TRIPOK'' 1/4 turn ball - **1x** AR DN100 / **3x** DSP DN65	**01686**



POK France - ZI Les Guignons - 10400 Nogent-sur-Seine - FRANCE
Tel: +33 (0)3 25 39 84 78 - Fax: +33 (0)3 25 39 84 90 - Email: export@pok.fr - Web: www.pok.fr

The ''STANDROHRE'' are standpipes made of aluminium alloy allowing to connect to the local underground water network.
They are available in DN50 and DN80, with one or two outlets, with or without flywheel valves, with water meter, etc. Nota: The DN50 is specific for the County of Württemberg



Maximum working pressure: PN16
Material: aluminium alloy
Coating: polyester coating and hard anodisation
Body type: moulded and cut into bar

Standpipes with two outlets with valves

Standpipe with swivel upper part, 2 outlets with flywheel valves





In compliance with the norm
DIN 14 375 - 2B
TÜV certificate
Number PVR 3/97

Base (mm)	Outlets	Dimensions (mm)	Weight (kg)	Ref.
DN50	**2x** 2" AG male	330 x 104 x 967	5,29	**07910**
DN50	**2x** 2.5" AG male	330 x 104 x 1028	6,27	**07911**
DN50	**2x** Storz C/52	330 x 104 x 1022	5,87	**07912**
DN50	**2x** Storz B/75	330 x 126 x 1028	7,16	**07913**
DN80	**2x** 2" AG male	330 x 100 x 960	5,24	**07906**
DN80	**2x** 2.5" AG male	330 x 100 x 1022	6,22	**07907**
DN80	**2x** Storz C/52	330 x 100 x 960	5,81	**07908**
DN80	**2x** Storz B/75	330 x 126 x 1022	7,10	**07909**
DN80	**2x** Storz DN65 NEN 3374	330 x 118 x 1022	7,02	**09228**
DN80	**2x** DSP DN65, without lock	330 x 100 x 1022	6,84	**07914**

Standpipe with two outlets with flywheel valves - Württemberg version



Base (mm)	Outlets	Dimensions (mm)	Weight (kg)	Ref.
DN50	**2x** Storz C/52	330 x 104 x 1922	8,04	**07915**
DN50	**2x** Storz B/75	330 x 126 x 1928	9,22	**07916**

Standpipe with one outlet with screwdown valve

Standpipe with swivel upper part, 1 outlet with screwdown valve



Base (mm)	Outlet	Dimensions (mm)	Weight (kg)	Ref.
DN50	2" AG male	330 x 104 x 974	4,72	**07900**
DN50	Storz C/52	330 x 104 x 974	5,01	**07899**
DN80	2" AG male	330 x 100 x 967	4,67	**07898**
DN80	Storz C/52	330 x 100 x 967	4,96	**07897**
DN80	DSP DN65, without lock	330 x 100 x 967	5,03	**07921**

Standpipe without shutoff

Standpipe with swivel upper part, 1 outlet without shutoff



Base (mm)	Outlet	Dimensions (mm)	Weight (kg)	Ref.
DN50	Storz C/52	336 x 104 x 914	4,76	**09000**
DN50	Storz B/75	330 x 126 x 914	4,74	**09001**
DN80	2" AG male	330 x 100 x 907	4,41	**07903**
DN80	Storz C/52	336 x 100 x 907	4,70	**07901**
DN80	2.5" AG male	330 x 100 x 907	4,24	**07904**
DN80	Storz B/75	330 x 126 x 907	4,68	**07902**
DN80	DSP DN65, without lock	330 x 100 x 907	4,55	**07905**

Standpipe without shutoff

Standpipe with fixed upper part, 1 outlet without shutoff



Base(mm)	Outlet	Dimensions (mm)	Weight (kg)	Ref.
DN50	2" AG male	318 x 320 x 818	3,14	**07920**
DN50	Storz C/52	354 x 320 x 818	3,42	**07919**
DN80	2" AG male	320 x 320 x 823	3,37	**07918**
DN80	Storz C/52	357 x 320 x 823	3,66	**07917**

Standpipe with water meter

Standpipe with swivel upper part, with valve and water meter 5m³/h



Base (mm)	Outlet	Débit (m³/h)	Dimensions (mm)	Weight (kg)	Ref.
DN80	Mit Zapfventil	5		5,30	**09539**
DN80	Mit Zapfventil und absperrung C Kupplung	5			**09540**

Standpipe with water meter without valve

Standpipe with swivel upper part, with valve and water meter 10m³/h



Base (mm)	Outlet	Débit (m³/h)	Dimensions (mm)	Weight (kg)	Ref.
DN80	Storz C/52	10			**09536**

Standpipes for British standard BS 750

Standpipe with swivel upper part, British standard BS 750



Base (mm)	Outlet	Dimensions (mm)	Weight (kg)	Ref.
DN80	Instantaneous 2.5" female	346 x 101 x 901	5,47	**33818**

POK France - ZI Les Guignons - 10400 Nogent-sur-Seine - FRANCE
Tel: +33 (0)3 25 39 84 78 - Fax: +33 (0)3 25 39 84 90 - Email: export@pok.fr - Web: www.pok.fr

Complete standpipe heads with two flywheel valves

Swivel upper part, 2 outlets with flywheel valves



Outlet	Dimensions (mm)	Weight (kg)	Ref.
2x Storz C/52	277 x 103 x 305	2,91	**07996**
2x Storz B/75	324 x 126 x 368	4,21	**07997**
2x 2'' AG male	246 x 103 x 305	2,34	**09259**
2x 2.5'' AG male	271 x 104 x 368	3,32	**09260**

Complete standpipe head without shutoff, two outlets male thread 2,5" BSP

Swivel upper part, 2 outlets without shutoff



Outlet	Dimensions (mm)	Weight (kg)	Ref.
2x Instantaneous 2.5" female	346 x 101 x 256	2,84	**33821**
2x 2.5'' AG male	212 x 103 x 245	1,50	**37108**

Complete standpipe heads with one screwdown valve

Swivel upper part, 1 outlet with screwdown valve



Outlet	Dimensions (mm)	Weight (kg)	Ref.
2'' AG male	180 x 103 x 312	1,78	**09261**

Complete standpipe heads without shutoff

Swivel upper part, 1 outlet without shutoff



Outlet	Dimensions (mm)	Weight (kg)	Ref.
2.5'' AG male	186 x 103 x 252	1,35	**09262**

Complete standpipe bases

Lower part of DIN standpipe



Base (mm)	Dimensions (mm)	Weight (kg)	Ref.
DN50	330 x 104 x 697	2,97	**07884**
DN50	330 x 104 x 1597	5,14	**07879**
DN80	330 x 104 x 690	2,90	**07514**

Complete standpipe base with BS 336 connection

Lower part of DIN standpipe, British standard BS 750



Base (mm)	Dimensions (mm)	Weight (kg)	Ref.
DN80	330 x 104 x 680	2,63	**33824**

Plug for underground hydrant

Complete plug for fire hydrant



Connection	Dimensions (mm)	Weight (kg)	Ref.
DN80	150 x 102 x 155	1,07	**07549**



Square tip of 30x30 to 32x32

Standpipe foot

Complete standard foot



Outlet	Waterway Ø (mm)	Dimensions (mm)	Weight (kg)	Ref.
2" IG female	DN50	144 x 89 x 75	5,14	**07548**
2" IG female	DN80	105 x 102 x 80	2,97	**07547**
Whitworth Ø72 x 11 inch thread	DN80	105 x 102 x 80	2,90	**07393**

Handle for lower part

Handle for standpipe



Inlet	Dimensions (mm)	Weight (kg)	Ref.
2" IG female	292 x 104 x 75	0,70	**07376**
Whitworth Ø72 x 11 inch thread	330 x 104 x 75	0,72	**07394**

Flange

Plate to fix the upper part



Dimensions (mm)	Weight (kg)	Ref.
160 x 103 x 23	0,24	**07588**

POK France - ZI Les Guignons - 10400 Nogent-sur-Seine - FRANCE
Tel: +33 (0)3 25 39 84 78 - Fax: +33 (0)3 25 39 84 90 - Email: export@pok.fr - Web: www.pok.fr

Flange

Plate to fix the water meter



Outlet	Dimensions (mm)	Weight (kg)	Ref.
1" IG female	Ø90 x 70	0,74	**09122**
1.25" IG female	Ø90 x 70	0,70	**09543**
1.5" IG female	Ø90 x 70	0,64	**09322**

Gasket for standpipe foot

Gasket for standpipe foot



Waterway Ø (mm)	Dimensions (mm)	Weight (kg)	Ref.
80	Ø92 x Ø72 x 5	0,01	**07396**
50	Ø78 x Ø54 x 5	0,01	**07885**



90° Keyser elbows



Maximum working pressure: PN16
Material: aluminium alloy
Coating: polyester coating
Body type: moulded

Options: couplings inlet/outlet.

Our elbows "Keyser" allow the supply of the pump devices by hydrants.
They are made of one half female type Keyser coupling on the inlet and one half DN40, DN65 or DN100 (according to the request) type DSP coupling on the outlet, other outlet coupling available on request.
Made in primary aluminium alloy heat-treated.

Inlet	Outlet	Dimensions (mm)	Weight (kg)	Ref.
Keyser DN100 female	DSP DN40	295 x 178 x 258	2,30	**07502**
Keyser DN100 female	DSP DN65	272 x 178 x 263	3,38	**07500**
Keyser DN100 female	AR DN100	315 x 178 x 298	3,94	**07501**
Keyser DN100 female	AR DN100, with lock	355 x 178 x 288	4,47	**07501.AV**

Keyser valves with two outlets with flywheel valves



Maximum working pressure: PN16
Material: aluminium alloy
Coating: polyester coating
Body type: moulded

Options: couplings inlet/outlet.

Our valves "Keyser" can be assembled on a hydrant through a female Keyser coupling. They have two discharge pipes fitted with flywheel valves. A large number of in and outlet connections can be provided: threaded BSP or NST-NH, or standardised couplings.

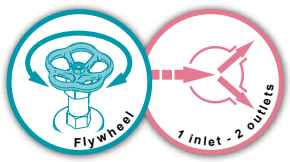

Inlet	Outlet	Dimensions (mm)	Weight (kg)	Ref.
Keyser DN100 female	**2x** DSP DN40	292 x 280 x 365	5,73	**07510**
Keyser DN100 female	**2x** DSP DN40, with lock	292 x 322 x 365	6,00	**07510.AV**
Keyser DN100 female	**2x** DSP DN50, with lock	292 x 301 x 365	5,80	**16007**
Keyser DN100 female	**2x** DSP DN65	292 x 238 x 365	5,40	**02256**
Keyser DN100 female	**2x** DSP DN65, with lock	292 x 284 x 365	6,05	**02256.AV**

POK France - ZI Les Guignons - 10400 Nogent-sur-Seine - FRANCE
Tel: +33 (0)3 25 39 84 78 - Fax: +33 (0)3 25 39 84 90 - Email: export@pok.fr - Web: www.pok.fr

Elbows

Water supply elbows allows the modification of the orientation of the flow without any pressure loss. Our range of elbows is made of different diameters: 3/4" to 5". A large number of in and outlet connections can be provided: threaded BSP or NST-NH, or standardised couplings.
According to the model, it is made of one half coupling with locking on the inlet and of one half coupling with our without locking on the outlet.

Maximum working pressure: PN16
Material: aluminium alloy
Coating: untreated or polyester coating
Body type: bended moulded

Options: couplings inlet/outlet.

30° Elbows



Inlet	Outlet	Dimensions (mm)	Weight (kg)	Ref.
2.5" BSP male	2.5" BSP male	101 x 75 x 135	0,35	**20861**
4" BSP female	4" BSP male	134 x 126 x 121	0,73	**20864**
Flange DN100 PN16	Flange DN100 PN16	231 x 220 x 193	4,58	**29340**
5" BSP female	5" BSP male	170 x 165 x 166	1,28	**32677**
5" BSP female, swivel	5" BSP male	181 x 173 x 205	3,20	**34755**

45° Elbows



Inlet	Outlet	Dimensions (mm)	Weight (kg)	Ref.
4" BSP female	4" BSP male	157 x 123 x 166	0,91	**32256**

90° Elbows



Inlet	Outlet	Dimensions (mm)	Weight (kg)	Ref.
3/4" BSP male	3/4" BSP male	235 x 26 x 135	0,20	**03942**
1" BSP male	1" BSP male	94 x 35 x 94	0,16	**01655**
1.5" BSP male	ISO M45 x 150 female	140 x 50 x 150	0,25	**03931**
1.5" BSP male	1.5" BSP male	155 x 50 x 155	0,41	**03932**
1.5" BSP female	1.5" BSP female	143 x 55 x 143	0,42	**03312**
ISO M55 x 300 female, swivel	SG DN40, without lock	220 x 72 x 196	0,87	**07485**
ISO M55 x 300 female, swivel	DSP DN40, without lock	205 x 72 x 211	1,09	**07486**
ISO M55 x 300 female, swivel	DSP DN40, with lock	215 x 73 x 249	1,07	**07486.AV**
2" BSP male	2" BSP male	175 x 60 x 175	0,57	**03930**
2" BSP female	2" BSP female			**26265**
2.5" BSP male	ISO M70 x 150 female	212 x 75 x 212	0,86	**03933**
2.5" BSP male	2.5" BSP male	212 x 75 x 212	0,87	**03934**
3" BSP female	3" BSP female	161 x 95 x 161	0,80	**26383**
3" BSP female	3" BSP male	174 x 102 x 166	0,99	**32724**
3" BSP female	3" BSP female	163 x 95 x 163	0,76	**03132**
4" BSP female	4" BSP male	200 x 130 x 187	1,71	**24699**
6" BSP female	6" BSP male	362 x 180 x 355	6,24	**33828**
DSP DN40, with lock	DSP DN40, without lock	158 x 73 x 174	0,62	**07490**
DSP DN40, with lock	DSP DN40, with lock	198 x 73 x 173	0,76	**07490.AV**
SG DN40, with lock	SG DN40, without lock	152 x 72 x 164	0,53	**07480**
DSP DN65, with lock	DSP DN65, without lock	269 x 110 x 285	1,58	**07491**
DSP DN65, with lock	DSP DN65, with lock	315 x 107 x 287	1,91	**07491.AV**
SG DN65, with lock	SG DN65, without lock	264 x 105 x 286	1,55	**07481**
SG DN80, with lock	SG DN80, without lock	227 x 125 x 250	1,97	**07488**
AR DN100, with lock	AR DN100, without lock	272 x 152 x 273	3,40	**07493**
AR DN100, with lock	AR DN100, with lock	309 x 150 x 285	3,94	**07493.AV**
SG DN100, with lock	SG DN100, without lock	252 x 105 x 286	1,55	**07483**

180° Elbows



Inlet	Outlet	Dimensions (mm)	Weight (kg)	Ref.
2" BSP male	2" BSP male	300 x 60 x 180	1,04	**07010**

90° Elbowed reductions



Maximum working pressure: PN16
Material: aluminium alloy
Coating: polyester coating
Body type: moulded

Options: couplings inlet/outlet.

This water supply elbows allows the modification of the orientation of the flow without any pressure loss. A large number of in and outlet connections can be provided: threaded BSP or NST-NH, or standardised couplings.

Inlet	Outlets	Dimensions (mm)	Weight (kg)	Réf.
4" BSP female	2.5" BSP male	300 x 60 x 180	1,28	**25459**
ISO M55 x 300 female, swivel	Express DN25	160 x 71 x 220	0,61	**07487**
DSP DN65, with lock	DSP DN40, without lock	302 x 107 x 301	1,92	**26469**
DSP DN65, with lock	SG DN40, with lock	335 x 107 x 301	2,07	**26469.AV**
AR DN100, with lock	DSP DN65, without lock	291 x 136 x 306	2,35	**07492**
SG DN100, with lock	SG DN65, without lock	287 x 136 x 308	2,27	**07482**
SG DN100, with lock	SG DN65, with lock	264 x 152 x 261	2,92	**07492.AV**

90° Elbows - bronze



Maximum working pressure: PN16
Material: bronze
Coating: untreated
Body type: moulded

Options: couplings inlet/outlet.

Salt atmosphere

This water supply elbow is made of bronze for use in salty atmosphere.
It allows the modification of the orientation of the flow without any pressure loss. It is made of one half coupling with locking ring on the inlet and of one half coupling without locking ring on the outlet.

Inlet	Outlet	Dimensions (mm)	Weight (kg)	Ref.
SG DN65, with lock	SG DN65, without lock	210 x 105 x 240	3,50	**02839**
SG DN100, with lock	SG DN100, without lock			**07484**

POK France - ZI Les Guignons - 10400 Nogent-sur-Seine - FRANCE
Tel: +33 (0)3 25 39 84 78 - Fax: +33 (0)3 25 39 84 90 - Email: export@pok.fr - Web: www.pok.fr





Pumps, fans, motors, strainers

Strainers 290
Strainers - Accessories 292
Filters 293
Turbo-motors - High speed, hydraulic 294
Turbo-pumps 295
Hydro-ejectors 296
Fans 297
Ducts for fire brigades 299

English catalogue - Rev F - 01/2017 - Illustrations are only informative

Strainers without non return valve with aluminium barrel

In compliance with norm NF S 61-842



Outlet	Dimensions (mm)	Weight (kg)	Ref.
SG DN40	74 x 60 x 162	0,37	**13218**
SG DN40, with lock	75 x 60 x 180	0,43	**13218.AV**
SG DN50			**13219**
SG DN65			**06908**
SG DN65, with lock			**06908.AV**
SG DN80	152 x 152 x 345	2,60	**13220**
AR DN100	161 x 161 x 252	1,71	**13229**
AR DN100, with lock	161 x 161 x 334	2,91	**13229.AV**
Storz C/52		0,48	**13092**
Storz B/75			**13221**
Storz A/110	182 x 182 x 278	2,96	**13222**
Storz DN100			**13223**
Storz DN125		3,10	**08959**
Storz DN150		3,68	**08960**
2" BSP male		0,19	**13224**
2.5" BSP male		0,37	**13225**
4" BSP male	161 x 161 x 237	1,68	**01877**
1.5" NST-NH female	77 x 77 x 122	0,25	**08956**
1.5" NPSH female		0,25	**13087**
2.5" NST-NH female			**08957**
4" NST-NH female	168 x 168 x 299	2,95	**08958**
4" BSRT female	199 x 199 x 306	3,22	**13230**

Strainers without non return valve with polyethylene barrel

In compliance with norm NF S 61-842



Description	Dimensions (mm)	Weight (kg)	Ref.
SG DN40		0,15	**06901**
SG DN50			**06902**
SG DN65	108 x 108 x 186	0,60	**01777**
SG DN80	125 x 125 x 214	0,90	**06903**
AR DN100	161 x 161 x 236	1,05	**01767**
Storz B/75	126 x 126 x 188	0,82	**08305**
Storz A/110	182 x 182 x 259	2,26	**08306**
2.5" BSP male	108 x 108 x 150	0,38	**08304**
4" BSP male	161 x 161 x 218	0,99	**01847**
1.5" NST-NH female			**08961**
1.5" NPSH female			**13226**
2.5" NST-NH female			**08962**
4" NST-NH female	168 x 168 x 180	2,26	**08963**

Strainers without non return valve



Description	Mesh material	Dimensions (mm)	Weight (kg)	Ref.
SG DN40	Stainless steel	200 x 200 x 101	1,38	**06920**
SG DN40, with lock	Stainless steel	200 x 200 x 117	1,44	**06920.AV**
SG DN50	Stainless steel	200 x 200 x 96	1,43	**06921**
SG DN65	Stainless steel	200 x 200 x 97	1,43	**06922**
SG DN65, with lock	Stainless steel	200 x 200 x 147	1,88	**06922.AV**
SG DN80	Stainless steel			**06923**
AR DN100	Stainless steel	238 x 238 x 151	2,88	**06924**
AR DN100, with lock	Stainless steel	238 x 238 x 174	3,16	**06924.AV**
2" BSP male	Stainless steel	200 x 200 x 61	1,24	**07504**
2.5" BSP male	Stainless steel	200 x 200 x 61	1,21	**07505**
1.5" BSP female	Stainless steel	200 x 200 x 61	1,25	**07503**
4" BSP female	Stainless steel	238 x 238 x 131	2,16	**07506**

Strainers with non return valve and drain system



In compliance with norm DIN 14 362



TÜV certificate
Number PVR 1/03

Description	Mesh material	Dimensions (mm)	Weight (kg)	Ref.
Storz C/52	Stainless steel	148 x 148 x 181	1,71	**07982**
Storz B/75	Stainless steel	198 x 198 x 215	3,08	**07983**
Storz A/110 (TÜV PVR 1/03)	Zinc steel	232 x 232 x 249	6,20	**07984**
Storz A/110	Polypropylene	232 x 232 x 251	5,89	**07984.POLY**

POK France - ZI Les Guignons - 10400 Nogent-sur-Seine - FRANCE
Tel: +33 (0)3 25 39 84 78 - Fax: +33 (0)3 25 39 84 90 - Email: export@pok.fr - Web: www.pok.fr

Strainers with non return valve and drain system



Description	Mesh material	Dimensions (mm)	Weight (kg)	Ref.
SG DN40	Stainless steel	148 x 148 x 218	1,75	**06931**
SG DN50	Stainless steel	148 x 148 x 182	1,61	**06932**
SG DN65	Stainless steel	198 x 198 x 214	2,86	**06933**
SG DN80	Stainless steel	198 x 198 x 242	3,16	**06934**
AR DN100	Polypropylene	232 x 232 x 270	5,47	**06935**
AR DN100, with lock	Polypropylene	232 x 232 x 292	5,74	**06935.AV**
SG DN150	Stainless steel			**06936**
2" BSP male	Stainless steel	148 x 148 x 153	1,42	**07377**
2.5" BSP male	Stainless steel	200 x 200 x 178	2,64	**07464**
4" BSP female	Zinc steel	232 x 232 x 208	5,03	**07459**
4" BSP female	Polypropylene	232 x 232 x 210	4,75	**07459.POLY**
4.5" BSP male	Zinc steel	232 x 232 x 208	5,09	**07465**
4.5" BSP male	Polypropylene	232 x 232 x 210	4,78	**07465.POLY**
1.5" NST-NH female	Stainless steel			**08901**
2.5" NST-NH female	Stainless steel			**08902**
4" NST-NH female	Zinc steel			**08903**

Strainers with handle, non return valve and drain system



Description	Mesh material	Dimensions (mm)	Weight (kg)	Ref.
4.5" BSP male	Zinc steel			**32127**
Storz A/110	Zinc steel			**32129**
Storz DN100	Zinc steel			**29479.Storz100**
Storz DN125	Zinc steel	290 x 320 x 304	11,87	**31481**
Storz DN150	Zinc steel	348 x 360 x 346	12,67	**31538**

Strainers, made of stainless steel



Description	Dimensions (mm)	Weight (kg)	Ref.
With SG DN40	70 x 54 x 164	0,56	**01600**
With SG DN50			**01601**
With SG DN65	104 x 82 x 268	1,35	**01602**
With SG DN65			**09524**



Hamper



Description	Weight (kg)	Ref.
Hamper (protective basket for strainers, made with steel mesh)		**02064**

Floats for strainers



Description	Weight (kg)	Ref.
Polyethylene floats for strainers		**03280**



POK France - ZI Les Guignons - 10400 Nogent-sur-Seine - FRANCE
Tel: +33 (0)3 25 39 84 78 - Fax: +33 (0)3 25 39 84 90 - Email: export@pok.fr - Web: www.pok.fr

Stainless steel filters



Description	Weight (kg)	Ref.
Filter DN25 (1")	0,03	**01449**
Filter DN38 (1.5")	0,05	**40902**
Filter DN40 (1.5")	0,05	**10794**
Filter DN50 (2")	0,05	**11834**
Filter DN65 (2.5")	0,08	**10795**
Filter DN65, thread ISO M70 x 150 male	0,06	**01414**
Filter DN100, thread ISO M102 x 200 male	0,18	**13645**

Simplified filters



Description	Weight (kg)	Ref.
SG DN65, with lock - SG DN65, without lock	0,71	**01854**
AR DN100, with lock - AR DN100, without lock	1,80	**02206**
AR DN100, with lock - AR DN100, with lock	2,34	**02206.AV**



Hydraulic turbo-motor 4 kW



The shafts of the high speed hydraulic motors are manufactured from titanium and are individually calibrated.

Patented system
Gustaf de Laval patent
nº 3356, dated July 02 1889, Ref. 197877

Patented system
Rateau patent
nº 3632, dated July 27 1894, Ref. 238243

Maximum working pressure: PN16
Material: aluminium alloy
Surface treatment: hard anodised
Shaft diameter: 19 mm
Shaft length: 43 mm
Flow rate: 250 l/min
Max. rotation speed: 15000 r/min
Fixation: 4 holes ISO M5 x 100

Inlet	Outlet	Dimensions (mm)	Weight (kg)	Ref.
1.25" BSP male	1.25" BSP male	120 x 221 x 252	5,56	**10614**

On your order, please specify the rotation, clockwise or anti-clockwise (the direction of rotation is determined by facing the shaft)

Hydraulic turbo-motor 9 kW



The shafts of the high speed hydraulic motors are manufactured from titanium and are individually calibrated.

Patented system
Gustaf de Laval patent
nº 3356, dated July 02 1889, Ref. 197877

Patented system
Rateau patent
nº 3632, dated July 27 1894, Ref. 238243

Maximum working pressure: PN16
Material: aluminium alloy
Surface treatment: hard anodised
Shaft diameter: 28 mm
Shaft length: 60 mm
Flow rate: 500 l/min
Max. rotation speed: 9000 r/min
Fixation: 4 holes ISO M8 x 130

Inlet	Outlet	Dimensions (mm)	Weight (kg)	Ref.
1.5" BSP male	1.5" BSP male	165 x 289 x 301	10,19	**10615**

On your order, please specify the rotation, clockwise or anti-clockwise (the direction of rotation is determined by facing the shaft)



POK France - ZI Les Guignons - 10400 Nogent-sur-Seine - FRANCE
Tel: +33 (0)3 25 39 84 78 - Fax: +33 (0)3 25 39 84 90 - Email: export@pok.fr - Web: www.pok.fr

Turbo-pump 108 m³/h



The turbo-pump is used to transfer water from one location to another. By supplying pressurized water at the inlet, the turbine rotates and drives the wheel simultaneously.
The water is sucked by the wheel and discharged. The intent is to separate the suctioned polluted liquid from the water used to drive the pump.

Inlet turbine	Outlet turbine	Outlet evacuation	Dimensions (mm)	Weight (kg)	Ref.
2" BSP male	1.5" BSP male	2" BSP male	303 x 302 x 240	10,2	**00691**
2.5" BSP male	2.5" BSP male	2.5" BSP male	303 x 312 x 252	10,8	**09442**
DSP DN65	DSP DN65	DSP DN65	315 x 318 x 290	11,6	**00651**
DSP DN65, with lock	DSP DN65, with lock	DSP DN65, with lock	315 x 318 x 305	11,8	**00651.AV**
Storz B/75	Storz B/75	Storz B/75	324 x 335 x 268	13,8	**09102**



Hydro-ejectors to empty basements



Made of aluminium alloy that undergoes a thermic treatment.
The hydro ejectors are designed to evacuate or supply water via the ventury effect.The portion of the pressurized water in the converging and diverging pipes creates a vacuum that causes the suction of the liquid to be discharged. A non-return valve, mounted at the base of the apparatus prevents priming. A filter screen of 6 mm prevents the suction of impurities or pebbles.
A flush with a ring allows the drain at a distance of the column after use.
Several holes allow the attachment of the device with a rope to ensure safety. The amount of water that is available to evacuate in a given period of time depends on:
- motive water pressure at the inlet of the device
- the geometric height of discharge (difference of the level between the water to be evacuated and the outlet of the discharge pipe).

Description	Inlet	Outlet	Dimensions (mm)	Weight (kg)	Ref.
Hydro-ejectors without non-return valve	DSP DN40	DSP DN65, with lock	200 x 200 x 492	3,88	**03032**
Hydro-ejectors with non-return valve and flush	DSP DN40	DSP DN65, with lock	245 x 200 x 566	5,82	**03286**

Hydro-ejectors for large flow rates



Inlet	Outlet	Dimensions (mm)	Weight (kg)	Ref.
DSP DN40	AR DN100		7,62	**16038**
DSP DN65	AR DN100			**16039**
Storz C/52	Storz A/110		8,3	**16040**
Storz B/75	Storz A/110			**16041**
1.5" NST-NH female	4" NST-NH male		8,37	**16042**
2.5" NST-NH female	4" NST-NH male			**16043**
Storz DN65	Storz DN100			**16044**

Mobile eductor



The mobile educator is used to empty cargo holds of a ship. It is made of aluminum alloy (that undergoes thermic treatment), highly resistant, and the functional parts are made of stainless steel.

Technical specifications: the mobile eductor operates according to the venturi principle. The passage of water under pressure in the ducts converging and diverging creates a vacuum which causes the suction of the liquid to evacuate.
A ring is available for attaching a carabiner.
The suction capacity, or the suction flow, depends on:
- the water pressure to drive the input of the device,
- the geometric height suction (the level difference between the watertable (to absorb) and the mobile eductor).

Description	Inlet	Outlet	Aspiration	Dimensions (mm)	Weight (kg)	Ref.
Mobile Eductor of 3 tons / hour	SG DN25	SG DN40	SG DN40	349 x 70 x 133	1,49	**07649**
Mobile Eductor of 5 tons / hour	SG DN25	SG DN40	SG DN40	349 x 70 x 133	1,49	**07647**
Mobile Eductor of 15 tons / hour	SG DN40	SG DN65	SG DN65	622 x 122 x 238	4,27	**07855**

POK France - ZI Les Guignons - 10400 Nogent-sur-Seine - FRANCE
Tel: +33 (0)3 25 39 84 78 - Fax: +33 (0)3 25 39 84 90 - Email: export@pok.fr - Web: www.pok.fr

Mistral 300



Operates under positive pressure and smoke extraction. This fan is equipped at the inlet and outlet with couplings "ZAG" DN300, manufactured following the norm NF S 61-707. The air flow of positive pressure is 4700 m³/h with a motive water pressure of 16 bar and a flow rate of 250 lpm. The inlet and outlet water connections are equipped with symmetric DN40 couplings. A stainless steel filter protects the turbine. Power: 4 kW

Description	Inlet	Outlet	Dimensions (mm)	Weight (kg)	Ref.
Mistral 300 fan	1.5" NST-NH female	1.5" NST-NH mâle	422 x 338 x 408	17,70	**11521**
Mistral 300 fan	1.5" BSP male	1.5" BSP male			**11521.FM**
Mistral 300 fan	DSP DN40	DSP DN40			**11521.DSP40**

Water mist Head



Description	Dimensions (mm)	Weight (kg)	Ref.
Water mist Head, inlet with Storz D/25	Ø55 x 110	0,24	**13204**

Multiplicator flow for Mistral fan DN300



Description	Dimensions (mm)	Weight (kg)	Ref.
Multiplicator flow with Zag coupling		7,85	**13205**

Thermic turbo-fans



Description	Performance m³/h	Dimensions (mm)	Weight (kg)	Ref.
Type DS-3P4, engine Honda 5,5 PS	25155		29,9	**23121**
Type DSTS-3P4, engine Honda 5,0 PS new	25012		32,2	**23122**
Type DST-9P4, engine Honda 9 PS	29575		50,35	**23124**

Electrical turbo-fan



Description	Performance m³/h	Dimensions (mm)	Weight (kg)	Ref.
Type E18SP, engine 1.5 kW	20280		38,5	**23125**
Type E18P4, engine 3.7 kW	37180		39,9	**23127**



POK France - ZI Les Guignons - 10400 Nogent-sur-Seine - FRANCE
Tel: +33 (0)3 25 39 84 78 - Fax: +33 (0)3 25 39 84 90 - Email: export@pok.fr - Web: www.pok.fr

Suction delivery ducts with ventilation couplings



Construction: Reinforced polyurethane with steel wire. Couplings in primary aluminum alloy heat treated, identical at the inlet and at the outlet.

Description	Weight (kg)	Ref.
Suction duct length DN170, 3 m		**01490**
Suction duct length DN170, 5 m		**01491**
Suction duct length DN300, 3 m		**01492**
Suction duct length DN300, 5 m		**01493**
Suction duct length DN300, 10 m		**09800**
Suction duct length DN500, 5 m		**01494**
Suction duct length DN500, 10 m		**09768**

Delivery ducts with ventilation couplings



Construction: polyethylene bumper. Couplings in primary aluminum alloy heat treated.

Description	Weight (kg)	Ref.
Delivery duct with ventilation couplings DN300, 10 m		**09801**
Delivery duct with ventilation couplings DN300, 30 m		**09802**
Delivery duct with ventilation couplings DN500, 10 m		**09803**
Delivery duct with ventilation couplings DN500, 30 m		**09804**














Hose reels, foam stations

Hose reels conform to norm EN 671-1 302
European diffusers.....306
Hose reels - Accessories 307
Hose reels - Swinging rotating in stainless steel.....308
Hose reels - Foam adaptation kit 310
Hose reels - With foam extension 311
Accessories.....312
Supports for hose folding.....314
Attack basket.....315
Hose reels - Rewinders and compact ones.....316
Couplings - For dry or water standpipes.....317
Hose reels conform to norm NF S 61-522 319
Hose guides for hose reels 323
Hose reels - Fixed in stainless steel.....325
Hose guides for hose reels in stainless steel 326
Hose reels - Mobile 327
Foam hose reels for vessels 330
Hydrants 335

English catalogue - Rev F - 01/2017 - Illustrations are only informative

Rotating - Fixed - Without hose





Hose reel supplied with orientor hose guide

Maximum working pressure:
DN33: 7 bar
DN25: 12 bar
DN19: 12 bar

Material: steel and copper alloy
Surface treatment: polyester coated
Shutoff: with ball valve

Options: mounting support, cover

Our rotating fixed hose reels for wall installation are made for narrow places: corridor, niche, cabinets…
There are 3 diameters possible: DN19, DN25, and DN33 which provide flow rates adapted to the places to protect. Our hose reels have a capacity of 30 meter long of semi-rigid hoses (hose not included). They are equipped with a 1/4 turn shutoff, allowing a fast opening and closing.
Inlet is male thread 3/4", female thread 1" or female thread 1.5'', depending on the model.
Made of steel and copper alloy, with red painting.

Hose capacity	Inlet	Dimensions (mm)	Weight (kg)	Ref.
DN33 - 30 m	1.5" BSP female	635 x 368 x 728	17,5	**11335**
DN25 - 30 m	1" BSP female	635 x 231 x 713	16	**11323**
DN19 - 30 m	3/4'' BSP male	635 x 207 x 697	8,5	**11322**

Rotating - Fixed - With hose and diffuser

Conform to norm EN 671-1





Hose reel supplied with orientor hose guide



Three positions European diffuser: closed, wide spray angle, straight jet, with anti-shock bumper

PAR AFNOR CERTIFICATION NF ROBINETS D'INCENDIE ARMÉS (RIA) www.marque-nf.com

CE 0333



Maximum working pressure:
DN33: 7 bar
DN25: 12 bar
DN19: 12 bar

Material: steel and copper alloy
Surface treatment: polyester coated
Shutoff: with ball valve

Options: mounting support, cover

Our rotating fixed hose reels for wall installation are mainly made for narrow places: corridor, niche, cabinets…
There are 3 diameters possible: DN19, DN25, and DN33 which provide flow rates adapted to the places to protect. Our hose reels have a capacity of 20 or 30 meter long of semi-rigid hoses. They are equipped with a 1/4 turn shutoff, allowing a fast opening and closing.
Inlet is male thread 3/4", female thread 1" or female thread 1.5'', depending on the model. Outlet by three positions European diffuser: closed, wide spray angle, straight jet, with anti-shock bumper.
Made of steel and copper alloy, with red painting. In compliance with European norm EN 671-1.

Hose capacity	Inlet	Norm	Dimensions (mm)	Weight (kg)	Ref.
DN33 - 30 m	1.5" BSP female	CE 0333	635 x 368 x 728	39	**08341**
DN33 - 20 m	1.5" BSP female	CE 0333	635 x 368 x 728	32	**12523**
DN25 - 30 m	1" BSP female	CE 0333 / NF EN 671-1	635 x 231 x 713	29	**08340**
DN25 - 20 m	1" BSP female	CE 0333 / NF EN 671-1	635 x 231 x 713	25	**12521**
DN19 - 30 m	3/4" BSP male		635 x 207 x 697	17,5	**08339**
DN19 - 20 m	3/4" BSP male		635 x 207 x 697	14,5	**12507**

POK France - ZI Les Guignons - 10400 Nogent-sur-Seine - FRANCE
Tel: +33 (0)3 25 39 84 78 - Fax: +33 (0)3 25 39 84 90 - Email: export@pok.fr - Web: www.pok.fr

Rotating - Swinging - Without hose - DN19 and DN25



Maximum working pressure:
DN25: 12 bar
DN19: 12 bar

Material: steel and copper alloy
Surface treatment: polyester coated
Shutoff: with ball valve

Options: mounting support, cabinet, cover

Our rotating swinging hose reels DN19 and DN25 for wall installation have the advantage to rotate easily 180°.
Our hose reels have a capacity of 30 meter long of semi-rigid hoses (hose not included).
They are equipped with a 1/4 turn shutoff, allowing a fast opening and closing.
Inlet is male thread 3/4", or 1", depending on the model.
Made of steel and copper alloy, with red painting.



Hose capacity	Inlet	Norm	Dimensions (mm)	Weight (kg)	Ref.
DN25 - 30 m	1" BSP male		699 x 219 x 769	19	**12630**
DN19 - 30 m	3/4" BSP male			17	**28519**

Rotating - Swinging - Without hose - DN33



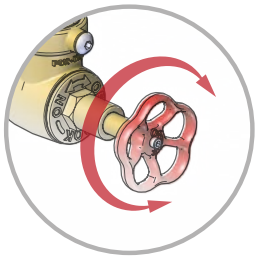

Orientable handwheel shutoff, allowing progressive opening

Maximum working pressure:
DN33: 7 bar

Material: steel and copper alloy
Surface treatment: polyester coated
Shutoff: with handwheel shutoff

Options: mounting support, cabinet, cover

Our rotating swinging hose reels DN33 for wall installation have the advantage to rotate easily 180°.
Our hose reels have a capacity of 30 meter long of semi-rigid hoses (hose not included).
They are equipped with handweel shutoff, allowing progressive opening.
Inlet is male thread 1.5".
Made of steel and copper alloy, with red painting.



Hose capacity	Inlet	Norm	Dimensions (mm)	Weight (kg)	Ref.
DN33 - 30 m	1.5" BSP male		690 x 350 x 788	33	**11720**

Rotating - Swinging - With hose and diffuser - DN19 and DN25



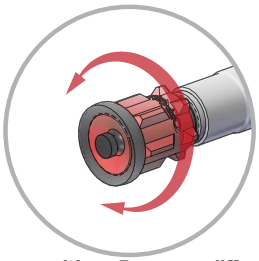

Three positions European diffuser: closed, wide spray angle, straight jet, with anti-shock bumper



Our rotating swinging hose reels DN19 and DN25 for wall installation have the advantage to rotate easily 180°.
Our hose reels have a capacity of 20 or 30 meter long of semi-rigid hoses. They are equipped with a 1/4 turn shutoff, allowing a fast opening and closing.
Inlet is male thread 3/4" or 1", depending on the model. Outlet by three positions European diffuser: closed, wide spray angle, straight jet, with anti-shock bumper.
Made of steel and copper alloy, with red painting. In compliance with European norm EN 671-1.

Hose capacity	Inlet	Norm	Dimensions (mm)	Weight (kg)	Ref.
DN25 - 30 m	1" BSP male	CE 0333 / NF EN 671-1	699 x 219 x 769	32	**08344**
DN25 - 20 m	1" BSP male	CE 0333 / NF EN 671-1	699 x 219 x 769	27	**12578**
DN19 - 30 m	3/4" BSP male	CE 0333 / NF EN 671-1		26	**25199**
DN19 - 20 m	3/4" BSP male	CE 0333 / NF EN 671-1		22	**25203**

Maximum working pressure:
DN25: 12 bar
DN19: 12 bar

Material: steel and copper alloy
Surface treatment: polyester coated
Shutoff: with ball valve

Options: mounting support, cabinet, cover



Rotating - Swinging - With hose and diffuser - DN33





Three positions European diffuser: closed, wide spray angle, straight jet, with anti-shock bumper



Our rotating swinging hose reels DN33 for wall installation have the advantage to rotate easily 180°.
Our hose reels have a capacity of 20 or 30 meter long of semi-rigid hoses. They are equipped with handweel shutoff, allowing progressive opening.
Inlet is male thread 1.5", depending on the model. Outlet by three positions European diffuser: closed, wide spray angle, straight jet, with anti-shock bumper.
Made of steel and copper alloy, with red painting. In compliance with Europeannorm EN 671-1.

Hose capacity	Inlet	Norm	Dimensions (mm)	Weight (kg)	Ref.
DN33 - 30 m	1.5" BSP male	CE 0333	690 x 350 x 788	43	**08343**
DN33 - 20 m	1.5" BSP male	CE 0333	690 x 350 x 788	37	**12556**

Maximum working pressure:
DN33: 7 bar

Material: steel and copper alloy
Surface treatment: polyester coated
Shutoff: with handwheel shutoff

Options: mounting support, cabinet, cover



POK France - ZI Les Guignons - 10400 Nogent-sur-Seine - FRANCE
Tel: +33 (0)3 25 39 84 78 - Fax: +33 (0)3 25 39 84 90 - Email: export@pok.fr - Web: www.pok.fr

Electrical fire type hose reel



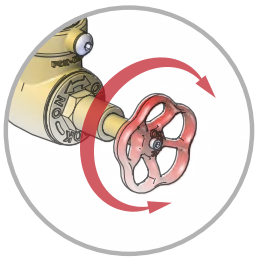

Handwheel shutoff, allowing progressive opening

Maximum working pressure:
DN33: 7 bar

Material: steel and copper alloy
Surface treatment: polyester coated
Shutoff: with handwheel shutoff

Options: mounting support, cabinet, cover

The electrical fire type hose reel is made of steel and copper alloy, with red painting.
It is composed of:
- a handwheel shutoff male thread 1.5" BSP
- a rotating swinging hose reel
- a semi-rigid hose DN33 30 meters or 40 meters, equipped with SG couplings
- a branchpipe DN40 in bronze
- a DMA DHT nozzle, in bronze
- a spanner wrench to demount the branchpipe



Hose capacity	Inlet	Dimensions (mm)	Weight (kg)	Ref.
DN33 - 40 m	1.5" BSP male			**28523**
DN33 - 30 m	1.5" BSP male			**28522**

Electrical fire anti-seismic type hose reel



Chinese approval



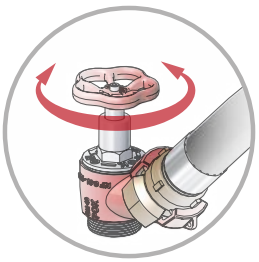

Handwheel shutoff, allowing progressive opening and anti-seismic hose lenght

Maximum working pressure:
DN33: 7 bar

Material: steel and copper alloy
Surface treatment: polyester coated
Shutoff: with handwheel shutoff
Anti-seismic hose lenght: yes

Options: mounting support, cabinet, cover

The electrical fire anti-seismic type hose reel is made of steel and copper alloy, with red painting.
It is composed of:
- a handwheel shutoff DN40 1.5" BSP
- a semi-rigid anti-seismic hose DN40 length 1 meter
- a rotating swinging hose reel
- a semi-rigid hose DN33 30 meters or 40 meters, equipped with SG couplings
- a branchpipe DN40 in bronze
- a DMA DHT nozzle, in bronze
- a spanner wrench to demount the branchpipe



Hose capacity	Inlet	Dimensions (mm)	Weight (kg)	Ref.
DN33 - 40 m	1.5" BSP male			**24867**
DN33 - 30 m	1.5" BSP male			**24855**

European diffusers DN19 and DN25



Conform to norm EN 671-1

Maximum working pressure: PN16
Shutoff: by rotation of the head ring
Material: aluminium alloy + POM
Surface treatment: hard anodisation
Body type: moulded

Our European diffusers DN19 & DN25 can be used on semi rigid hose reels.
They are made of anodised aluminium and equipped with a red POM bumper ring with bumper head made of nitrile.
They are very light and easy to handle with easy control. The bumpers are shock resistant.
Inlet can be female thread ISO M24 x 200 or multi serrated hose shank.



Inlet	Waterway Ø (mm)	Dimensions (mm)	Weight (kg)	Ref.
ISO M24 x 200 female	19/6	53 x 53 x 64	0,11	**25269**
Multi-serrated hs Ø21	19/6	53 x 53 x 102,5	0,14	**25842**
ISO M24 x 200 female	25/8	53 x 53 x 64	0,11	**22959**
Multi-serrated hs Ø25	25/8	53 x 53 x 102,5	0,15	**25843**

European diffusers DN33



Conform to norm EN 671-1

Maximum working pressure: PN16
Shutoff: by rotation of the head ring
Material: POM
Body type: moulded

Our European diffusers DN33/12 can be used on semi rigid hose reels DN33.
They are made of anodised aluminium and equipped with a red POM bumper ring with bumper head made of polyurethane.
They are very light and easy to handle with easy control. The bumpers are shock resistant.
Inlet can be female thread ISO M36x200 or Ø33.5mm multi serrated hose shank .



Inlet	Waterway Ø (mm)	Dimensions (mm)	Weight (kg)	Ref.
ISO M36 x 200 female	33/12	64 x 64 x 118	0,26	**23146**
Multi-serrated hs Ø33,5	33/12	64 x 64 x 163,5	0,34	**25844**

European diffusers DN33



Maximum working pressure: PN16
Shutoff: by rotation of the head ring
Material: POM
Body type: moulded

Our European diffusers DN33/12 allow a flow rate of 100 lpm at 3 bar.
They are made of anodised aluminium and equipped with a red POM bumper ring with bumper head made of polyurethane.
They are very light and easy to handle with easy control. The bumpers are shock resistant.
Inlet is male thread 2" BSP.



Inlet	Waterway Ø (mm)	Dimensions (mm)	Weight (kg)	Ref.
2'' BSP male	33/12	65 x 65 x 208,5	0,36	**27105**

POK France - ZI Les Guignons - 10400 Nogent-sur-Seine - FRANCE
Tel: +33 (0)3 25 39 84 78 - Fax: +33 (0)3 25 39 84 90 - Email: export@pok.fr - Web: www.pok.fr

Maintenance kit for hose reels

Maintenance kit for all flat gaskets and o'rings necessary to maintain our swinging and fixed hose reels DN19, DN25 & DN33.

Description	Ref.
Maintenance kit for swinging hose reels DN19	**29471**
Maintenance kit for swinging hose reels DN25 and DN33	**09407**
Maintenance kit for fixed hose reels DN19	**29472**
Maintenance kit for fixed hose reels DN25	**29473**
Maintenance kit for fixed hose reels DN33	**29474**

Mounting support for hose reels



Mounting support for all POK hose reels from DN19 to DN33. Construction made of steel with red painting.
A hollowing allows water supply.
Drilling allows the fixing of the hose reel. There is a plate to fix to the floor.

Material: steel
Surface treatment: polyester coated

Description	Dimensions (mm)	Weight (kg)	Ref.
Mounting support for hose reels	300 x 300 x 1136	30	**29956**

Cover for hose reels



Our cover is compatible with fixed and rotating hose reels. This cover protects from dust. It is available in 2 different sizes, depending on the hose reel size.

Material: polyester, PVC coated

Description	Ref.
Cover for hose reel DN25	**17643**
Cover for hose reel DN33	**17644**

Control kit for hose reels



The kit contains:
- A spanner wrench for couplings 20 to 65
- Inspection fitting for hose reels DN25 with manometer 0-16 bar
- Inspection fitting for hose reels DN33 with manometer 0-16 bar
- A user manual

The whole is presented in a briefcase with double walls with foam protection.

Description	Dimensions (mm)	Weight (kg)	Ref.
Control kit for hose reels			**09340**

Hose reel in stainless steel - Without hose - DN25

French Navy Protects the French nuclears submarines



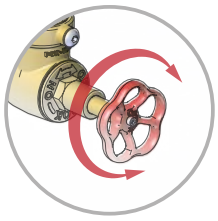

Orientable handwheel shutoff, allowing progressive opening

Maximum working pressure: PN16
Material: stainless steel
Shutoff: with handwheel shutoff

Our rotating swinging hose reels DN25 for wall installation have the advantage to rotate easily 180°.
Our hose reels have a capacity of 30 meter long of semi-rigid hoses (delivered without hose).
They are equipped with brass handweel shutoff, allowing progressive opening.
These stainless steel hose reels equip French nuclear submarines.



Hose capacity	Inlet	Dimensions (mm)	Weight (kg)	Ref.
DN25 - 30 m	1" BSP male	498 x 337 x 705	16,34	**21922**

Hose reel in stainless steel - With hose and diffuser - DN25



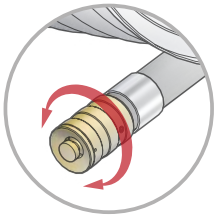

Diffuser in brass, three positions: closed, wide spray angle and straight jet

Maximum working pressure: PN16
Material: stainless steel

Our rotating swinging hose reels DN25 for wall installation have the advantage to rotate easily 180°. They have a capacity of 30 meter long of semi-rigid hoses and have a swivel inlet male thread 1" BSP.
Outlet by three positions European diffuser: closed, wide spray angle, straight jet, without anti-shock bumper.



Hose capacity	Inlet	Dimensions (mm)	Weight (kg)	Ref.
DN25 - 30 m	1" BSP male	620 x 401 x 725	30,18	**18437**

Hose reel in stainless steel - With hose and diffuser - DN33



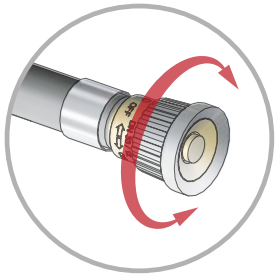

Diffuser in brass, three positions: closed, wide spray angle and straight jet, with anti-shock bumper

Maximum working pressure: PN16
Material: stainless steel

Our rotating swinging hose reels DN33 for wall installation have the advantage to rotate easily 180°.
They have a capacity of 30 meter long of semi-rigid hoses and have a swivel inlet male thread 1.5".
Outlet by three positions European diffuser: closed, wide spray angle and straight jet.



Hose capacity	Inlet	Dimensions (mm)	Weight (kg)	Ref.
DN33 - 30 m	1.5" BSP male	685 x 401 x 822	44,30	**18418**

POK France - ZI Les Guignons - 10400 Nogent-sur-Seine - FRANCE
Tel: +33 (0)3 25 39 84 78 - Fax: +33 (0)3 25 39 84 90 - Email: export@pok.fr - Web: www.pok.fr

Hose reel in stainless steel on support - With hose and diffuser - DN25



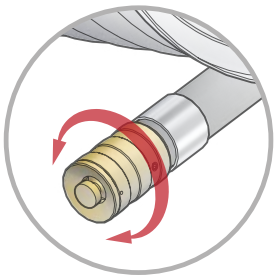

Diffuser in brass, three positions: closed, wide spray angle and straight jet

Maximum working pressure: PN16
Material: stainless steel



Our rotating swinging hose reels DN25 on support are made of stainless steel.
They have a capacity of 30 meter long of semi-rigid hoses and have a swivel inlet male thread 1" BSP.
Outlet by three positions European diffuser: closed, wide spray angle and straight jet.

Hose capacity	Inlet	Dimensions (mm)	Weight (kg)	Ref.
DN25 - 30 m	1" BSP male	810 x 500 x 2030	65,78	**18804**

Hose reel in stainless steel on support - With hose and diffuser - DN33



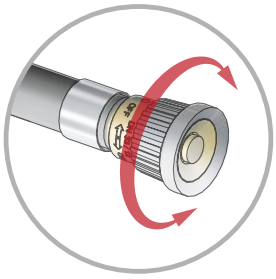

Diffuser in brass, three positions: closed, wide spray angle and straight jet, with anti-shock bumper

Maximum working pressure: PN16
Material: stainless steel



Our rotating swinging hose reels DN33 on support are made of stainless steel.
They have a capacity of 30 meter long of semi-rigid hoses and have a swivel inlet male thread 1.5" BSP.
Outlet by three positions European diffuser: closed, wide spray angle and straight jet.

Hose capacity	Inlet	Dimensions (mm)	Weight (kg)	Ref.
DN33 - 30 m	1.5" BSP male	875 x 500 x 2110	79,48	**18554**

Foam adaptation kit - Low expansion



Maximum working pressure: PN16

Nozzle:
Material: aluminium alloy
Surface treatment: polyester coated
Shutoff: with ball valve
Opening: by operating handle
Foam expansion: approx. x10

Eductor:
Material: aluminium alloy
Surface treatment: polyester coated
Suction percentages: 1, 2, 3, 4, 5 and 6%
Non-return valve: yes
Delivered with pick-up tube: yes



Our adaptation kit allows to adapt hose reels, to low expansion foam hose reels.
It contains one eductor, a ball valve, and a low expansion foam nozzle (hose reel not included).

Nozzle's inlet	Eductor's inlet	Eductor's outlet	Eductor's flow rate (lpm)	Eductor's working pressure (bar)	Weight (kg)	Ref.
ISO M36 x 200 female	1.5" BSP female	1.5" BSP male	160	10	5,12	**16597**

Foam adaptation kit - Medium expansion



Maximum working pressure: PN16

Nozzle:
Material: aluminium alloy and stainless steel
Surface treatment: polyester coated
Shutoff: with ball valve
Opening: by lever
Foam expansion: approx. x70
Carrying handle: yes
Pressure gauge: yes

Eductor:
Material: aluminium alloy
Surface treatment: polyester coated
Suction percentages: 1, 2, 3, 4, 5 and 6%
Non-return valve: yes
Delivered with pick-up tube: yes



Our adaptation kit allows to adapt hose reels, to medium expansion foam hose reels.
It contains one eductor, one ball valve, and a low expansion foam nozzle (hose reel not included).

Nozzle's inlet	Eductor's inlet	Eductor's outlet	Eductor's flow rate (lpm)	Eductor's working pressure (bar)	Weight (kg)	Ref.
ISO M36 x 200 female	1.5" BSP female	1.5" BSP male	160	10	5,97	**29523**

POK France - ZI Les Guignons - 10400 Nogent-sur-Seine - FRANCE
Tel: +33 (0)3 25 39 84 78 - Fax: +33 (0)3 25 39 84 90 - Email: export@pok.fr - Web: www.pok.fr

Foam hose reel - Low expansion



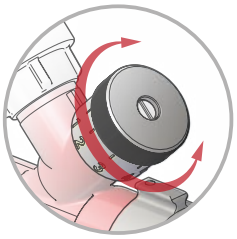

Adjustment of the suction percentage by metering device: 1, 2, 3, 4, 5 and 6%



Orientable handwheel shutoff, allowing progressive opening

Maximum working pressure: PN16

Hose reel:
Material: steel and aluminium alloy
Surface treatment: polyester coated
Shutoff: with handwheel shutoff

Nozzle:
Material: aluminium alloy
Surface treatment: polyester coated
Shutoff: with ball valve
Opening: by operating handle
Foam expansion: approx. x10

Eductor:
Material: aluminium alloy
Surface treatment: polyester coated
Suction percentages: 1, 2, 3, 4, 5 and 6%
Non-return valve: yes
Delivered with pick-up tube: yes

Our low expansion foam hose reels DN33 are made of steel and aluminium, with red painting.
They have a capacity of 20 or 30 meter long of semi-rigid hoses.
They are equipped with handweel shutoff, allowing progressive opening.
Inlet is male thread 1.5". Outlet by low expansion foam nozzle.
The eductor allows an aspiration from 0% to 6% by metering device.



Hose capacity	Eductor's inlet	Eductor's flow rate (lpm)	Eductor's working pressure (bar)	Weight (kg)	Ref.
DN33 - 20 m	1.5" BSP male	160	10	37	**09207**
DN33 - 30 m	1.5" BSP male	160	10	44	**09208**

Foam hose reel - Medium expansion



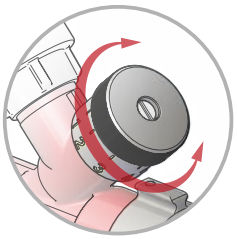

Adjustment of the suction percentage by metering device: 1, 2, 3, 4, 5 and 6%

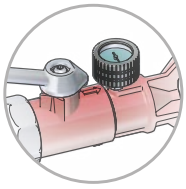

Foam nozzle with pressure gauge

Maximum working pressure: PN16

Hose reel:
Material: steel and aluminium alloy
Surface treatment: polyester coated
Shutoff: with handwheel shutoff

Nozzle:
Material: aluminium alloy and stainless steel
Surface treatment: polyester coated
Shutoff: with ball valve
Opening: by lever
Foam expansion: approx. x70
Carrying handle: yes
Pressure gauge: yes

Eductor:
Material: aluminium alloy
Surface treatment: polyester coated
Suction percentages: 1, 2, 3, 4, 5 and 6%
Non-return valve: yes
Delivered with pick-up tube: yes

Our medium expansion foam hose reels DN33 are made of steel and aluminium, with red painting.
They have a capacity of 20 or 30 meter long of semi-rigid hoses.
They are equipped with handweel shutoff, allowing a progressive opening.
Inlet is male thread 1.5". Outlet by medium expansion foam.
They come with an eductor with an aspiration from 0% to 6% by metering device.



Hose capacity	Eductor's inlet	Eductor's flow rate (lpm)	Eductor's working pressure (bar)	Weight (kg)	Ref.
DN33 - 20 m	1.5" BSP male	160	10	38	**29524**
DN33 - 30 m	1.5" BSP male	160	10	45	**29525**

Fire buckets



15L or 20L capacity fire bucket made of plastified steel.
Equipped with a transport handle. Its rounded bottom (for the 20L only) with handle prevents to be set down on the floor, so it cannot be used for other applications than firefighting.

Material: steel
Surface treatment: polyester coated

Description	Dimensions (mm)	Weight (kg)	Ref.
Fire bucket with round bottom (20L)	270 x 340 x 360	0,97	**03293**
Fire bucket with flat bottom (15L)			**16894**

Fire bucket bracket



Fire bucket bracket made of zinc steel.

Material: steel
Surface treatment: polyester coated

Description	Dimensions (mm)	Weight (kg)	Ref.
Fire bucket bracket	46 x 140 x 75	0,12	**03294**

Horn fire axe



Horn fire axe with cutting edge and peak.
They are equipped with straight control stick with safety armhole by straight shank, cotter pin and rivet.

Description	Dimensions (mm)	Weight (kg)	Ref.
Horn fire axe with cutting edge and peak	365 x 40 x 910	2,9	**03295**

Shovel and fire beater



Our accessories range for firefighter is composed of shovel and fire beater.
Constructions made of red painted wood control stick with safety armhole by straight shank, cotter pin and rivet.

Description	Dimensions (mm)	Weight (kg)	Ref.
Gooseneck shovel with 1m straight handle	270 x 160 x 1320	1,8	**03463**
Gooseneck shovel with grip handle	270 x 160 x 1065	1,8	**03460**
6 blades fire beater with 1.5m straight handle	350 x 310 x 1880	2	**03464**

Shovel and fire beater bracket



Wall bracket made of zinc steel for axe, shovel and fire beater.

Material: steel
Surface treatment: polyester coated

Description	Dimensions (mm)	Weight (kg)	Ref.
Shovel and fire beater bracket	70 x 44 x 70	0,08	**03296**

POK France - ZI Les Guignons - 10400 Nogent-sur-Seine - FRANCE
Tel: +33 (0)3 25 39 84 78 - Fax: +33 (0)3 25 39 84 90 - Email: export@pok.fr - Web: www.pok.fr

Storage cabinet for hose reels



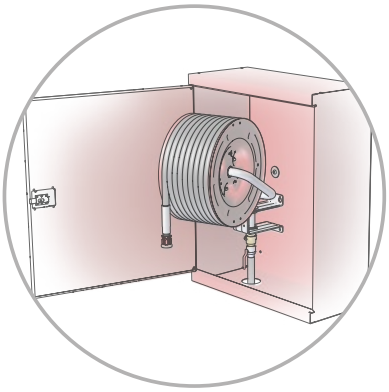

Compatible with hose reels Rotating - swinging in diameters DN19, DN25 and DN33

Material: steel
Surface treatment: polyester coating

Our storage cabinet is used for the storage and protection of the hose reels and is entirely conceived in steel sheets with red polyester coating.
It is compatible with all current versions of the POK hose reels.
Its door comes with opening towards left or right with locking.
It includes all the drillings necessary for fixing the hose reel to the wall.
The storage cabinet is delivered without hose reel.

Dimensions (mm)	Weight (kg)	Ref.
900 x 402 x 1102	29	**34297**

Sandbox



Sandbox allowing to store the sand close to risky zones to take action quickly in case of fire.
Construction made of steel with red polyester coating. Comes with two transport handles.
Two versions are available: 100L capacity or 200L capacity.

Material: steel
Surface treatment: polyester coated

Description	Dimensions (mm)	Weight (kg)	Ref.
Sandbox, 100L capacity	920 x 525 x 310	13	**03536**
Sandbox, 200L capacity	867 x 729 x 600	26,42	**33542**

Lid for sandbox

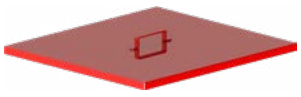

Lid for sandbox made of steel red with polyester coating. It allows an easy and fast assembly: no screw.
Two versions are available: for 100L and 200L sandbox.

Material: steel
Surface treatment: polyester coated

Description	Dimensions (mm)	Weight (kg)	Ref.
Lid for sandbox, 100L capacity			**29502**
Lid for sandbox, 200L capacity	814 x 750 x 74	8,36	**33544**

Hose holder



Hose holder for storage of any flat or semi-rigid hose crown rolled. Made of painted steel.

Material: steel
Surface treatment: polyester coated

Description	Dimensions (mm)	Weight (kg)	Ref.
Hose holder	450 x 205 x 200	4,6	**21143**

Wall bracket for flat hose folding



Material: aluminium alloy
Surface treatment: polyester coated

This device is used for fast folding of hoses. The distance between both elements of the support allows to ajust the lenght for folding of the flat fire hose.

Dimensions (mm)	Weight (kg)	Ref.
740 x 280 x 106	3,52	**33236**

Mobile bracket for flat hose folding



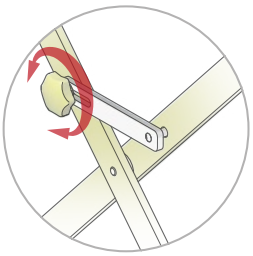

Adjustment knob for setting up the folding length

Material: aluminium alloy
Surface treatment: polyester coated

This device is used for fast folding of hoses. The distance between both elements of the support allows to ajust the length for folding of the flat fire hose. This equipment is very robust and manufactured in aluminium alloy with polyester coating.

Dimensions (mm)	Weight (kg)	Ref.
1160 x 172 x 1505	10,2	**30366**

POK France - ZI Les Guignons - 10400 Nogent-sur-Seine - FRANCE
Tel: +33 (0)3 25 39 84 78 - Fax: +33 (0)3 25 39 84 90 - Email: export@pok.fr - Web: www.pok.fr

Attack Basket





Material: aluminium alloy

This carrying basket allows the storage, the transport as well as the deployment of 3 flexible hoses of diameter 25 and of length 15 metres. The handle is used to rollup the hoses for storage and can be removed afterwards.
This product is of robust conception and made in aluminium alloy.

Description	Hoses length (m)	Dimensions (mm)	Weight (kg)	Ref.
Attack basket w/o hose				**39476**
Attack basket with 3 hoses				**39476.hose**

1 - The basket is fastened in a compartment of the vehicle, hoses are double-rolled.
2 - Connect the hoses between them, one end connected to the water supply, the other to the nozzle.
3 - Hoses unroll when the nozzle operator is moving away from the vehicle. A person can help to unroll the hoses at the truck.

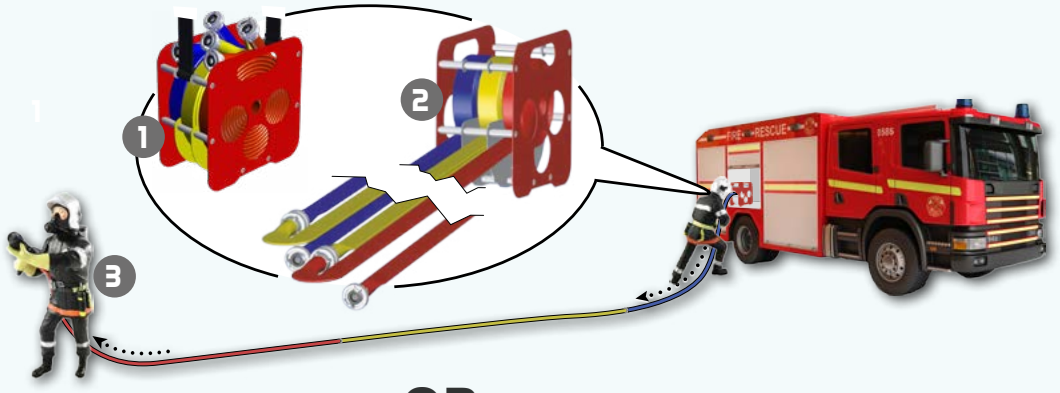

OR

1 - Connect the hoses between them, one end connected to the water supply, the other to the nozzle.
2 - The nozzle operator carries the basket on the shoulder and moves away from the vehicle.
3 - The hoses are being run out from the basket, a second person can assist to flake out the remainder of hose from the basket as a reserve.

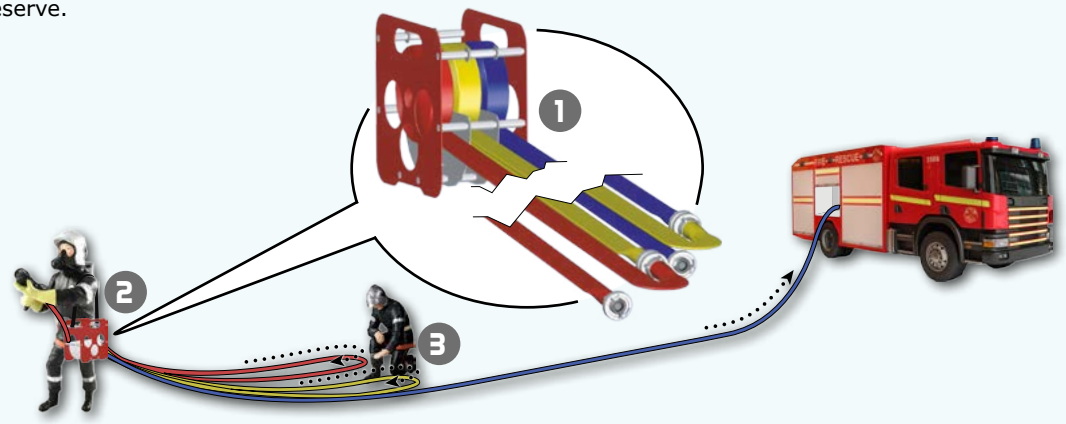

Compact storage hose reels

Conform to norm NF J 41-665



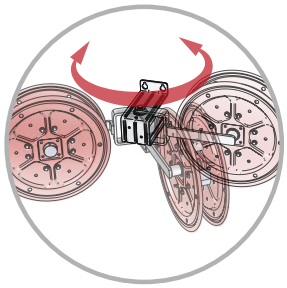

Single articulation hose reel

Material: steel and aluminium alloy
Surface treatment: polyester coated

Storage hose reel for flat fire hose, with single articulation allowing storage of 30 meters hose DN45 or DN70.
Made of steel and aluminium alloy with red polyester finish.

Hose Ø	Hose capacity (m)	Dimensions (mm)	Weight (kg)	Ref.
DN45	30	684 x 245 x 480	10,74	**15591**
DN70	30	829 x 245 x 610	10,17	**15604**

Rewinder



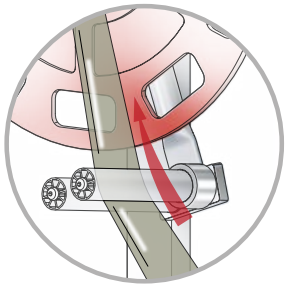

Inclined roller for hose's optimal guidance

Material: steel and aluminium alloy
Surface treatment: polyester coated

Hose roller for flat fire hose from DN40 to DN100, made of painted steel and aluminium alloy.
They are equipped with side plate Ø690mm with handle.
An angled tensioner allows an optimal rolling of the hose. They are equipped with two floor stabilising feet with tightening handle.

Hose Ø	Dimensions (mm)	Weight (kg)	Ref.
DN40 to DN100	990 x 1000 x 1338	25	**25686**

POK France - ZI Les Guignons - 10400 Nogent-sur-Seine - FRANCE
Tel: +33 (0)3 25 39 84 78 - Fax: +33 (0)3 25 39 84 90 - Email: export@pok.fr - Web: www.pok.fr

Conform to norm NF S 61-758

Couplings for dry standpipes are supplied by fire fighters vehicle pumps allowing supply of fire fighter hoses. These couplings for standpipes are operated by a square of 12mm.
Made of bronze with nitrile gasket and stainless steel screws.
Working pressure of couplings for dry standpipes is 16 bar.
Two versions are available: DN40 and DN65.

Maximum working pressure: PN16
Valve type: clappered
Shutoff: by 12mm square
Material: bronze
Surface treatment: polyester coated



One outlet dry standpipes



Inlet	Outlet	Waterway Ø (mm)	Dimensions (mm)	Weight (kg)	Ref.
1.5'' BSP male	SG DN40	40	65 x 130 x 150	1,43	**07560**
2.5'' BSP male	SG DN65	65	90 x 186 x 150	2,71	**07561**

Double outlet dry standpipes



Inlet	Outlets	Waterway Ø (mm)	Dimensions (mm)	Weight (kg)	Ref.
2.5" BSP male	**2x** SG DN40	40	243 x 205 x 139	8,05	**07562**
4" BSP male	**2x** SG DN65	65			**07605**

Conform to norm NF S 61-758

Couplings for wet standpipes are linked to tanks allowing pressurised water supply of fire hoses.
They are equipped with male thread inlet and angled Guillemin outlet without locking ring.
These couplings for standpipes are operated by handwheel.
Made of bronze with nitrile gasket and stainless steel screws.
Working pressure of couplings for dry standpipes is 16 bar.
Three versions are available: DN20, DN40 and DN65.

Maximum working pressure: PN16
Valve type: clappered
Shutoff: by handwheel
Material: bronze
Surface treatment: polyester coated



One outlet wet standpipes



Inlet	Outlet	Waterway Ø (mm)	Dimensions (mm)	Weight (kg)	Ref.
1'' BSP male	SG DN20	20			**07570**
1.5'' BSP male	SG DN40	40		1,54	**07571**
2.5'' BSP male	SG DN65	65		2,82	**07573**

Double outlet wet standpipes



Inlet	Outlets	Waterway Ø (mm)	Dimensions (mm)	Weight (kg)	Ref.
2.5" BSP male	**2x** SG DN40	40			**07564**
4'' BSP male	**2x** SG DN65	65	363 x 270 x 201	8,28	**07572**

Cap with locking ring and chain



Description	Aluminium alloy PN20		Bronze PN20		Brass PN20		Stainless steel PN20	
	Weight (kg)	Ref	Weight (kg)	Ref	Weight (kg)	Ref	Weight (kg)	Ref
DN40	0,13	**04144**	0,34	**04344**	0,35	**15712**	0,43	**04544**
DN65	0,31	**04146**	0,90	**04346**			0,93	**04546**

Lockable caps with chain



Description	Aluminium alloy PN16		Bronze PN16		Stainless steel PN16		Polypropylene PN6	
	Weight (kg)	Ref	Weight (kg)	Ref	Weight (kg)	Ref	Weight (kg)	Ref
DN40			0,28	**34153**	0,21	**04564**	0,08	**20835**
DN65	0,16	**04166**	0,54	**33796**				

Wheels for standpipe couplings



Material: aluminium alloy
Surface treatment: polyester coated

Diameter	Dimensions (mm)	Weight (kg)	Ref.
Ø80 for 12mm square	Ø80 x 22	0,078	**03332**
Ø100 for 12mm square	Ø100 x 25	0,116	**03334**



POK France - ZI Les Guignons - 10400 Nogent-sur-Seine - FRANCE
Tel: +33 (0)3 25 39 84 78 - Fax: +33 (0)3 25 39 84 90 - Email: export@pok.fr - Web: www.pok.fr

Hose reels conform to norm NF S 61-522

Our range of manual hose reels for firefighting vehicles allows the storage and water supply of fire hoses.
The capacity is from 40 to 120 meters of semi rigid or flat fire hoses.
Operated by handwheel with locking of the reel by locking device.
Made of steel and aluminium alloy, with polyester coating.
Several options are available on our range: customized width, Ø 480 mm and Ø 610 mm side plate, hose guide...

High degree of modularity
Width and capacity adjustable
Working pressure from 6 to 16 bar
Designed according the norm NF S 61-522

Manual hose reels - With wheel - Water supplied - DN25



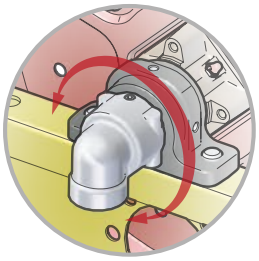

Orientable elbow

Material: steel and aluminium alloy
Surface treatment: polyester coated
Winding: by wheel
Reel locking: by locking device
Options: width on request, plate Ø 480 mm and Ø 610 mm, retractable hose guide, upper hose guide



Inlet	Hose Ø (mm)	Hose capacity (m)	Plate Ø (mm)	Wheel		Dimensions (mm)	Weight (kg)	Ref.
				Left	Right			
1" BSP female	25	40	480	•		778 x 541 x 566	34	**29317**
1" BSP female	25	40	610	•		535 x 610 x 631	32	**29318**
1" BSP female	25	40	480		•	778 x 541 x 566	34	**27698**
1" BSP female	25	40	610		•	535 x 610 x 631	32	**27997**
1" BSP female	25	80	610	•		778 x 610 x 631	36	**27512**
1" BSP female	25	80	610		•	778 x 610 x 631	36	**29319**

Manual hose reels - With wheel - Water supplied - DN38



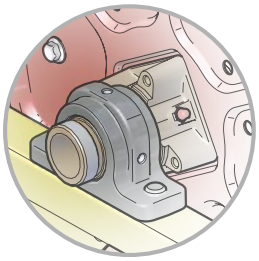

Inlet axis male thread 1.5" BSP

Material: steel and aluminium alloy
Surface treatment: polyester coated
Winding: by wheel
Reel locking: by locking device

Options: width on request, plate Ø 480 mm and Ø 610 mm, retractable hose guide, upper hose guide



Inlet	Hose Ø (mm)	Hose capacity (m)	Plate Ø (mm)	Wheel		Dimensions (mm)	Weight (kg)	Ref.
				Left	Right			
1.5" BSP male	38 / 33	20 / 40	610		•	753 x 610 x 631	36	**27807**

Manual hose reels - With wheel - Storage



Material: steel and aluminium alloy
Surface treatment: polyester coated
Winding: by wheel
Reel locking: by locking device

Options: width on request, plate Ø 480 mm and Ø 610 mm, retractable hose guide, upper hose guide



Hose Ø (mm)	Hose capacity (m)	Plate Ø (mm)	Wheel		Dimensions (mm)	Weight (kg)	Ref.
			Left	Right			
45	60	480	•		753 x 541 x 566	32	**29313**
45	60	610	•		538 x 610 x 631	31	**29314**
45	60	480		•	753 x 541 x 566	32	**27700**
45	60	610		•	538 x 610 x 631	31	**28417**
45	120	610	•		753 x 610 x 631	35	**29315**
45	120	610		•	753 x 610 x 631	35	**27507**

Hose reels conform to norm NF S 61-522

Our range of manual hose reels for firefighting vehicle allows the storage and water supply of fire hoses.
The capacity is from 40 to 120 meters of semi rigid or flat fire hoses.
Operated by axial crank with locking of the reel by lever.
Made of steel and aluminium alloy, with polyester coating.
Several options are available on our range: customized width, Ø 480 mm and Ø 610 mm side plate, hose guide...

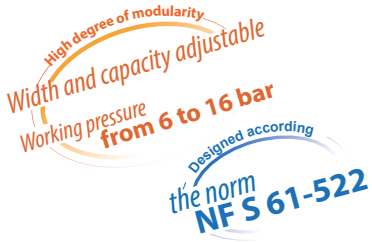

Manual hose reels - With crank - Water supplied - DN25



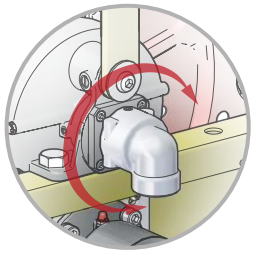

Orientable elbow

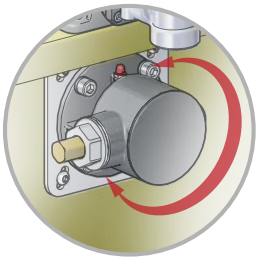

Backup device to operate with crank, adjustable by steps of 45°

Material: steel and aluminium alloy
Surface treatment: polyester coated
Winding: by crank handle
Reel locking: by lever

Options: width on request, plate Ø 480 mm and Ø 610 mm, retractable hose guide, upper hose guide



Inlet	Hose Ø (mm)	Hose capacity (m)	Plate Ø (mm)	Water supply		Crank handle		Dimensions (mm)	Weight (kg)	Ref.
				Left	Right	Left	Right			
1" BSP female	25	40	480	•		•		664 x 541 x 566	34	**29323**
1" BSP female	25	40	480		•		•	664 x 541 x 566	34	**28414**
1" BSP female	25	80	610	•		•		729 x 610 x 631	37	**29329**
1" BSP female	25	80	610		•		•	729 x 610 x 631	37	**27911**

Manual hose reels - With crank - Water supplied - DN38



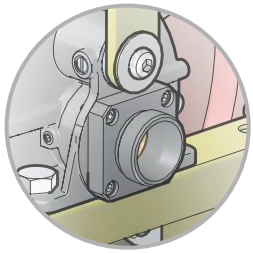

Inlet axis male thread 1.5'' BSP

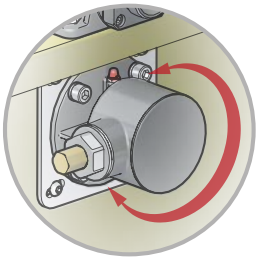

Backup device to operate with crank, adjustable by steps of 45°

Material: steel and aluminium alloy
Surface treatment: polyester coated
Winding: by crank handle
Reel locking: by lever

Options: width on request, plate Ø 480 mm and Ø 610 mm, retractable hose guide, upper hose guide



Inlet	Hose Ø (mm)	Hose capacity (m)	Plate Ø (mm)	Water supply		Crank handle		Dimensions (mm)	Weight (kg)	Ref.
				Left	Right	Left	Right			
1.5" BSP male	38/33	20/40	610	•		•		729 x 610 x 631	37	**27930**
1.5" BSP male	38/33	20/40	610		•		•	729 x 610 x 631	37	**29322**

Manual hose reels - With crank - Storage



Material: steel and aluminium alloy
Surface treatment: polyester coated
Winding: by crank handle
Reel locking: by lever

Options: width on request, plate Ø 480 mm and Ø 610 mm, retractable hose guide, upper hose guide



Hose Ø (mm)	Hose capacity (m)	Plate Ø (mm)	Crank handle		Dimensions (mm)	Weight (kg)	Ref.
			Left	Right			
45	120	610	•		729 x 610 x 631	36	**29316**
45	120	610		•	729 x 610 x 631	36	**27913**
70	100	610		•	919 x 610 x 631	39	**29250**

POK France - ZI Les Guignons - 10400 Nogent-sur-Seine - FRANCE
Tel: +33 (0)3 25 39 84 78 - Fax: +33 (0)3 25 39 84 90 - Email: export@pok.fr - Web: www.pok.fr

Hose reels conform to norm NF S 61-522

Our range of "new generation" motorised hose reel for firefighting vehicles has a simple and robust design.
Our hose reels allow the storage and water supply from 40 to 80 meters of semi-rigid hoses and up to 120 meters for flat fire hose.
Motorised rolling or by back up axial crank (approximate rolling speed 0,5m/s).
This hose reel is equipped with a torque limiter for motor protection.
Made of steel and aluminium alloy, with polyester coating.
Several options are available on our range: customized width, Ø 480 mm and Ø 610 mm side plate, hose guide... The water supply, the reel locking, and the backup system are always fitted on the same side of the hose reel: at the opposite from the electrical supply for the motorisation.

High degree of modularity
Width and capacity adjustable
Working pressure from 6 to 16 bar
Designed according the norm NF S 61-522

New design
mechanical TORQUE REDUCTOR

Motorised hose reels - Water supplied - DN25



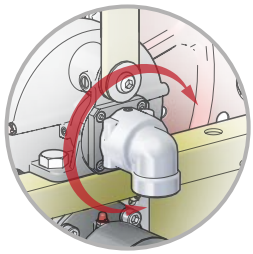

Orientable elbow

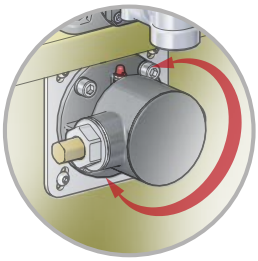

Backup device to operate with crank, adjustable by steps of 45°

Material: steel and aluminium alloy
Surface treatment: polyester coated
Winding: motorised or backup crank handle
Winding speed: approx. 0,5 m/s
Electrical supply: 24V CC
Motor protection: mechanical torque reductor
Reel locking: by lever

Options: width on request, plate Ø 480 mm and Ø 610 mm, retractable hose guide, upper hose guide



Inlet	Hose Ø (mm)	Hose capacity (m)	Plate Ø (mm)	Water supply and backup device		Dimensions (mm)	Weight (kg)	Ref.
				Left	Right			
1" BSP female	25	40	480	•		734 x 541 x 565	50	**32634**
1" BSP female	25	40	480		•	734 x 541 x 565	50	**30169**
1" BSP female	25	80	480	•		924 x 541 x 565	55	**35290**
1" BSP female	25	80	480		•	924 x 541 x 565	55	**33225**
1" BSP female	25	80	610	•		734 x 610 x 630	53	**32589**
1" BSP female	25	80	610		•	734 x 610 x 630	53	**30697**

Motorised hose reels - Water supplied - DN38



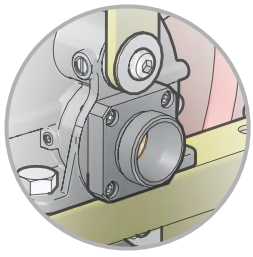

Inlet axis male thread 1.5'' BSP

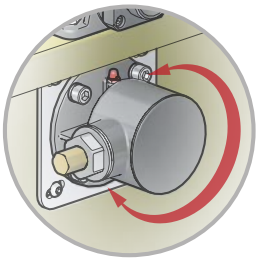

Backup device to operate with crank, adjustable by steps of 45°

Material: steel and aluminium alloy
Surface treatment: polyester coated
Winding: motorised or backup crank handle
Winding speed: approx. 0,5 m/s
Electrical supply: 24V CC
Motor protection: mechanical torque reductor
Reel locking: by lever

Options: width on request, plate Ø 480 mm and Ø 610 mm, retractable hose guide, upper hose guide



Inlet	Hose Ø (mm)	Hose capacity (m)	Plate Ø (mm)	Water supply and backup device		Dimensions (mm)	Weight (kg)	Ref.
				Left	Right			
1.5" BSP male	38/33	20/40	610	•		699 x 610 x 630	54	**35292**
1.5" BSP male	38/33	20/40	610		•	699 x 610 x 630	54	**31439**
1.5" BSP male	38/33	15/20	480	•		699 x 541 x 565	51	**35291**
1.5" BSP male	38/33	15/20	480		•	699 x 541 x 565	51	**30807**

Motorised hose reels - Storage



Material: steel and aluminium alloy
Surface treatment: polyester coated
Winding: motorised or backup crank handle
Winding speed: approx. 0,5 m/s
Electrical supply: 24V CC
Motor protection: mechanical torque reductor
Reel locking: by lever

Options: width on request, plate Ø 480 mm and Ø 610 mm, retractable hose guide, upper hose guide



Hose Ø (mm)	Hose capacity (m)	Plate Ø (mm)	Backup device		Dimensions (mm)	Weight (kg)	Ref.
			Left	Right			
45	120	610	•		700 x 610 x 565	53	**34847**
45	120	610		•	700 x 610 x 565	53	**30749**



POK France - ZI Les Guignons - 10400 Nogent-sur-Seine - FRANCE
Tel: +33 (0)3 25 39 84 78 - Fax: +33 (0)3 25 39 84 90 - Email: export@pok.fr - Web: www.pok.fr

Hose guides for hose reels

The hose guide for floor mount, roof top mount, or wall mount allows to guide the fire hose while rolling or unrolling.
Made of steel and aluminium alloy, untreated and with polyester coating, and can be adapted on any fixed hose reel.



Floor or roof mount upper hose guide



Material: steel and aluminium alloy
Surface treatment: rough and polyester coated

Dimensions (mm)	Weight (kg)	Ref.
648 x 104 x 516	9,59	**30742**

Floor or roof mount lower hose guide



Material: steel and aluminium alloy
Surface treatment: rough and polyester coated

Dimensions (mm)	Weight (kg)	Ref.
618 x 86 x 195	4,98	**33220**

Wall mount hose guide



Material: steel and aluminium alloy
Surface treatment: rough and polyester coated

Dimensions (mm)	Weight (kg)	Ref.
648 x 420 x 500	9,70	**30746**

Our retractable hose guide for wall mount allows to guide the hose during intervention: In open position it ensures the hose guiding, in closed position its volume is reduced.
It allows to manage locking and unlocking of the reel.
It is made of steel and aluminium alloy, and be adapted on Ø 480 mm side plates.

Wall mount retractable hose guide

Adaptable on hose reels with Ø480 mm plates



Material: steel and aluminium alloy
Surface treatment: rough and polyester coated

Hose Ø (mm)	Hose capacity (m)	Position	Dimensions (mm)	Weight (kg)	Ref.
25	40	Open	710 x 495 x 404	13,00	**30904**
		Closed	710 x 280 x 546		
25	80	Open	880 x 495 x 404	14,00	**29234**
		Closed	880 x 280 x 546		



POK France - ZI Les Guignons - 10400 Nogent-sur-Seine - FRANCE
Tel: +33 (0)3 25 39 84 78 - Fax: +33 (0)3 25 39 84 90 - Email: export@pok.fr - Web: www.pok.fr

Hose reels - Fixed in stainless steel

Our stainless steel manual hose reel for vehicles can be used in marine environnement and works at a pressure between 6 and 16 bar.
It allows the storage and water supply of 30 to 80 meters fire hose DN25, DN33 or DN38.
Operated by handwheel with locking of the reel by locking device.
There is also an optional hose guide.

Working pressure **from 6 to 16 bar**

Manual hose reel in stainless steel - With wheel - Water supplied - DN25 - 80 meters



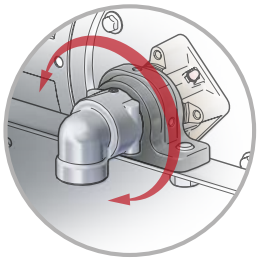

Orientable elbow

Material: stainless steel and anodised aluminium
Winding: by wheel
Reel locking: by locking device

Options: upper hose guide



Inlet	Hose Ø (mm)	Hose capacity (m)	Plate Ø (mm)	Wheel		Dimensions (mm)	Weight (kg)	Ref.
				Left	Right			
1" BSP female	25	80	610		•	778 x 610 x 631	40	**28496**

Manual hose reel in stainless steel - With wheel - Water supplied - DN38 or DN33



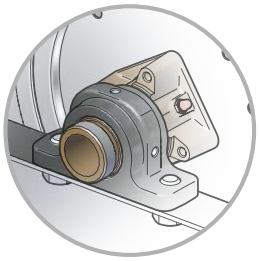

Inlet axis male thread 1.5'' BSP

Material: stainless steel and anodised aluminium
Winding: by wheel
Reel locking: by locking device

Options: upper hose guide



Inlet	Hose Ø (mm)	Hose capacity (m)	Plate Ø (mm)	Wheel		Dimensions (mm)	Weight (kg)	Ref.
				Left	Right			
1.5'' BSP male	38 / 33	30/60	610		•	777 x 610 x 620	44	**28412**

Motorised hose reel in stainless steel - Double water supplied



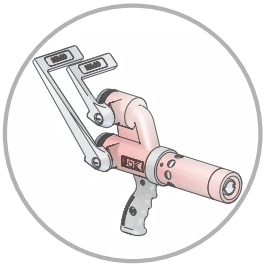

This hose reel can be used in operation with the powder/foam nozzle ''Combipowder''

Material: stainless steel and anodised aluminium
Winding: by crank handle
Reel locking: by lever

Options: upper hose guide

Our double water supply hose guide can be connected to the powder-foam nozzle combipowder.
It can store and supply two lenghts of 30 meters fire hose DN33.
Operated by handwheel with locking of the reel by lever.
It is made of stainless steel and aluminium alloy.



Inlet	Hose Ø (mm)	Hose capacity (m)	Plate Ø (mm)	Dimensions (mm)	Weight (kg)	Ref.
2x 1.5'' BSP male	33	**2x** 30	610		53	**30730**

Hose guides for hose reels in stainless steel

The hose guides for floor mount, roof top mount, or wall mount allows to guide the fire hose while rolling or unrolling.
They are made of stainless steel and can be adapted on any fixed hose reel in stainless steel.

Floor or roof mount upper hose guide in stainless steel



Material: steel and aluminium alloy
Surface treatment: hard anodisation

Dimensions (mm)	Weight (kg)	Ref.
648 x 104 x 516		**35180**

Wall mount hose guide in stainless steel



Material: steel and aluminium alloy
Surface treatment: hard anodisation

Dimensions (mm)	Weight (kg)	Ref.
648 x 420 x 500		**35181**



POK France - ZI Les Guignons - 10400 Nogent-sur-Seine - FRANCE
Tel: +33 (0)3 25 39 84 78 - Fax: +33 (0)3 25 39 84 90 - Email: export@pok.fr - Web: www.pok.fr

Mobile hose reel for flat hose DN70 - 200 meters



Designed according the standard NF S 61-521

P.A.R. AFNOR CERTIFICATION NF www.marque-nf.com



French Ministry of Interior approval



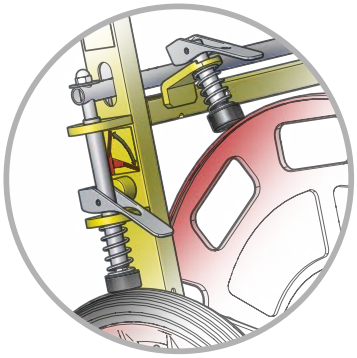

Independant brakes for reels and hose reel

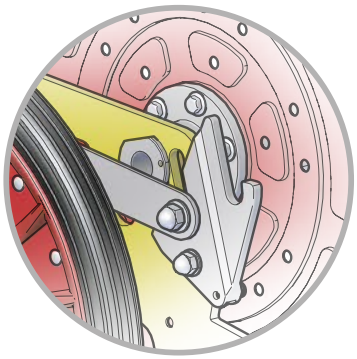

Truck mount locking attachment

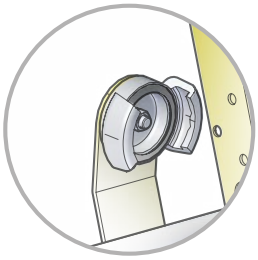

Divider mounting bracket optional

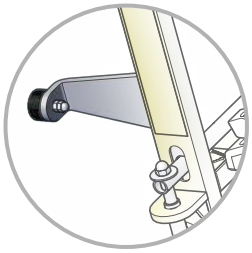

Winding feet optional

Maximum working pressure: PN16

Material: steel
Surface treatment: polyester coated
Safety devices: safety brake lock handle, hose reel brake, reel brake

Options: winding feet, divider mounting bracket.



Our standardised hose reels allow storage and transport of 200 meters of flat fire hose DN70.
They are composed of a frame with bracket for truck mount and locking attachment.
They are equipped with a long pulling handle for an easy pulling of the hose reel.
Our hose reels are equipped with a hose reel brake, and wheel brake, two full rubber wheels between two slide plates and two ground legs.
Made of steel with polyester coating.
Optional equipment: legs for rolling position, divider support...

Description	Dimensions (mm)	Weight (kg)	Ref.
Mobile hose reel for flat hose DN70 - 200m	949 x 840 x 1335	70	**21665**
Optional winding feet	80 x 45 x 145	2,5	**27196**
Optional divider mounting bracket	80 x 93 x 216	1,5	**27264**

Sulky type mobile hose reel for flat hose DN70 - 200 meters



Designed according the standard NF S 61-521 before 2002

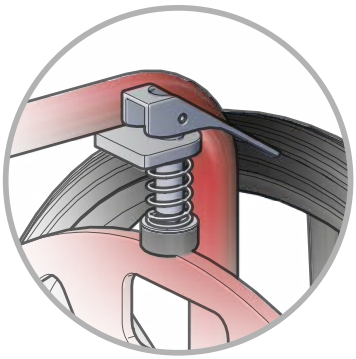

Hose reel brake

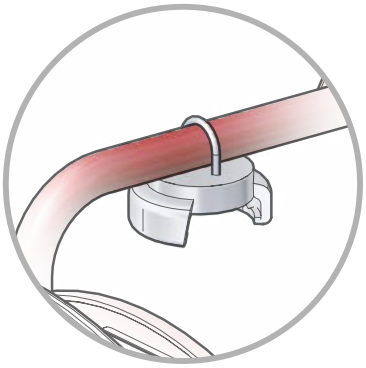

Coupling for attaching the hose end

Material: steel
Surface treatment: polyester coated
Safety devices: hose reel brake



Our standardised hose reels allow storage and transport of 200 meters of flat fire hose DN70.
The hose reel is composed of a frame with bracket and anti take down bracket.
It is equipped with a long pulling handle for an easy pulling of the hose reel.
It comes with two wheels and two ground legs.
It also comes with a reel for rolling the hose and cap to attach the hose end.
Made of steel with polyester coating.

Description	Dimensions (mm)	Weight (kg)	Ref.
Sulky type mobile hose reel	958 x 800 x 1410	60	**30799**



POK France - ZI Les Guignons - 10400 Nogent-sur-Seine - FRANCE
Tel: +33 (0)3 25 39 84 78 - Fax: +33 (0)3 25 39 84 90 - Email: export@pok.fr - Web: www.pok.fr

Mobile hose reel for the protection of tunnels





Use with MAGIKADOR 500 nozzle and additional valve, extending the operation area

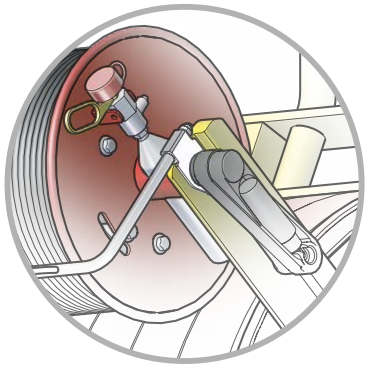

Distant opening by pneumatic coil

This equipment is intended to limit the personnel engaged in an intervention and their movements.
It is designed for storage and transport of 200 meters of flat fire hose DN45.
It is equipped with a long pulling handle for an easy pulling of the hose reel.
It comes with two full rubber wheels Ø 425 and two ground legs.
It is composed of a second hose reel with pneumatic coil and 200 meters hose, a stricker, a crank arm and a hose guide.
An optional hand nozzle, valve and flat fire hose DN45 can be added.
Frame made of aluminium with polyester coating and steel embossed slide plate.
This equipment protect duplex tunnels of the French A86 Highway and allow the fast intervention of only one man.

Material: steel
Surface treatment: polyester coated

Options: nozzle, additional valve, flat hose DN45

Description	Dimensions (mm)	Weight (kg)	Ref.
Mobile hose reel for the protection of tunnels	623 x 956 x 1320	50	**17687**

Storage plate with pneumatic valve





Storage plate with pneumatic valve, fastener mount, semi rigid hose and orientable outlet elbow

The storage plate with pneumatic valve for mobile hose reels is equipped with a semi-rigid hose with elbow allowing the attachment to a dry standpipe, a fastener for the valve, a pneumatic valve, and a swivel elbow for water supply.
Supplied on a wall plate, made of steel with polyester coating.
An optional hand nozzle, additonal valve, and flat fire hose DN45 can be provided.

Material: steel
Surface treatment: polyester coated

Options:

Description	Dimensions (mm)	Weight (kg)	Ref.
Storage plate with pneumatic valve		12	**17919**

Foam hose reels
For the protection of French and foreign military and civil vessels



Foam station - 600 lpm

Can be equipped with selectable suction eductor



Foam station for the protection of French and foreign military vessels with 600 lpm flow rates at a working pressure of 7 bar. Including foam agent polyethylene tank of 100L capacity, with filling orifice.
It is equipped with an eductor made of aluminium alloy (3% aspiration), anti return valve and low foam hand nozzle made of anodised aluminium alloy.
Construction made of aluminium alloy, stainless steel and bronze.

Maximum working pressure: PN16
Tank:
Material: polyethylene

Nozzle:
Material: aluminium alloy
Surface treatment: polyester coated and hard anodisation
Shutoff: with ball valve
Opening: by lever
Foam expansion: approx. x10

Eductor:
Material: aluminium alloy
Surface treatment: hard anodisation
Suction percentages: 3%
Non-return valve: yes
Delivered with pick-up tube: yes

Option: hose capacity



Tank capacity (L)	Flow rate (lpm)	Working pressure (bar)	Dimensions (mm)	Weight (kg)	Ref.
100	600	7	790 x 654 x 675	31	**30261**

Foam hose reel - 200 lpm - DN33 - Polyethylene tanks

Can be equipped with selectable suction eductor



Foam hose reel for the protection of French and foreign military vessels with 200 lpm flow rates at a working pressure of 10 bar. Including two foam agent polyethylene tank of 20L capacity each, with filling orifice.
Our foam station is composed of a DN33 semi-rigid hose 20 meter long. Operated by handwheel.
It is equipped with an eductor made of aluminium alloy (3% aspiration), anti return valve and low foam hand nozzle made of anodised aluminium alloy.
Construction made of aluminium alloy, stainless steel and bronze.

Maximum working pressure: PN16
Tanks:
Material: polyethylene

Nozzle:
Material: aluminium alloy
Surface treatment: polyester coated and hard anodisation
Shutoff: with ball valve
Opening: by operating handle
Foam expansion: approx. x10

Eductor:
Material: stainless steel
Suction percentages: 3%
Non-return valve: yes

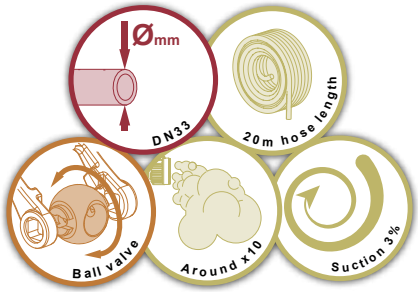

Hose Ø (mm)	Hose length (m)	Tank capacity (L)	Flow rate (lpm)	Working pressure (bar)	Dimensions (mm)	Weight (kg)	Ref.
DN33	20	**2x** 20	200	10	860 x 480 x 1146	75	**14466**

POK France - ZI Les Guignons - 10400 Nogent-sur-Seine - FRANCE
Tel: +33 (0)3 25 39 84 78 - Fax: +33 (0)3 25 39 84 90 - Email: export@pok.fr - Web: www.pok.fr

Foam hose reel - 200 lpm - DN33 - Polyethylene tanks

Can be equipped with selectable suction eductor



Foam hose reel for the protection of French and foreign military vessels with 200 lpm flow rates at a working pressure of 7 bar. Including two foam agent polyethylene tank of 20L capacity each, with filling orifice.
Our foam station is composed of a DN33 semi-rigid hose 15 meter long. Operated by handwheel.
It is equipped with an eductor made of aluminium alloy (3% aspiration), anti return valve and a 200 lpm low foam hand nozzle made of anodised aluminium alloy.
Construction made of aluminium alloy, stainless steel and bronze.

Maximum working pressure: PN16
Tanks:
Material: polyethylene

Nozzle:
Material: aluminium alloy
Surface treatment: polyester coated and hard anodisation
Shutoff: with ball valve
Opening: by lever
Foam expansion: approx. x10

Eductor:
Material: bronze
Suction percentages: 3%
Non-return valve: yes

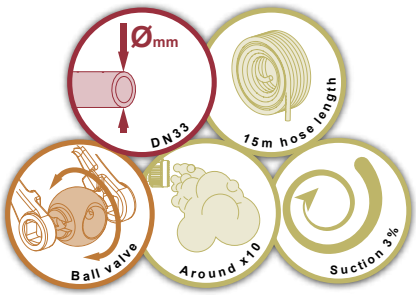

Hose Ø (mm)	Hose length (m)	Tank capacity (L)	Flow rate (lpm)	Working pressure (bar)	Dimensions (mm)	Weight (kg)	Ref.
DN33	15	**2x** 20	200	7	925 x 545 x 1380	69	**30292**

Foam hose reel - 200 lpm - DN38 - Aluminium tank

Can be equipped with selectable suction eductor



Foam hose reel for the protection of French and foreign military vessels with 200 lpm flow rates at a working pressure of 10 bar. Including foam agent aluminium alloy tank of 100L capacity, with filling orifice.
Our foam station is composed of a DN38 semi-rigid hose 30 meter long. Operated by handwheel.
It is equipped with an eductor made of aluminium alloy (3% aspiration), anti return valve and a 200 lpm low foam hand nozzle made of anodised aluminium alloy.
Construction made of aluminium alloy, stainless steel and bronze.

Maximum working pressure: PN16
Tank:
Material: Aluminium alloy
Surface treatment: polyester coated

Nozzle:
Material: aluminium alloy
Surface treatment: polyester coated and hard anodisation
Shutoff: with ball valve
Opening: by operating handle
Foam expansion: approx. x10

Eductor:
Material: stainless steel
Suction percentages: 3%
Non-return valve: yes

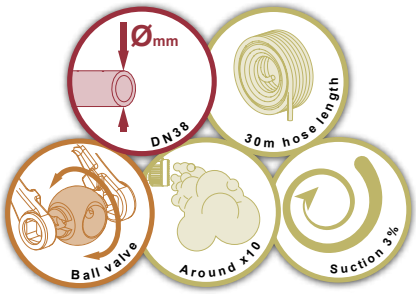

Hose Ø (mm)	Hose length (m)	Tank capacity (L)	Flow rate (lpm)	Working pressure (bar)	Dimensions (mm)	Weight (kg)	Ref.
DN38	30	100	200	10	922 x 660 x 1465	95	**18046**

Foam hose reel - 200 lpm - DN33 - Stainless steel tank

Can be equipped with selectable suction eductor



Foam hose reel for the protection of French and foreign military vessels with 200 lpm flow rates at a working pressure of 10 bar. Including foam agent stainless steel tank of 200L capacity, with filling orifice.
Our foam station is composed of a DN33 semi-rigid hose 30 meter long. Operated by handwheel.
It is equipped with an eductor made of aluminium alloy (3% aspiration), anti return valve and a 200 lpm low foam hand nozzle made of anodised aluminium alloy.
Construction made of aluminium alloy, stainless steel and bronze.

Maximum working pressure: PN16
Tank:
Material: stainless steel

Nozzle:
Material: aluminium alloy
Surface treatment: polyester coated and hard anodisation
Shutoff: with ball valve
Opening: by operating handle
Foam expansion: approx. x10

Eductor:
Material: stainless steel
Suction percentages: 3%
Non-return valve: yes

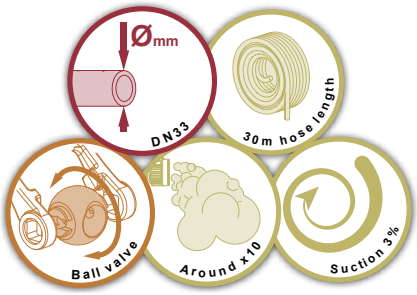

Hose Ø (mm)	Hose length (m)	Tank capacity (L)	Flow rate (lpm)	Working pressure (bar)	Dimensions (mm)	Weight (kg)	Ref.
DN33	30	200	200	10	987 x 677 x 1364	102	**15814**

Foam hose reel - 400 lpm - DN38 - Stainless steel tank

Can be equipped with selectable suction eductor



Foam hose reel for the protection of French and foreign military vessels with 400 lpm flow rates at a working pressure of 10 bar. Including foam agent stainless steel tank of 100L capacity, with filling orifice.
Our foam station is composed of a DN38 semi-rigid hose of 15 or 30 meter long depending on the model. Operated by handwheel.
It is equipped with an eductor made of aluminium alloy (3% aspiration), anti return valve and a 400 lpm low foam hand nozzle made of anodised aluminium alloy.
Construction made of aluminium alloy, stainless steel and bronze.

Maximum working pressure: PN16
Tank:
Material: stainless steel

Nozzle:
Material: aluminium alloy
Surface treatment: polyester coated and hard anodisation
Shutoff: with ball valve
Opening: by operating handle
Foam expansion: approx. x10

Eductor:
Material: stainless steel
Suction percentages: 3%
Non-return valve: yes

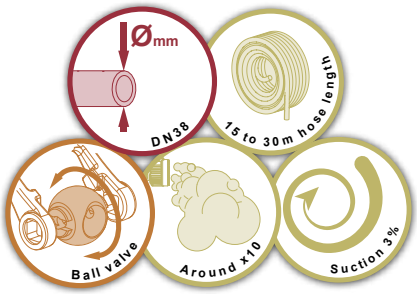

Hose Ø (mm)	Hose length (m)	Tank capacity (L)	Flow rate (lpm)	Working pressure (bar)	Dimensions (mm)	Weight (kg)	Ref.
DN38	15	100	400	10	925 x 615 x 1380	106	**30384**
DN38	30	100	400	10	925 x 615 x 1380	106	**30387**

POK France - ZI Les Guignons - 10400 Nogent-sur-Seine - FRANCE
Tel: +33 (0)3 25 39 84 78 - Fax: +33 (0)3 25 39 84 90 - Email: export@pok.fr - Web: www.pok.fr

Foam hose reel - 400 lpm - DN33 - Stainless steel tank

Can be equipped with selectable suction eductor



Foam hose reel for the protection of French and foreign military vessels with 400 lpm flow rates at a working pressure of 7 bar. Including foam agent stainless steel tank of 200L capacity, with filling orifice.
Our foam station is composed of a DN33 semi-rigid hose 30 meter long depending on the model. Operated by handwheel.
It is equipped with an eductor made of bronze (3% aspiration), anti return valve and a 400 lpm low foam hand nozzle made of anodised aluminium alloy.
Construction made of aluminium alloy, stainless steel and bronze.

Maximum working pressure: PN16
Tank:
Material: stainless steel

Nozzle:
Material: aluminium alloy
Surface treatment: polyester coated and hard anodisation
Shutoff: with ball valve
Opening: by operating handle
Foam expansion: approx. x10

Eductor:
Material: bronze
Suction percentages: 3%
Non-return valve: yes

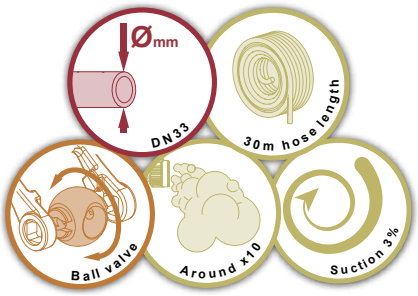

Hose Ø (mm)	Hose length (m)	Tank capacity (L)	Flow rate (lpm)	Working pressure (bar)	Dimensions (mm)	Weight (kg)	Ref.
DN33	30	200	400	7	925 x 615 x 1670	139	**30418**

Foam hose reel - 60 lpm - DN25 - Stainless steel tank

Can be equipped with selectable suction eductor



Foam hose reel for the protection of French and foreign military vessels with 60 lpm flow rates at a working pressure of 7 bar. Including foam agent stainless steel tank of 30L capacity, with filling orifice.
Our foam station is composed of a DN25 semi-rigid hose 30 meter long depending on the model. Operated by handwheel.
It is equipped with an eductor made of aluminium alloy (3% aspiration*), anti return valve and a 400 lpm low foam hand nozzle made of anodised aluminium alloy.
Construction made of aluminium alloy, stainless steel and bronze.

Maximum working pressure: PN16
Tank:
Material: stainless steel

Nozzle:
Material: aluminium alloy
Surface treatment: polyester coated and hard anodisation
Shutoff: with ball valve
Opening: by operating handle

Eductor:
Material: stainless steel
Suction percentages: 3%
Non-return valve: yes

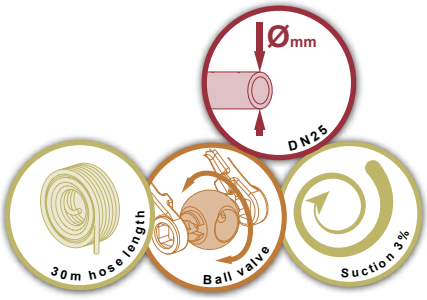

Hose Ø (mm)	Hose length (m)	Tank capacity (L)	Flow rate (lpm)	Working pressure (bar)	Dimensions (mm)	Weight (kg)	Ref.
DN25	30	30	60	7	695 x 480 x 950	69	**28317**

Foam station - 2x400 lpm - Stainless steel tank



Foam station for the protection of French and foreign military vessels. Composed of a foam agent stainless steel tank of 200L capacity, with filling orifice.
Our foam station is equipped with two selectable suction eductor made of bronze, with anti return valve.

Maximum working pressure: PN16
Tank:
Material: stainless steel

Eductors:
Material: bronze
Suction percentages: 1, 2, 3, 4, 5 and 6%
Non-return valve: yes

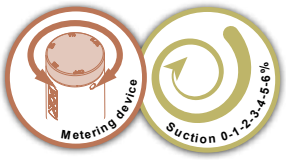

Tank capacity (L)	Flow rate (lpm)	Working pressure (bar)	Dimensions (mm)	Weight (kg)	Ref.
200	2x 400	10	630 x 610 x 976	88	**20549**



POK France - ZI Les Guignons - 10400 Nogent-sur-Seine - FRANCE
Tel: +33 (0)3 25 39 84 78 - Fax: +33 (0)3 25 39 84 90 - Email: export@pok.fr - Web: www.pok.fr

Short dry standpipes no knocking down - buried part 1 meter



Firefighting device allowing pressurised water supply.
Our short standpipe has a buried part of 1 meter, one middle outlet and two side outlets.

Conform to norm EN 14384 & NFS 61213 CN

Material: cast iron
Surface treatment: polyester coated

Standpipe Ø	Inlet	Outlets	Dimensions (mm)	Weight (kg)	Ref.
DN80	**1x** DN80	**1 x** DN65, **2x** DN40		81	**26488**
DN100	**1x** DN100	**1 x** DN100, **2x** DN65		83	**13459**

High dry standpipes no knocking down - buried part 1.25 meters



Firefighting device allowing pressurised water supply.
Our short standpipe has a buried part of 1.25 meters, one middle outlet and two side outlets.

Conform to norm EN 14384 & NFS 61213 CN

Material: cast iron
Surface treatment: polyester coated

Standpipe Ø	Inlet	Outlets	Dimensions (mm)	Weight (kg)	Ref.
DN80	**1x** DN80	**1 x** DN65, **2x** DN40		103	**26489**
DN100	**1x** DN100	**1 x** DN100, **2x** DN65		105	**13461**

Very short dry standpipes no knocking down - without buried part



Firefighting device allowing pressurised water supply.
Our "ultra-short" standpipe version has no buried part at the inlet, one middle outlet and two side outlets.

Conform to norm EN 14384 & NFS 61213 CN

Material: cast iron
Surface treatment: polyester coated

Standpipe Ø	Inlet	Outlets	Dimensions (mm)	Weight (kg)	Ref.
DN100	**1x** DN100	**1 x** DN100, **2x** DN65		47	**26495**

Short dry standpipes knocking down possible without damage - buried part 1 meter



Firefighting device allowing pressurised water supply.
Our short standpipe has a buried part of 1 meter, one middle outlet and two side outlets.
This standpipes can endure knocking down: in case of shock, the knocking down is not destroying the standpipe, only assembly parts will be damaged.

Conform to norm EN 14384 & NFS 61213 CN

Material: cast iron
Surface treatment: polyester coated

Standpipe Ø	Inlet	Outlets	Dimensions (mm)	Weight (kg)	Ref.
DN80	**1x** DN80	**1 x** DN65, **2x** DN40		105	**26490**
DN100	**1x** DN100	**1 x** DN100, **2x** DN65		107	**26491**
DN150	**1x** DN150	**1 x** DN65, **2x** DN100		170	**26492**

High dry standpipes knocking down possible without damage - buried part 1.25 meters



Firefighting device allowing pressurised water supply.
Our high standpipe has a buried part of 1.25 meters, one middle outlet and two side outlets.
If knocked down, standpipe will not be damaged. Designed for assembly part to take force in case of shock.

Conform to norm EN 14384 & NFS 61213 CN

Material: cast iron
Surface treatment: polyester coated

Standpipe Ø	Inlet	Outlets	Dimensions (mm)	Weight (kg)	Ref.
DN80	**1x** DN80	**1 x** DN65, **2x** DN40		127	**26493**
DN100	**1x** DN100	**1 x** DN100, **2x** DN65		129	**26494**



POK France - ZI Les Guignons - 10400 Nogent-sur-Seine - FRANCE
Tel: +33 (0)3 25 39 84 78 - Fax: +33 (0)3 25 39 84 90 - Email: export@pok.fr - Web: www.pok.fr















Control equipment

Control equipment.....338
Flowmeters - Mechanical.....338
Flowmeters - Electronic.....339
Flowmeters - Accessories.....340

English catalogue - Rev F - 01/2017 - Illustrations are only informative

Flowmeters



To measure the pressure and flow rate. Based on "Woltex" design with propeller , the flowmeter comes complete with your inlet and outlet specifications, carrying handle, display of instanteous flow rate (m^3/h), display of direct reading of the flow volume (m^3) and a pressure gauge (from 0 to 16 bar).

Inlet	Outlet	Weight (kg)	Ref.
AR DN100	AR DN100	15	**09348**

Calibrated cap gauges



Inlet	Pressure gauge	Weight (kg)	Ref.
SG DN40	0 - 16 bar		**07520**
SG DN65	0 - 16 bar		**07521**
SG DN100	0 - 16 bar		**07522**
DSP DN40	0 - 16 bar		**07523**
AR DN100	0 - 16 bar		**07524**
Keyser coupling DN100 female	0 - 16 bar		**03432**
1.5" NST-NH female	0 - 300 PSI		**07523.NST**
2.5" NST-NH female	0 - 300 PSI		**02154**

Calibrated in-line gauges



Inlet	Outlet	Pressure gauge	Weight (kg)	Ref.
DSP DN40	DSP DN40	0 - 16 bar		**09829**
DSP DN65	DSP DN65	0 - 16 bar		**02941**
AR DN100	AR DN100	0 - 16 bar		**09830**
Storz C/52	Storz C/52	0 - 16 bar		**09108**
Storz B/75	Storz B/75	0 - 16 bar		**09099**
Storz A/110	Storz A/110	0 - 16 bar		**09227**
1.5" NST-NH male	1.5" NST-NH male	0 - 300 PSI		**08389**
2.5" NST-NH male	2.5" NST-NH male	0 - 300 PSI		**08390**
4" NST-NH male	4" NST-NH male	0 - 300 PSI		**08391**

Flowmeters for hose reels



Description	Weight (kg)	Ref.
Flowmeter for hose reels DN25	0,99	**18855**
Flowmeter for hose reels DN33	0,95	**18846**

Flowmeters with spring



Flowmeters with spring, calibrated for the flow rate up to 600 lpm.

Inlet	Outlet	Weight (kg)	Ref.
2" BSP female	2" BSP male	1,06	**30521**
Storz C/52	Storz C/52	1,57	**30521.C52**

POK France - ZI Les Guignons - 10400 Nogent-sur-Seine - FRANCE
Tel: +33 (0)3 25 39 84 78 - Fax: +33 (0)3 25 39 84 90 - Email: export@pok.fr - Web: www.pok.fr

Electronic flowmeters



This flowmeter of high diameter DN150 is made of aluminium alloy anodised with an electronic box in high density polymer and anodised aluminium alloy.
It can be operated on its base (to measure on the floor) or for measuring on hydrants without the base that can easily be removed.
It has foldable and stabilising legs. The values of flow and pressure can be recorded on a smartphone using a free mobile app.
The power supply is given via a lithium ultra-light battery with long durability.
These flowmeters are also available in DN40, 65, 80,100 and 150.

Construction: Aluminium alloy and composite
Surface treatment: hard anodisation
Working pressure: PN16
Operating temperature: from -10º to +70º
Waterproofness: IP65
Accuracy: 3%
Flow dispay: lpm or GPM (calibrated on our premises)
Pressure display: bar or PSI (calibrated on our premises)
Power supply: Rechargeable battery Li-ion
Self-efficiency: up to 40 hours

Description	Inlet	Outlet	Sticker language	Optimal flow range (lpm)		Dimensions (mm)	Weight (kg)	Ref.
				Mini.	Maxi.			
Electronic flowmeter DN40	1.5" BSP male	1.5" BSP male	French	100	1000	414 x 224 x 197	5,3	**32972**
Electronic flowmeter DN40	1.5" BSP male	1.5" BSP male	English	100	1000	414 x 224 x 197	5,3	**32972.ANGLAIS**
Electronic flowmeter DN40	1.5" BSP male	1.5" BSP male	German	100	1000	414 x 224 x 197	5,3	**32972.ALLEMAND**
Electronic flowmeter DN65	2.5" BSP male	2.5" BSP male	French	300	2500	418 x 247 x 197	5,8	**32973**
Electronic flowmeter DN65	2.5" BSP male	2.5" BSP male	English	300	2500	418 x 247 x 197	5,8	**32973.ANGLAIS**
Electronic flowmeter DN65	2.5" BSP male	2.5" BSP male	German	300	2500	418 x 247 x 197	5,8	**32973.ALLEMAND**
Electronic flowmeter DN80	3" BSP male	3" BSP male	French	500	3000	426 x 263 x 197	6,1	**32974**
Electronic flowmeter DN80	3" BSP male	3" BSP male	English	500	3000	426 x 263 x 197	6,1	**32974.ANGLAIS**
Electronic flowmeter DN80	3" BSP male	3" BSP male	German	500	3000	426 x 263 x 197	6,1	**32974.ALLEMAND**
Electronic flowmeter DN100	4" BSP male	4" BSP male	French	1000	5000	432 x 283 x 197	6,5	**32975**
Electronic flowmeter DN100	4" BSP male	4" BSP male	English	1000	5000	432 x 283 x 197	6,5	**32975.ANGLAIS**
Electronic flowmeter DN100	4" BSP male	4" BSP male	German	1000	5000	432 x 283 x 197	6,5	**32975.ALLEMAND**
Electronic flowmeter DN150	6" BSP male	6" BSP male	French	10000	20000	383 x 550 x 360	7,8	**33761**



Calibrated disks



Description	Weight (kg)	Ref.
DN65, case with 6 calibrated disks		**08174**
DN100, case with 8 calibrated disks		**08175**

Chambers for flowmeters





Description	Weight (kg)	Ref.
DN65, inlet Storz B/75	5,02	**20823**
DN100, inlet 4" BSP male	3,88	**22218**

Transpok



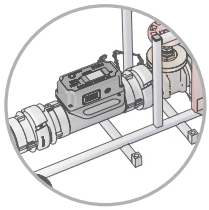

With electronic flowmeter DN100

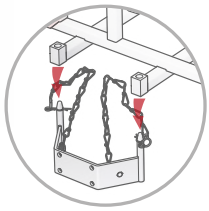

Fastening system adjustable for all types of vehicules

Working pressure: PN16
Operation: by gated valve
Material: aluminium alloy and stainless steel
Surface treatment: hard anodisation and polyester coating
Options: electronic flowmeter.

Our flow rate test carriage ''Transpok'' is a mobile station for flowmeters DN100.
It is provided with a bronze gate valve, an aerator box and an inspection door for cleaning.
It also has an adjustable fastening system and coupling for onto a vehicule.

Inlet	Dimensions (mm)	Weight (kg)	Réf.
AR DN100	1454 x 484 x 556	26	**33565**

POK France - ZI Les Guignons - 10400 Nogent-sur-Seine - FRANCE
Tel: +33 (0)3 25 39 84 78 - Fax: +33 (0)3 25 39 84 90 - Email: export@pok.fr - Web: www.pok.fr








Couplings, caps, gaskets

Couplings - Guillemin symmetric (France) 342
Couplings - DSP and AR symmetric (France) 348
Couplings - ''Ville de Paris'' 351
Couplings - Hydrant couplings 352
Couplings - Express 353
Couplings - Round thread GFR (France) 355
Couplings - Ventilation couplings 358
Couplings - Tankwagen.....359
Couplings - Storz (Germany and USA).....360
Couplings - Storz (China, Greece and Netherlands) 365
Couplings - NST-NH and NPSH (USA) 366
Couplings - ULC Forestry Fire Hose (Canada).....370
Couplings - Instantaneous and BSRT (UK) 371
Couplings - Barcelona (Spain) 373
Couplings - Gost (Russia) 374
Couplings - Machino (Japan and China) 375
Couplings - BSP threaded 376
Adapter rings.....378
Flanges.....381
Couplings on flange, threaded flanges 5.5"and flat flanges .383
Couplings - International couplings 384
Couplings - A.P.I for vapor collection 385
Swivel couplings, visualisers, identification plates 387
Gaskets for couplings.....388

English catalogue - Rev F - 01/2017 - Illustrations are only informative

Half-couplings with locking ring, with multi-serrated hose shank

In compliance with norm NF S 61-701 — In compliance with norm NF E 29-572



Description	Aluminium alloy PN20		Bronze PN20		Stainless steel PN20	
	Weight (kg)	Ref	Weight (kg)	Ref	Weight (kg)	Ref
DN15, multi-serrated hose shank Ø20			0,12	**04200**	0,11	**04400**
DN20, multi-serrated hose shank Ø25	0,07	**04001**	0,15	**04201**	0,18	**04401**
DN25, multi-serrated hose shank Ø30	0,09	**04002***	0,21	**04202**	0,25	**04402**
DN32, multi-serrated hose shank Ø35	0,13	**04003***	0,26	**04203**	0,30	**04403**
DN40, multi-serrated hose shank Ø45	0,19	**04004***	0,48	**04204**	0,57	**04404**
DN50, multi-serrated hose shank Ø55	0,32	**04005***	0,70	**04205**	0,94	**04405**
DN50, multi-serrated hose shank Ø55 (long version)					0,99	**02909**
DN65, multi-serrated hose shank Ø70	0,44	**04006***	0,95	**04206**	1,35	**04406**
DN65, multi-serrated hose shank Ø70 (long version)					1,45	**02886**
DN80, multi-serrated hose shank Ø90	0,86	**04007***	1,58	**04207**	2,16	**04407**
DN100, multi-serrated hose shank Ø110	1,11	**04008***	2,55	**04208**	3,20	**04408**
DN150, multi-serrated hose shank Ø152	3,25	**04009**				

(*) French Navy Homologation N°6596/46 STCM

Half-couplings with locking ring, reduced multi-serrated hose shank

In compliance with norm NF S 61-701 — In compliance with norm NF E 29-572



Description	Aluminium alloy PN20		Bronze PN20		Stainless steel PN20		Polypropylene PN6	
	Weight (kg)	Ref	Weight (kg)	Ref	Weight (kg)	Ref	Weight (kg)	Ref
DN32, reduced multi-serrated hose shank Ø32	0,11	**04011**						
DN40, reduced multi-serrated hose shank Ø25	0,19	**04010**						
DN40, reduced multi-serrated hose shank Ø35	0,19	**04012**	0,43	**04212**				
DN40, reduced multi-serrated hose shank Ø40 with collar	0,21	**04013**	0,43	**04213**	0,65	**04413**		
DN50, reduced multi-serrated hose shank Ø50 with collar	0,36	**04014**						
DN50, reduced multi-serrated hose shank Ø51			0,64	**04214**	0,98	**04414**		**16112**
DN50, reduced multi-serrated hose shank Ø55								**16113**
DN65, reduced multi-serrated hose shank Ø65 with collar	0,53	**04015**	0,96	**04215**	1,45	**04415**		
DN80, reduced multi-serrated hose shank Ø75 with collar	0,93	**04016**	1,50	**04216**	2,32	**04416**		
DN80, reduced multi-serrated hose shank Ø80 with collar	0,98	**04017**	1,58	**04217**				
DN80, reduced multi-serrated hose shank Ø81 (lisse)					2,33	**04417**		
DN100, reduced multi-serrated hose shank Ø100 with collar	1,17	**04018**			3,39	**04418**		
DN100, reduced multi-serrated hose shank Ø101			2,35	**04128**				
DN100, reduced multi-serrated hose shank Ø105	1,10	**03258**						

Half-coupling with locking ring, with double-ribbed hose shank



In compliance with norm NF S 61-701 — In compliance with norm NF E 29-572

Description	Aluminium alloy PN20		Polypropylene PN6	
	Weight (kg)	Ref	Weight (kg)	Ref
DN40, double-ribbed hose shank Ø45				**16111**
DN50, double-ribbed hose shank Ø50	0,34	**04021**		
DN50, double-ribbed hose shank Ø55	0,30	**04028**		
DN65, double-ribbed hose shank Ø63,5	0,34	**04022**		
DN65, double-ribbed hose shank Ø75	0,50	**04023**		
DN100, double-ribbed hose shank Ø100	0,98	**04025**		
DN100, double-ribbed hose shank Ø110	1,08	**04026**		
DN100, double-ribbed hose shank Ø125	1,55	**04027**		
DN150, double-ribbed hose shank Ø152 with collar	3,98	**01200**		
DN150, double-ribbed hose shank Ø152 without collar	2,78	**16376**		

POK France - ZI Les Guignons - 10400 Nogent-sur-Seine - FRANCE
Tel: +33 (0)3 25 39 84 78 - Fax: +33 (0)3 25 39 84 90 - Email: export@pok.fr - Web: www.pok.fr

Half-coupling with locking ring, male thread

In compliance with norm NF S 61-701
In compliance with norm NF E 29-572
In compliance with norm NF E 03-005 ISO R228 DIN 259



Description	Aluminium alloy PN20		Bronze PN20		Stainless steel PN20		Polypropylene PN6	
	Weight (kg)	Ref	Weight (kg)	Ref	Weight (kg)	Ref	Weight (kg)	Ref
DN15, 0.5" BSP male			0,10	**04240**	0,11	**04440**		
DN20, 0.75" BSP male	0,07	**04041**	0,15	**04241**	0,16	**04441**		
DN25, 1" BSP male	0,11	**04042**	0,19	**04242**	0,24	**04442**		
DN32, 1.25" BSP male	0,15	**04043**	0,34	**04243**	0,35	**04443**		
DN40, 1.5" BSP male	0,17	**04044**	0,35	**04244**	0,45	**04444**		**16116**
DN50, 2" BSP male	0,28	**04045**	0,58	**04245**	0,82	**04445**	0,15	**20925**
DN65, 2.5" BSP male	0,40	**04046**	0,82	**04246**	0,84	**04446**		
DN80, 3" BSP male	0,65	**04047**	1,13	**04247**	1,68	**04447**	0,33	**20928**
DN100, 4" BSP male	1,02	**04048**	1,96	**04248**	2,51	**04448**		
DN150, 6" BSP male	2,37	**04049**						
DN20, 1" BSP male			0,22	**16273**				
DN32, 1" BSP male					0,24	**16576**		
DN40, 1.25" BSP male							0,09	**20922**
DN40, ISO M45 x 150 male	0,17	**16580**						
DN40, 2" BSP male	0,27	**04050**						
DN50, 1.25" BSP male	0,37	**16063**						
DN50, 1.5" male	0,30	**04051**	0,72	**04251**				
DN65, 2" BSP male	0,45	**04054**		**04254**				
DN65, ISO M70 x 150 male	0,37	**16180**						
DN65, 3" BSP male	0,54	**04053**						
DN80, 2.5" BSP male	0,68	**04052**						
DN100, 3" BSP male	0,87	**04058**						

Half-coupling with locking ring, female thread

In compliance with norm NF S 61-701
In compliance with norm NF E 29-572
In compliance with norm NF E 03-005 ISO R228 DIN 259



Description	Aluminium alloy PN20		Bronze PN20		Stainless steel PN20		Polypropylene PN6	
	Weight (kg)	Ref	Weight (kg)	Ref	Weight (kg)	Ref	Weight (kg)	Ref
DN15, 0.5" BSP female			0,14	**04260**	0,15	**04460**		
DN20, 0.75" BSP female	0,09	**04061**	0,22	**04261**	0,27	**04461**		
DN25, 1" BSP female	0,12	**04062**	0,30	**04262**	0,38	**04462**		
DN32, 1.25" BSP female	0,22	**04063**	0,39	**04263**	0,36	**04463**		
DN40, 1.5" BSP female	0,25	**04064**	0,54	**04264**	0,69	**04464**	0,14	**22209**
DN50, 2" BSP female	0,21	**04065**	0,51	**04265**	0,68	**04465**	0,16	**22210**
DN65, 2.5" BSP female	0,57	**04066**	1,12	**04266**		**04466**		
DN80, 3" BSP female	0,52	**04067**	1,04	**04267**	1,56	**04467**	0,45	**22211**
DN100, 4" BSP female	1,11	**04068**	2,54	**04268**	2,57	**04468**		**16123**
DN150, 6" BSP female	2,29	**04069**						
DN20, 1" BSP female			0,31	**16274**				
DN40, 0.75" BSP female					0,60	**16748**		
DN40, 1" BSP female	0,19	**01835**			0,57	**16749**		
DN40, ISO M35 x 150 female	0,18	**16579**						
DN40, 2" BSP female	0,34	**04070**						
DN50, 1.5" BSP female	0,30	**04071**	0,60	**04271**				
DN65, 1.5" BSP female	0,48	**16577**	0,84	**16532**				
DN65, 2" BSP female	0,43	**04072**	0,76	**04272**	1,15	**16747**		
DN65, 3" BSP female	0,63	**04073**						
DN80, 2" BSP female	0,78	**04074**	1,48	**04275**	2,09	**16270**	0,34	**21035**
DN80, 2.5" BSP female			1,32	**04276**	1,53	**02918**		
DN90, 3" BSP female						**03509**		
DN100, 2.5" BSP female	1,02	**16525**						
DN100, 3" BSP female		**04078**	2,62	**04277**	2,76	**16690**		

Half-coupling with locking ring, with helicoidal hose shank



In compliance with norm NF S 61-701
In compliance with norm NF E 29-572

Description	Aluminium alloy PN20		Bronze PN20		Stainless steel PN20	
	Weight (kg)	Ref	Weight (kg)	Ref	Weight (kg)	Ref
DN25, helicoidale hose shank Ø25						**04432**
DN32, helicoidale hose shank Ø32						**04433**
DN40, helicoidale hose shank Ø40	0,25	**04034**			0,69	**04434**
DN50, helicoidale hose shank Ø50	0,43	**04035**			1,22	**04435**
DN65, helicoidale hose shank Ø65	0,60	**04036**			1,55	**04437**
DN80, helicoidale hose shank Ø80	0,95	**04037**	1,97	**04237**	2,30	**04438**
DN100, helicoidale hose shank Ø100	1,33	**04038**	3,06	**04238**	3,68	**04439**

Half-coupling without locking ring, male thread



In compliance with norm NF E 03-005 ISO R228 DIN 259

In compliance with norm NF E 29-572

In compliance with norm NF S 61-703

Description	Aluminium alloy PN20		Bronze PN20		Stainless steel PN20	
	Weight (kg)	Ref	Weight (kg)	Ref	Weight (kg)	Ref
DN15, 0.5" BSP male				04280	0,07	04480
DN20, 0.75" BSP male	0,06	04081	0,10	04281	0,12	04481
DN25, 1" BSP male	0,07	04082	0,15	04282	0,19	04482
DN32, 1.25" BSP male	0,10	04083	0,18	04283	0,21	04483
DN40, 1.5" BSP male	0,12	04084	0,31	04284	0,32	04484
DN50, 2" BSP male	0,24	04085	0,39	04285	0,62	04485
DN65, 2.5" BSP male	0,29	04086	0,81	04286	0,77	04486
DN80, 3" BSP male	0,42	04087	0,60	04287	1,16	04487
DN100, 4" BSP male	0,60	04088	1,60	04288	2,31	04488
DN20, 1" BSP male	0,07	04090	0,13	04290		
DN50, 1.5" BSP male	0,30	04091				
DN65, 2" BSP male	0,27	04092				03530
DN65, 3" NPT male	0,27	04093				
DN100, 3" NPT male		04094				

Half-coupling without locking ring, female thread



In compliance with norm NF E 03-005 ISO R228 DIN 259

In compliance with norm NF E 29-572

In compliance with norm NF S 61-703

Description	Aluminium alloy PN20		Bronze PN20		Stainless steel PN20	
	Weight (kg)	Ref	Weight (kg)	Ref	Weight (kg)	Ref
DN15, 0.5" BSP female				04300	0,07	04500
DN20, 0.75" BSP female	0,06	04101	0,08	04301	0,08	04501
DN25, 1" BSP female	0,08	04102	0,11	04302	0,12	04502
DN32, 1.25" BSP female	0,09	04103	0,19	04303	0,22	04503
DN40, 1.5" BSP female	0,10	04104	0,24	04304	0,17	04504
DN50, 2" BSP female	0,18	04105	0,26	04305	0,38	04505
DN65, 2.5" BSP female	0,21	04106	0,37	04306	0,42	04506
DN80, 3" BSP female	0,36	04107	0,49	04307	0,81	04507
DN100, 4" BSP female	0,38	04108	1,11	04308	0,94	04508
DN20, 1" BSP female	0,07	04110	0,09	04310		
DN40, 2" BSP female	0,29	04111				
DN50, 1.5" BSP female		04112				
DN65, 2" BSP female		04113				
DN65, 3" BSP female		16136				
DN65, 3" NPT female	0,75	04115				
DN80, 2.5" BSP female	0,48	04117				
DN100, 3" NPT female		04116				
DN100, 4.5" BSP female		04114				
DN100, reamed hose ø102	0,73	03516				

Half-coupling with locking ring, with welding shank



In compliance with norm NF E 29-572

Description	Stainless steel PN20	
	Weight (kg)	Ref
DN15	0,12	04570
DN20	0,16	04571
DN25	0,25	04572
DN32	0,25	04573
DN40	0,43	04574
DN50	0,85	04575
DN65	1,12	04576
DN80	1,76	04577
DN100	2,67	04578

POK France - ZI Les Guignons - 10400 Nogent-sur-Seine - FRANCE
Tel: +33 (0)3 25 39 84 78 - Fax: +33 (0)3 25 39 84 90 - Email: export@pok.fr - Web: www.pok.fr

Half-coupling with locking ring, with collar and welding shank



In compliance with norm NF T 81-101
In compliance with norm NF E 29-572
In compliance with norm NF S 61-703

Description	Stainless steel PN20	
	Weight (kg)	Ref
DN65		**04586**
DN80	1,81	**04587**
DN100	2,69	**04588**

Half-coupling without locking ring, without collar and welding shank



In compliance with norm NF E 29-572
In compliance with norm NF S 61-703

Description	Stainless steel PN20	
	Weight (kg)	Ref
DN15	0,08	**04590**
DN20	0,13	**04591**
DN25	0,21	**04592**
DN32	0,23	**04593**
DN40	0,34	**04594**
DN50	0,67	**04595**
DN65	0,83	**04596**
DN80	1,25	**04597**
DN100	1,85	**04598**

Half-couplings with locking ring and filter, male thread



In compliance with norm NF E 03-005 ISO R228 DIN 259
In compliance with norm NF E 29-572

Description	Aluminium alloy PN25	
	Weight (kg)	Ref
SG DN40, 1.5" BSP male		**01849**
SG DN65, 2.5" BSP male	0,43	**01852**

Double symmetric joints with locking ring

In compliance with norm NF E 29-572



Description	Aluminium alloy PN20		Bronze PN20		Stainless steel PN20		Polypropylene PN6	
	Weight (kg)	Ref	Weight (kg)	Ref	Weight (kg)	Ref	Weight (kg)	Ref
SG DN20 - SG DN25	0,18	**16200**	0,47	**04320**				
SG DN20 - SG DN40	0,30	**04121**	0,67	**04321**	0,79	**04521**		
SG DN25 - SG DN32	0,21	**16201**						
SG DN25 - SG DN40	0,29	**04122**		**04322**		**04522**		
SG DN32 - SG DN40	0,28	**04123**		**04323**		**04523**		
SG DN32 - SG DN50		**04124**						
SG DN40 - SG DN50	0,47	**04125**	0,95	**04325**	1,28	**04525**		
SG DN40 - SG DN65	0,65	**04126**	1,18	**04326**	2,40	**04526**		
SG DN40 - SG DN80	1,05	**04127**	2,08	**04327**	3,04	**04527**		
SG DN40 - SG DN100	1,24	**04128**	3,28	**04328**	4,00	**04528**		
SG DN50 - SG DN50								**16128**
SG DN50 - SG DN65	0,71	**04129**	1,35	**04329**	1,98	**04529**		
SG DN50 - SG DN80	1,05	**04130**	2,04	**04330**		**04530**		**16129**
SG DN50 - SG DN100	1,45	**04131**		**04331**		**04531**		
SG DN65 - SG DN80	1,10	**04132**	2,13	**04332**		**04532**		
SG DN65 - SG DN100	1,41	**04133**	3,39	**04333**		**04533**		
SG DN80 - SG DN90						**04539**		
SG DN80 - SG DN100	1,40	**04134**	3,73	**04334**	4,44	**04534**		
SG DN80 - SG DN150		**04135**						
SG DN100 - SG DN150	1,76	**04136**						

Half-coupling without jaw, with locking ring, with welding shank



Description	Stainless steel PN20	
	Weight (kg)	Ref
DN40	0,38	**04581**
DN50	0,70	**04582**
DN65	0,93	**04583**
DN80	1,28	**04579**
DN100	2,00	**04580**

Half-couplings without jaw, with locking ring, male or female thread



In compliance with norm
NF E 03-005
ISO R228
DIN 259

Description	Aluminium alloy PN20		Bronze PN20	
	Weight (kg)	Ref	Weight (kg)	Ref
DN40, 1.5" BSP male		**16507**		
DN50, 1.5" BSP male	0,25	**04195**	0,51	**04295**
DN50, 2" BSP male	0,24	**04194**		
DN65, 2.5" BSP male	0,35	**04196**		
DN80, 3" BSP male	0,47	**09410**		
DN100, 4" BSP male	0,67	**16505**		
DN40, 1.5" BSP female		**16508**		
DN50, 2" BSP female	0,14	**01003**		
DN65, 2.5" BSP female		**01004**		
DN80, 3" BSP female	0,79	**09411**		
DN100, 4" BSP female		**16506**		

Half-coupling without jaw, with locking ring, with multi-serrated hose shank



In compliance with norm
NF S 61-701

Description	Aluminium alloy PN20	
	Weight (kg)	Ref
DN50, multi-serrated hose shank Ø55	0,31	**16578**
DN80, multi-serrated hose shank Ø90	0,61	**16162**
DN100, multi-serrated hose shank Ø110	0,88	**16535**

Caps with locking ring and chain



In compliance with norm
NF E 29-572

Description	Aluminium alloy PN20		Bronze PN20		Stainless steel PN20	
	Weight (kg)	Ref	Weight (kg)	Ref	Weight (kg)	Ref
DN15			0,14	**04340**	0,14	**04540**
DN20	0,08	**04141**	0,19	**04341**	0,20	**04541**
DN25	0,09	**04142**	0,20	**04342**	0,22	**04542**
DN32	0,11	**04143**	0,25	**04343**	0,26	**04543**
DN40	0,13	**04144**	0,34	**04344**	0,43	**04544**
DN50	0,21	**04145**	0,54	**04345**	0,65	**04545**
DN65	0,31	**04146**	0,90	**04346**	0,93	**04546**
DN80	0,48	**04147**	0,93	**04347**	1,41	**04547**
DN100	0,68	**04148**	1,68	**04348**	2,15	**04548**
DN150	1,04	**04149**				

POK France - ZI Les Guignons - 10400 Nogent-sur-Seine - FRANCE
Tel: +33 (0)3 25 39 84 78 - Fax: +33 (0)3 25 39 84 90 - Email: export@pok.fr - Web: www.pok.fr

Simple caps with handle and chain



Description	Aluminium alloy PN20	
	Weight (kg)	Ref
DN40	0,08	**04154**
DN50	0,13	**04155**
DN65	0,19	**04156**
DN80	0,29	**04157**
DN100	0,44	**04158**

Lockable caps with chain



In compliance with norm NF E 29-572

Description	Aluminium alloy PN20		Bronze PN20		Stainless steel PN20		Polypropylene PN6	
	Weight (kg)	Ref	Weight (kg)	Ref	Weight (kg)	Ref	Weight (kg)	Ref
DN40			0,28	**34153**	0,21	**04564**	0,08	**20835**
DN40 with teflon gasket					0,21	**07040**		
DN50	0,11	**04165**	0,24	**04365**			0,10	**20836**
DN65	0,16	**04166**	0,54	**33796**				
DN80	0,24	**04167**	0,54	**04367**	0,65	**04567**	0,16	**20837**
DN80 with teflon gasket					0,65	**07041**		
DN100	0,33	**04168**					0,25	**21583**
DN150	1,04	**04169**						



Half-couplings with locking ring, with multi-serrated hose shank



In compliance with norm NF S 61-701

Description	NF approvement	Aluminium alloy PN25		Bronze PN25	
		Weight (kg)	Ref	Weight (kg)	Ref
DSP DN40, reduced multi-serrated hose shank Ø35		0,19	**04602**		
DSP DN40, reduced multi-serrated hose shank Ø38		0,23	**04603**	0,48	**04803**
DSP DN40, multi-serrated hose shank Ø45	•	0,21	**04604***	0,37	**04804**
DSP DN50, multi-serrated hose shank Ø45	•	0,30	**16389**		
DSP DN50, multi-serrated hose shank Ø70			**16390**		
DSP DN65, multi-serrated hose shank Ø65			**04606**	1,12	**04806**
DSP DN65, multi-serrated hose shank Ø70	•	0,46	**04607***	0,91	**04807**
AR DN100, multi-serrated hose shank Ø110		1,12	**04609**	2,47	**04809**

(*) French Navy Homologation nº6596/54 STCM

Half-couplings with locking ring, with double-ribbed hose shank



In compliance with norm NF S 61-701

Description	NF approvement	Aluminium alloy PN25		Bronze PN25	
		Weight (kg)	Ref	Weight (kg)	Ref
DSP DN40, double-ribbed hose shank Ø45		0,21	**04614***		**02173**
DSP DN50, double-ribbed hose shank Ø45		0,29	**04615**		
DSP DN50, double-ribbed hose shank Ø70			**04618***		
DSP DN65, double-ribbed hose shank Ø52			**04613**		
DSP DN65, double-ribbed hose shank Ø70		0,45	**04617**		
DSP DN65, double-ribbed hose shank Ø75			**04620**		
AR DN100, double-ribbed hose shank Ø110	•	1,06	**04619**		
AR DN100, ribbed hose shank Ø110 with collar		1,90	**01177**		

(*) French Navy Homologation nº6596/55 STCM

Half-couplings with locking ring, male thread



In compliance with norm NF S 61-701

In compliance with norm NF E 03-005 ISO R228 DIN 259

Description	NF approvement	Aluminium alloy PN25		Bronze PN25	
		Weight (kg)	Ref	Weight (kg)	Ref
DSP DN40, ISO M45 x 150 male		0,18	**04621**	0,31	**04821**
DSP DN40, 1.5" BSP male		0,26	**04622**	0,46	**04822**
DSP DN40, 2" BSP male		0,30	**04623**		**04823**
DSP DN40, 2.5" BSP male		0,40	**04624**		
DSP DN50, 2" BSP male	•	0,30	**04632**		
DSP DN65, ISO M70 x 150 male		0,40	**04625**	0,71	**04825**
DSP DN65, 2" BSP male		0,45	**04626**		**04826**
DSP DN65, 2.5" BSP male		0,53	**04627**	1,06	**04827**
DSP DN65, 3" BSP male		0,56	**04628**		
AR DN100, 2.5" BSP male		1,11	**04629**	2,62	**04829**
AR DN100, ISO M110 x 150 male			**04630**		
AR DN100, 4" BSP male	•	0,96	**04631**	1,95	**04831**

POK France - ZI Les Guignons - 10400 Nogent-sur-Seine - FRANCE
Tel: +33 (0)3 25 39 84 78 - Fax: +33 (0)3 25 39 84 90 - Email: export@pok.fr - Web: www.pok.fr

Half-couplings with locking ring and filter, male thread



In compliance with norm NF E 03-005 ISO R228 DIN 259

In compliance with norm NF S 61-701

Description	Aluminium alloy PN25	
	Weight (kg)	Ref
DSP DN65, 1.5" BSP male	0,55	**16575**
AR DN100, 4" BSP male	1,13	**01864**

Half-couplings with locking ring, female thread



In compliance with norm NF S 61-701

In compliance with norm NF E 03-005 ISO R228 DIN 259

Description	NF approvement	Aluminium alloy PN25		Bronze PN25	
		Weight (kg)	Ref	Weight (kg)	Ref
DSP DN40, 1.5" BSP female	•	0,25	**04642**	0,46	**04842**
DSP DN40, 2" BSP female		0,35	**04643**		**04843**
DSP DN50, 1.5" BSP female		0,35	**16531**		
DSP DN65, 2" BSP female		0,43	**04646**		**04846**
DSP DN65, 2.5" BSP female	•	0,60	**04647**	1,11	**04847**
DSP DN65, 3" BSP female		0,66	**04648**		
AR DN100, 2.5" BSP female		1,07	**04649**		**04849**
AR DN100, 3" BSP female				2,58	**04852**
AR DN100, 4" BSP female		1,08	**04651**		**04851**
AR DN100, 4.5" BSP female				2,97	**04853**

Half-coupling without locking ring, male thread



In compliance with norm NF E 03-005 ISO R228 DIN 259

Description	Aluminium alloy PN25		Bronze PN25	
	Weight (kg)	Ref	Weight (kg)	Ref
DSP DN40, ISO M52 x 300 male		**04660**		
DSP DN40, 1.5" BSP male	0,13	**04662**	0,27	**04862**
DSP DN40, 1.5" NST male				**02811**
DSP DN40, 2" BSP male	0,24	**04663**	0,37	**04863**
DSP DN65, 2" BSP male		**04666**		
DSP DN65, 2.5" BSP male	0,34	**04667**	0,71	**04867**
AR DN100, 2.5" BSP male				**04869**
AR DN100, 4" BSP male	0,71	**04671**	1,21	**04871**

Half-couplings without locking ring, female thread



In compliance with norm NF E 03-005 ISO R228 DIN 259

Description	Aluminium alloy PN25		Bronze PN25	
	Weight (kg)	Ref	Weight (kg)	Ref
DSP DN40, 1.5" BSP female	0,13	**04682**	0,21	**04882**
DSP DN40, 1.5" NST female				**02810**
DSP DN40, 2" BSP female	0,21	**04683**	0,38	**04883**
DSP DN40, 2.5" BSP female		**04884**		
DSP DN50, 2" BSP female	0,18	**02999**		
DSP DN65, 1.5" BSP female	0,33	**16511**		
DSP DN65, 2" BSP female	0,34	**04686**		
DSP DN65, 2.5" BSP female	0,29	**04687**	0,44	**04887**
DSP DN65, 2.5" NST female				**02812**
DSP DN65, 3" BSP female	0,68	**04688**		
AR DN100, 2.5" BSP female				**04889**
AR DN100, 3" BSP female				**04892**
AR DN100, 4" BSP female	0,67	**04691**	0,93	**04891**
AR DN100, 4.5" BSP female		**04693**		**04893**

Caps with locking ring and chain



Description	Aluminium alloy PN25		Bronze PN25	
	Weight (kg)	Ref	Weight (kg)	Ref
DSP DN40	0,17	**04710**	0,29	**04910**
DSP DN50	0,28	**04713**		
DSP DN65	0,33	**04711**	0,62	**04911**
AR DN100	0,61	**04712**	1,54	**04912**

Caps without locking ring, with jaw and chain



Description	Aluminium alloy PN25		Bronze PN25	
	Weight (kg)	Ref	Weight (kg)	Ref
DSP DN40	0,21	**04720**	0,26	**04920**
DSP DN65	0,35	**04721**	0,52	**04921**
AR DN100	0,67	**04722**	1,20	**04922**

Double symmetric joints with locking ring



In compliance with norm NF S 61-701

In compliance with norm NF E 29-572

Description	Aluminium alloy PN25		Bronze PN25	
	Weight (kg)	Ref	Weight (kg)	Ref
DSP DN40 - DSP DN50	0,62	**07730**		
DSP DN40 - DSP DN65	0,65	**04704**		**04904**
DSP DN40 - AR DN100	1,49	**04705**		
DSP DN40 - SG DN20	0,32	**04701**		**04901**
DSP DN50 - DSP DN65		**07731**		
DSP DN50 - AR DN100	1,18	**07732**		
DSP DN65 - AR DN100	1,54	**04706**		**04906**

POK France - ZI Les Guignons - 10400 Nogent-sur-Seine - FRANCE
Tel: +33 (0)3 25 39 84 78 - Fax: +33 (0)3 25 39 84 90 - Email: export@pok.fr - Web: www.pok.fr

Half-couplings ''Ville de Paris'', female thread



Description	Aluminium alloy PN25	
	Weight (kg)	Ref
DN50, 2" BSP female	0,29	**30348**
DN50, 2'' NPT female	0,37	**30349**
DN50, M55x3 female	0,39	**28750**
DN65, 2" BSP female	0,46	**28751**

Half-couplings ''Ville de Paris'', with double-ribbed hose shank



Description	Aluminium alloy PN25	
	Weight (kg)	Ref
DN50, double-ribbed hose shank Ø70	0,78	**28000**



"KEYSER" female caps



In compliance with norm NF S 61-708

Description	Aluminium alloy PN16	
	Weight (kg)	Ref
DN100	1,73	**03429**

Ultra-flat KEYSER cap



In compliance with norm NF S 61-708

Unlocking with a fountain key. This is to avoid theft of water in the summer.

Description	Aluminium alloy PN16	
	Weight (kg)	Ref
DN100 ultra-flat	1,47	**40267**

Symmetric caps with gasket and square for handling



In compliance with norm NF E 29-572

Description	Aluminium alloy PN16		Bronze PN16	
	Weight (kg)	Ref	Weight (kg)	Ref
DN65	0,21	**01763**		**07060**
DN100	0,41	**01762**	1,07	**07061**

"KEYSER" male half-couplings



In compliance with norm NF S 61-708

In compliance with norm NF E 03-005 ISO R228 DIN 259

Description	Aluminium alloy PN16	
	Weight (kg)	Ref
DN100, 4" BSP male	0,50	**02626**

"KEYSER" female half-couplings with screw to lock and male threaded shank



In compliance with norm NF S 61-708

In compliance with norm NF E 03-005 ISO R228 DIN 259

Description	Aluminium alloy PN16	
	Weight (kg)	Ref
DN100, 1.5" BSP male	1,78	**03430**
DN100, 2.5" BSP male	1,81	**03431**
DN100, 4" BSP male	1,82	**03197**

Fixed half-couplings, without locking ring, with collar, male thread



In compliance with norm NF S 61-703

In compliance with norm NF E 29-572

In compliance with norm NF E 03-005 ISO R228 DIN 259

Description	Aluminium alloy PN25	
	Weight (kg)	Ref
DN40, ISO M52 x 200 male		**02096**
DN65, ISO M76 x 200 male	0,27	**01768**
DN100, ISO M110 x 200 male	0,43	**02086**
DN65, 2.5" BSP male	0,29	**04086**
DN100, 4" BSP male	0,61	**04088**

POK France - ZI Les Guignons - 10400 Nogent-sur-Seine - FRANCE
Tel: +33 (0)3 25 39 84 78 - Fax: +33 (0)3 25 39 84 90 - Email: export@pok.fr - Web: www.pok.fr

Caps



In compliance with norm NF E 29-573

Description	Stainless steel PN10		Brass PN10	
	Weight (kg)	Ref	Weight (kg)	Ref
With jaw with gasket, with chain	0,16	**05791**	0,12	**05731**
With jaw with gasket, with stainless steel chain	0,14	**05792**		

Half-couplings with collar, with double ribbed hose shank



In compliance with norm NF E 29-573

Description	Stainless steel PN10		Brass PN10	
	Weight (kg)	Ref	Weight (kg)	Ref
DN6 for hose Ø6				**05701**
DN7 for hose Ø7 / 8			0,09	**05702**
DN8 for hose Ø8				**05703**
DN9 for hose Ø9 / 11	0,14	**05744**	0,12	**05704**
DN11 for hose Ø11 / 13	0,14	**05745**	0,11	**05705**
DN13 for hose Ø13 / 16	0,16	**05746**	0,10	**05706**
DN16 for hose Ø16 / 19	0,17	**05747**	0,15	**05707**
DN19 for hose Ø19 / 21	0,18	**05748**	0,13	**05708**
DN22 for hose Ø22 / 24	0,16	**05749**	0,15	**05709**
DN25 for hose Ø26 / 28	0,21	**05750**	0,14	**05710**

Half-coupling female thread



In compliance with norm NF E 29-573

In compliance with norm NF E 03-005 ISO R228 DIN 259

Description	Stainless steel PN10		Brass PN10	
	Weight (kg)	Ref	Weight (kg)	Ref
DN8, 0.25" BSP female			0,09	**05721**
DN13, 0.375" BSP female	0,18	**05762**	0,09	**05722**
DN15, 0.5" BSP female	0,16	**05763**	0,10	**05723**
DN20, 0.75" BSP female	0,22	**05764**	0,11	**05724**
DN25, 1" BSP female	0,27	**05765**	0,13	**05725**
DN32, 1.25" BSP female			0,16	**05726**

Half-coupling male thread



In compliance with norm NF E 29-573

In compliance with norm NF E 03-005 ISO R228 DIN 259

Description	Stainless steel PN10		Brass PN10	
	Weight (kg)	Ref	Weight (kg)	Ref
DN8, 0.25" BSP male			0,09	**05711**
DN13, 0.375" BSP male	0,17	**05752**	0,10	**05712**
DN15, 0.5" BSP male	0,15	**05753**	0,11	**05713**
DN20, 0.75" BSP male	0,17	**05754**	0,11	**05714**
DN25, 1" BSP male	0,18	**05755**	0,13	**05715**
DN32, 1.25" BSP male	0,34	**05756**	0,20	**05716**

Half-couplings, with welding shank



In compliance with norm NF E 29-573

Description	Stainless steel PN10	
	Weight (kg)	Ref
DN15, welding shank Ø26,9	0,19	**05771**
DN25, welding shank Ø33,7	0,20	**05772**
DN25, welding shank Ø36,8	0,22	**05773**

Adapters express coupling / symmetric coupling



In compliance with norm NF E 29-573

In compliance with norm NF E 29-572

In compliance with norm NF S 61-701

Description	Aluminium alloy PN10		Bronze PN10	
	Weight (kg)	Ref	Weight (kg)	Ref
Express - SG DN40	0,37	**01462**	0,66	**01463**
Express - DSP DN40	0,31	**01464**	0,61	**01465**
Express - DSP DN65	0,72	**01466**		
Express - AR DN100		**01478**		



POK France - ZI Les Guignons - 10400 Nogent-sur-Seine - FRANCE
Tel: +33 (0)3 25 39 84 78 - Fax: +33 (0)3 25 39 84 90 - Email: export@pok.fr - Web: www.pok.fr

Caps, with female round thread



In compliance with norm NF E 29-579

In compliance with norm NF S 61-701

Description	Aluminium alloy PN25		Bronze PN25	
	Weight (kg)	Ref	Weight (kg)	Ref
GFR DN20 female	0,15	**05511**	0,31	**05631**
GFR DN80 female	0,42	**05512**	1,07	**05632**
GFR DN100 female	0,76	**05513**		

Caps, with male round thread



In compliance with norm NF E 29-579

In compliance with norm NF S 61-701

Description	Aluminium alloy PN25		Bronze PN25	
	Weight (kg)	Ref	Weight (kg)	Ref
GFR DN20 male	0,07	**05501**	0,24	**05621**
GFR DN80 male	0,43	**05502**	1,24	**05622**
GFR DN100 male	0,76	**05503**		

Half-couplings female round thread with multi-serrated hose shank



In compliance with norm NF E 29-579

In compliance with norm NF S 61-701

Description	Aluminium alloy PN25		Bronze PN25	
	Weight (kg)	Ref	Weight (kg)	Ref
GFR DN20 female, multi-serrated hose shank Ø19	0,13	**08375**	0,31	**08376**
GFR DN20 female, multi-serrated hose shank Ø25	0,12	**05411**	0,28	**05531**
GFR DN80 female, multi-serrated hose shank Ø90		**05412**	2,02	**05532**
GFR DN100 female, multi-serrated hose shank Ø110		**05413**		

Half-couplings female round thread with male thread



In compliance with norm NF E 29-579

In compliance with norm NF S 61-701

In compliance with norm NF E 03-005 ISO R228 DIN 259

Description	Aluminium alloy PN25		Bronze PN25	
	Weight (kg)	Ref	Weight (kg)	Ref
GFR DN20 female, 0.75" BSP male	0,12	**05430**	0,27	**05550**
GFR DN20 female, 1" BSP male	0,15	**05431**	0,34	**05551**
GFR DN80 female, 3" BSP male	0,58	**05432**	1,41	**05552**
GFR DN100 female, 4" BSP male	0,87	**05433**		

Half-couplings male round thread with multi-serrated hose shank



In compliance with norm NF E 29-579

In compliance with norm NF S 61-701

Description	Aluminium alloy PN25		Bronze PN25	
	Weight (kg)	Ref	Weight (kg)	Ref
GFR DN20 male, multi-serrated hose shank Ø25	0,06	**05401**	0,18	**05521**
GFR DN80 male, multi-serrated hose shank Ø90	0,60	**05403**	1,80	**05522**
GFR DN100 male, multi-serrated hose shank Ø110	0,79	**05404**		

Half-couplings female round thread with female thread



In compliance with norm NF E 29-579 — In compliance with norm NF S 61-701 — In compliance with norm NF E 03-005 ISO R228 DIN 259

Description	Aluminium alloy PN25		Bronze PN25	
	Weight (kg)	Ref	Weight (kg)	Ref
GFR DN20 female, 0.75" BSP female	0,16	**05450**	0,37	**05570**
GFR DN20 female, 1" BSP female	0,17	**05451**	0,42	**05571**
GFR DN80 female, 2.5" BSP female	0,58	**05453**		**05573**
GFR DN80 female, 3" BSP female	0,58	**05452**	1,50	**05572**
GFR DN100 female, 4" BSP female	1,64	**05454**		

Half-couplings male round thread with male thread



In compliance with norm NF E 29-579 — In compliance with norm NF S 61-701 — In compliance with norm NF E 03-005 ISO R228 DIN 259

Description	Aluminium alloy PN25		Bronze PN25	
	Weight (kg)	Ref	Weight (kg)	Ref
GFR DN20 male, 0.75" BSP male	0,05	**05420**	0,14	**05540**
GFR DN20 male, 1" BSP male	0,06	**05421**	0,16	**05541**
GFR DN80 male, 3" BSP male	0,60	**05422**		**05542**
GFR DN100 male, 4" BSP male	0,67	**05423**		

Half-couplings male round thread with female thread



In compliance with norm NF E 29-579 — In compliance with norm NF S 61-701 — In compliance with norm NF E 03-005 ISO R228 DIN 259

Description	Aluminium alloy PN25		Bronze PN25	
	Weight (kg)	Ref	Weight (kg)	Ref
GFR DN20 male, 0.75" BSP female	0,07	**05440**	0,22	**05560**
GFR DN20 male, 1" BSP female		**05441**		**05561**
GFR DN80 male, 3" BSP female	0,50	**05442**	0,85	**05562**
GFR DN100 male, 4" BSP female	0,54	**05443**		**05563**

GFR adapter couplings female round thread / female round thread



In compliance with norm NF E 29-579 — In compliance with norm NF S 61-701

Description	Aluminium alloy PN25		Bronze PN25	
	Weight (kg)	Ref	Weight (kg)	Ref
GFR DN20 female - GFR DN20 female		**05471**		**05591**
GFR DN80 female - GFR DN80 female	1,29	**05472**		**05592**
GFR DN80 female - GFR DN100 female	2,07	**05474**		
GFR DN100 female - GFR DN100 female	2,63	**05473**		

POK France - ZI Les Guignons - 10400 Nogent-sur-Seine - FRANCE
Tel: +33 (0)3 25 39 84 78 - Fax: +33 (0)3 25 39 84 90 - Email: export@pok.fr - Web: www.pok.fr

GFR adapter couplings male round thread / male round thread



In compliance with norm NF E 29-579

In compliance with norm NF S 61-701

Description	Aluminium alloy PN25		Bronze PN25	
	Weight (kg)	Ref	Weight (kg)	Ref
GFR DN20 male - GFR DN20 male	0,10	**05461**	0,40	**05581**
GFR DN80 male - GFR DN80 male	1,16	**05462**		**05582**
GFR DN80 male - GFR DN100 male		**05464**		
GFR DN100 male - GFR DN100 male		**05463**		

Adapter couplings with female round thread / SG or DSP with locking ring



In compliance with norm NF E 29-579

In compliance with norm NF E 29-572

In compliance with norm NF S 61-701

Description	Aluminium alloy PN		Bronze PN	
	Weight (kg)	Ref	Weight (kg)	Ref
GFR DN20 female / SG DN20	0,21	**05491**	0,49	**05611**
GFR DN20 female / DSP DN40	0,37	**04703**	0,80	**04903**
GFR DN20 female / DSP DN50	0,54	**16510**		
GFR DN80 female / SG DN65	0,98	**05493**	2,66	**05613**
GFR DN80 female / SG DN80	1,10	**05492**	2,45	**05612**
GFR DN100 female / SG DN65	1,91	**05495**		**05615**
GFR DN100 female / SG DN80	1,23	**05497**		
GFR DN100 female / SG DN100	2,00	**05494**		

Adapter couplings male round thread / SG or DSP with locking ring



In compliance with norm NF E 29-579

In compliance with norm NF E 29-572

In compliance with norm NF S 61-701

Description	Aluminium alloy PN25		Bronze PN25	
	Weight (kg)	Ref	Weight (kg)	Ref
GFR DN20 male / SG DN20	0,14	**05481**	0,36	**05601**
GFR DN20 male / DSP DN40	0,27	**04702**	0,39	**04902**
GFR DN20 male / DSP DN50	0,58	**16373**		
GFR DN80 male / SG DN65	1,09	**05483**		**05603**
GFR DN80 male / SG DN80	1,15	**05484**		**05604**
GFR DN80 male / SG DN100	1,39	**05486**		**05605**
GFR DN100 male / SG DN100		**05485**		



Caps for ventilation couplings



In compliance with norm NF S 61-707

Description	Aluminium alloy	
	Weight (kg)	Ref
Cap for ventilation coupling DN170	0,62	**09360**
Cap for ventilation coupling DN300	1,59	**03810**

Fixed ventilation half-couplings



In compliance with norm NF S 61-707

Description	Aluminium alloy	
	Weight (kg)	Ref
Fixed ventilation half-coupling DN300	1,91	**03807**

Mobile ventilation half-couplings



In compliance with norm NF S 61-707

Description	Aluminium alloy	
	Weight (kg)	Ref
With collar DN170	0,42	**07585**
With collar DN300	2,16	**03039**
For fan MISTRAL DN300		**10150**

Ventilation couplings DN500



Description	Aluminium alloy	
	Weight (kg)	Ref
DN500 male	7,57	**08007**
DN500 female	5,17	**03915**

POK France - ZI Les Guignons - 10400 Nogent-sur-Seine - FRANCE
Tel: +33 (0)3 25 39 84 78 - Fax: +33 (0)3 25 39 84 90 - Email: export@pok.fr - Web: www.pok.fr

Female caps



In compliance with norm DIN 28 450

Description	Aluminium alloy PN16		Stainless steel PN16		Brass PN16	
	Weight (kg)	Ref	Weight (kg)	Ref	Weight (kg)	Ref
MB 50	0,31	**05335**	0,43	**05331**	0,80	**05334**
MB 80	0,14	**05337**	0,84	**05332**	0,88	**05336**
MB 100	0,47	**05339**		**05333**		**05338**

Male caps



In compliance with norm DIN 28 450

Description	Aluminium alloy PN16		Stainless steel PN16		Brass PN16	
	Weight (kg)	Ref	Weight (kg)	Ref	Weight (kg)	Ref
VB 50	0,13	**05324**		**05321**	0,37	**05325**
VB 80	0,28	**05326**	0,30	**05322**	0,88	**05327**
VB 100	0,43	**05328**	0,69	**05323**		**05329**

Female couplings, female thread



In compliance with norm DIN 28 450

In compliance with norm NF E 03-005 ISO R228 DIN 259

Description	Aluminium alloy PN16		Stainless steel PN16		Brass PN16	
	Weight (kg)	Ref	Weight (kg)	Ref	Weight (kg)	Ref
MK 50, 2" BSP female			1,45	**05311**	0,73	**05315**
MK 80, 3" BSP female	0,59	**05316**	0,23	**05312**	1,47	**05317**
MK 100, 4" BSP female	0,97	**05318**	2,44	**05313**	2,66	**05319**

Male couplings, female thread



In compliance with norm DIN 28 450

In compliance with norm NF E 03-005 ISO R228 DIN 259

Description	Aluminium alloy PN16		Stainless steel PN16		Brass PN16	
	Weight (kg)	Ref	Weight (kg)	Ref	Weight (kg)	Ref
VK 50, 2" BSP female		**05304**		**05301**	0,36	**05305**
VK 80, 3" BSP female	0,26	**05306**	0,72	**05302**	0,76	**05307**
VK 100, 4" BSP female	0,35	**05308**	1,01	**05303**	1,16	**05309**

Adaptater couplings Tankwagen / SG



In compliance with norm DIN 28 450

Description	Aluminium alloy PN16		Brass PN16	
	Weight (kg)	Ref	Weight (kg)	Ref
MK 50 - SG DN50			1,31	**09372**
MK 80 - SG DN80	1,24	**09370**		**09373**
MK 100 - SG DN100	1,99	**09371**		**09374**

Fixed half-couplings with female thread



In compliance with norm NF E 03-005 ISO R228 DIN 259 — In compliance with norm DIN 14 306 — In compliance with norm DIN 14 307 — In compliance with norm DIN 14 308 — In compliance with norm DIN 14 309 — In compliance with norm NFPA 1963

Description	Norm	Aluminium alloy PN16		Stainless steel PN16		Brass PN16	
		Weight (kg)	Ref	Weight (kg)	Ref	Weight (kg)	Ref
D/25, 1" BSP female	DIN 14 306	0,28	**05030**	0,25	**05230**	0,23	**05130**
C/52, 1.5" BSP female		0,08	**05032**			0,85	**05132**
C/52, 2" BSP female	DIN 14 307	0,27	**05033**	0,78	**05233**	0,82	**05133**
B/75, 2" BSP female		0,43	**05041**				
B/75, 2.5" BSP female	DIN 14 308	0,41	**05034**	1,22	**05234**	1,26	**05134**
B/75, 3" BSP female		0,42	**05035**	1,27	**05235**		**05135**
A/110, 4" BSP female		1,10	**05037**	3,56	**05237**		**05137**
A/110, 4.5" BSP female	DIN 14 309	1,12	**05038**				**05138**
DN38 / 1.5", 1.5" BSP female		0,15	**08186**				
DN100 / 4", 4" BSP female	NFPA 1963	0,87	**08188**				
DN125 / 5", 5" BSP female	NFPA 1963	1,39	**08189**				
DN150 / 6", 6" BSP female (with three lugs)		1,77	**05039**				**05139**
DN165, 6" BSP female		2,49	**34701**				
DN205 / 8", 8" BSP female (with three lugs)		4,22	**35971**				
DN250 / 10", 10" BSP female (with three lugs)		5,77	**35980**				

Fixed half-couplings, male thread

In compliance with norm NF E 03-005 ISO R228 DIN 259



Description	Aluminium alloy PN16		Brass PN16	
	Weight (kg)	Ref	Weight (kg)	Ref
D/25, 1" BSP male	0,07	**05020**	0,20	**05120**
C/52, 1.5" BSP male	0,25	**05022**	0,83	**05122**
C/52, 2" BSP male	0,24	**05023**		**05123**
B/75, 2" BSP male		**16082**		
B/75, 2.5" BSP male		**05024**		**05124**
B/75, 3" BSP male	0,38	**05025**		**05125**
A/110, 4" BSP male	0,37	**05027**		**05127**
DN38 / 1.5", 1.5" BSP male	0,39	**08182**		
DN100 / 4", 4" BSP male	0,69	**08184**		
DN125 / 5", 5" BSP male		**08185**		
DN150 / 6", 6" BSP male (with three lugs)		**05029**		**05129**

Half-couplings with double-ribbed hose shank



In compliance with norm DIN 14 301 — In compliance with norm DIN 14 321 — In compliance with norm DIN 14 322 — In compliance with norm DIN 14 323 — In compliance with norm NFPA 1963

Description	Norm	Aluminium alloy PN16		Brass PN16	
		Weight (kg)	Ref	Weight (kg)	Ref
D/25, double-ribbed hose shank Ø25	DIN 14 301	0,09	**05010**		**05110**
C/52, double-ribbed hose shank Ø38		0,37	**16195**		
C/52, double-ribbed hose shank Ø45		0,36	**05062**	1,04	**05113**
C/52, double-ribbed hose shank Ø52	DIN 14 321	0,37	**05013**	1,05	**05115**
B/75, double-ribbed hose shank Ø75	DIN 14 322	0,71	**05015**		**05117**
B/75, double-ribbed hose shank Ø70		0,72	**05063**		
A/110, double-ribbed hose shank Ø100		1,74	**05042**		**05119**
A/110, double-ribbed hose shank Ø110	DIN 14 323	1,69	**05017**		
DN38 / 1"1/2, double-ribbed hose shank Ø38		0,21	**08178**		
DN100 / 4", double-ribbed hose shank Ø100 (with lock)	NFPA 1963		**08180**		
DN125 / 5", double-ribbed hose shank Ø125 (with lock)	NFPA 1963		**08181**		
DN150 / 6", double-ribbed hose shank Ø150 (with three lugs)		2,62	**05019**		
DN150 / 6", double-ribbed hose shank Ø151 (with three lugs)		2,73	**22113**		
DN205 / 8", double-ribbed hose shank Ø205 (with three lugs)		5,93	**35792**		
DN250 / 10", double-ribbed hose shank Ø254 (with three lugs, short version)		8,68	**35997**		
DN250 / 10", double-ribbed hose shank Ø254 (with three lugs, long version)		12,08	**35987**		

POK France - ZI Les Guignons - 10400 Nogent-sur-Seine - FRANCE
Tel: +33 (0)3 25 39 84 78 - Fax: +33 (0)3 25 39 84 90 - Email: export@pok.fr - Web: www.pok.fr

Half-couplings with multi-serrated hose shank



In compliance with norm NFPA 1963

Désignation	Norme	Aluminium PN16	
		Masse (kg)	Ref
D/25 with multi-serrated hose shank Ø 25, 31 mm long		0,10	**39360**
D/25 with multi-serrated hose shank Ø 25, 59 mm long		0,10	**39360**
C/52 with multi-serrated hose shank Ø 52		0,45	**05160**
C/52 with multi-serrated hose shank Ø 45, 32 mm long		0,35	**39376**
C/52 with multi-serrated hose shank Ø 45, 72 mm long		0,36	**39376**
C/52 with multi-serrated hose shank Ø 52, 23 mm long		0,34	**39362**
B/75 with multi-serrated hose shank Ø 70, 42 mm long		0,63	**39378**
B/75 with multi-serrated hose shank Ø 78		0,85	**05161**
B/75 with multi-serrated hose shank Ø 70, 87 mm long		0,54	**39378**
B/75 with multi-serrated hose shank Ø 75, 25 mm long		0,58	**39364**
A/110 with multi-serrated hose shank Ø 102		1,59	**05162**
A/110 with multi-serrated hose shank Ø 110, 71 mm long		1,48	**39366**
A/110 with multi-serrated hose shank Ø 110, 121 mm long		1,57	**39004**
A/110 with multi-serrated hose shank Ø 110, 170 mm long		1,58	**39004**
A/110 with multi-serrated hose shank Ø 110, 120 mm long		1,49	**39366**
DN38 / 1"1/2, with multi-serrated hose shank Ø 35		0,18	**16536**
DN125 / 5" with multi-serrated hose shank Ø 102 (NFPA 1963)		2,13	**35733**

Caps with triangle for fire hydrants



In compliance with norm DIN 14 317

In compliance with norm DIN 14 318

In compliance with norm DIN 14 319

Description	Norm	Aluminium alloy PN16	
		Weight (kg)	Ref
C/52, round male thread 50 x 1/6	DIN 14 317		**08384**
B/75, round male thread 65 x 1/6	DIN 14 318		**08385**
A/110, round male thread 105 x 1/4	DIN 14 319		**08386**

Caps, swivel with chain



In compliance with norm DIN 14 310

In compliance with norm DIN 14 311

In compliance with norm DIN 14 312

In compliance with norm DIN 14 313

Description	Norm	Aluminium alloy PN16		Stainless steel PN16		Brass PN16	
		Weight (kg)	Ref	Weight (kg)	Ref	Weight (kg)	Ref
D/25	DIN 14 310	0,37	**05040**	0,26	**05240**	0,27	**05140**
C/52	DIN 14 311	0,09	**05043**	0,87	**05243**	0,91	**05143**
B/75	DIN 14 312	0,54	**05045**	1,38	**05244**	1,41	**05145**
A/110	DIN 14 313	1,34	**05047**	3,66	**05245**		**05147**
DN38 / 1.5"			**08190**				
DN100 / 4"	NFPA 1963	0,95	**08192**				
DN125 / 5"	NFPA 1963	1,70	**08193**				
DN150 / 6" (with three lugs)		2,14	**05049**				**05149**
DN205 / 8" (with three lugs)		4,95	**35972**				

Half-couplings with double-ribbed shank for discharge



In compliance with norm DIN 14 300 — In compliance with norm DIN 14 302 — In compliance with norm DIN 14 303

Description	Norm	Aluminium alloy PN16		Brass PN16	
		Weight (kg)	Ref	Weight (kg)	Ref
C/52, double-ribbed hose shank Ø52	DIN 14 302		**05003**		**05103**
B /75, double-ribbed hose shank Ø75	DIN 14 303		**05005**		**05105**
A/110, double-ribbed hose shank Ø110	DIN 14 300		**05007**		**05107**

STORZ Coupling protections



Description	Polyethylene	
	Weight (kg)	Ref
STORZ Protection C/52 - Red	0,075	**28173**
STORZ Protection C/52 - Yellow	0,075	**28174**
STORZ Protection C/52 - Blue	0,075	**28175**

The Storz coupling protection is fixed on the external part of the nut of the coupling. It allows the hose equipped with the Storz coupling protected this way to pass the edge of pavements without the coupling remaining attached to it.

Fixed half-couplings for fire hydrants



In compliance with norm NF E 03-005 ISO R228 DIN 259 — In compliance with norm DIN 14 317 — In compliance with norm DIN 14 318 — In compliance with norm DIN 14 319

Description	Norm	Aluminium alloy PN16	
		Weight (kg)	Ref
C/52, 2" BSP male	DIN 14 317		**08381**
B/75, 2.5" BSP male	DIN 14 318		**08382**
A/110, 4" BSP male	DIN 14 319		**08383**

Fastening bases for STORZ



Description	POM	
	Weight (kg)	Ref
D/25 - C/52	0,060	**22376**
C/52 - B/75	0,093	**22375**
B/75 - A/110	0,176	**22374**

Female fixed half-couplings with lock



In compliance with norm NF E 03-005 ISO R228 DIN 259

Description	Aluminium alloy PN16	
	Weight (kg)	Ref
C/52, 1.5" BSP female		**16078**
C/52, 2" BSP female	0,36	**07150**
B/75, 2.5" BSP female	0,46	**07151**
B/75, 3" BSP female	0,44	**07152**
A/110, 4" BSP female	1,14	**07153**
DN100 / 4", 4" BSP female (NFPA 1963)	0,88	**08188**
DN125 / 5", 5" BSP female (NFPA 1963)		**11023**
DN150 / 6", 6" BSP female	1,82	**07154**

POK France - ZI Les Guignons - 10400 Nogent-sur-Seine - FRANCE
Tel: +33 (0)3 25 39 84 78 - Fax: +33 (0)3 25 39 84 90 - Email: export@pok.fr - Web: www.pok.fr

Half-coupling with male swivel shank and lock



In compliance with norm NF E 03-005 ISO R228 DIN 259

Description	Aluminium alloy PN16	
	Weight (kg)	Ref
C/52, 2" BSP male		**09087**
B/75, 2.5" BSP male	0,70	**09088**
A/110, 4" BSP male	1,25	**09089**
DN100 / 4", 4" BSP male (NFPA 1963)	0,89	**08394**
DN125 / 5", 5" BSP male (NFPA 1963)		**08395**
DN150 / 6", 6" BSP male		**08396**
DN205 / 8", 8" BSP male	3,08	**35929**

Swivel half-couplings with female thread



In compliance with norm NF E 03-005 ISO R228 DIN 259

Description	Aluminium alloy PN16	
	Weight (kg)	Ref
C/52, 1.5" BSP female	0,38	**16431**
C/52, 2" BSP female		**09336**
B/75, 2" BSP female	0,45	**05044**
B/75, 2.5" BSP female	0,52	**09337**
B/75, 3" BSP female		**09338**
A/110, 4" BSP female	1,71	**09339**
DN125 / 5", 4" BSP female	1,72	**35704**
DN150 / 6", 4.5" BSP female	2,48	**37200**

Swivel half-couplings with male thread



In compliance with norm NF E 03-005 ISO R228 DIN 259

Description	Aluminium alloy PN16	
	Weight (kg)	Ref
C/52, 1.5" BSP male	0,35	**09343**
C/52, 2" BSP male	0,42	**09333**
B/75, 2.5" BSP male	0,62	**09334**
A/110, 2.5" BSP male	1,39	**32986**
A/110, 4" BSP male	1,39	**09335**
DN100 / 4", 4" BSP male (with lock) (NFPA 1963)		**08195**
DN125 / 5", 4" BSP male (NFPA 1963)	1,81	**35723**
DN125 / 5", 5" BSP male (with lock) (NFPA 1963)		**08196**
DN125 / 5", 4.5" BSP male (short version) (NFPA 1963)	1,66	**33192**
DN125 / 5", 4.5" BSP male (long version) (NFPA 1963)	1,85	**35712**
DN150 / 6", 4.5" BSP male	2,45	**35698**

Adaptater couplings Storz / Storz



In compliance with norm DIN 14 341
In compliance with norm DIN 14 342
In compliance with norm DIN 14 343
In compliance with norm NEN 3374

Description	Norm	Aluminium alloy PN16	
		Weight (kg)	Ref
C/52 - D/25	DIN 14 341	0,32	**08197**
DN38, swivel - D/25, swivel			**30043**
DN65 (NEN), swivel - DN38, swivel			**08318**
DN65 (NEN) - DN38			**35851**
B/75 - C/52	DIN 14 342	0,61	**08198**
DN100 - DN65 (NEN)			**08319**
A/110 - B/75	DIN 14 343	1,59	**08199**
A/110, swivel - DN100, swivel			**35703**
DN125 - A/110			**37181**
DN125, swivel - DN65 (NEN), swivel			**30046**
DN125 - DN65 (NEN)			**29736**
DN125 / 5" - DN100 / 4"			**08320**
DN150 - A/110			**35702**
DN150, swivel - DN125, swivel			**32131**

Adaptater couplings Storz (swivel) / SG with locking ring



In compliance with norm NF E 29-572

Description	Aluminium alloy PN16	
	Weight (kg)	Ref
C/52 - SG DN50	0,85	**05051**
C/52 - SG DN65	0,85	**05059**
C/52 - SG DN80	1,10	**05052**
B/75 - SG DN50	1,02	**05053**
B/75 - SG DN65	1,24	**05054**
B/75 - SG DN80	1,28	**05055**
B/75 - SG DN100	1,64	**05056**
A/110 - SG DN80		**05057**
A/110 - SG DN100	2,58	**05058**



POK France - ZI Les Guignons - 10400 Nogent-sur-Seine - FRANCE
Tel: +33 (0)3 25 39 84 78 - Fax: +33 (0)3 25 39 84 90 - Email: export@pok.fr - Web: www.pok.fr

Special fixed Storz couplings with female thread



In compliance with norm GB 125 14.2 — In compliance with norm NEN 3374 — In compliance with norm NF E 03-005 ISO R228 DIN 259

Type	Description	Aluminium alloy PN16	
		Weight (kg)	Ref
Beijing	Storz DN65, 2" BSP female	0,45	**14088**
Beijing	Storz DN65, 2" BSP female (long version)	0,68	**19821**
Beijing	Storz DN65, 2.5" BSP female	0,37	**14089**
Greece	Storz DN45, 2" BSP female	0,28	**18082**
NEN	Storz DN65, 2" BSP female	0,39	**14952**
NEN	Storz DN65, 2.5" BSP female	0,38	**08187**

Special fixed Storz couplings with male thread



In compliance with norm NEN 3374 — In compliance with norm NF E 03-005 ISO R228 DIN 259

Type	Description	Aluminium alloy PN16	
		Weight (kg)	Ref
NEN	Storz DN65, 2.5" BSP male	0,95	**08183**

Special Storz coupling with multi-serrated or double-ribbed hose shank



In compliance with norm GB 125 14.2 — In compliance with norm NEN 3374

Type	Description	Aluminium alloy PN16	
		Weight (kg)	Ref
Beijing	Storz DN65, multi-serrated hose shank Ø70	0,72	**21683**
NEN	Storz DN65, double-ribbed hose shank Ø65		**08179**

Special swivel Storz couplings



In compliance with norm NEN 3374 — In compliance with norm NF E 03-005 ISO R228 DIN 259

Type	Description	Aluminium alloy PN16	
		Weight (kg)	Ref
Greece	Storz DN45, 1.5" BSP male	0,28	**18081**
NEN	Storz DN65, 2" BSP female	0,51	**28515**
NEN	Storz DN65, ISO M70 x 150 male	0,43	**28485**
NEN	Storz DN65, 2.5" BSP male		**08194**

Special swivel Storz cap with chain



In compliance with norm NEN 3374

Type	Description	Aluminium alloy PN16	
		Weight (kg)	Ref
NEN	Storz DN65	0,47	**08191**

NST-NH female thread couplings, double-ribbed hose shank



In compliance with norm NFPA 1963

Description	Aluminium alloy PN16	
	Weight (kg)	Ref
1.5" NST-NH female, double-ribbed hose shank Ø45	0,19	**07701**
2.5" NST-NH female, double-ribbed hose shank Ø70	0,36	**03539**
4" NST-NH female, double-ribbed hose shank Ø110	1,33	**07712**

NST-NH female thread couplings, BSP female thread



In compliance with norm NFPA 1963

In compliance with norm NF E 03-005 ISO R228 DIN 259

Description	Aluminium alloy PN16	
	Weight (kg)	Ref
1.5" NST-NH female, 1.5" BSP female	0,25	**07707**
1.5" NST-NH female, 2" BSP female	0,20	**07708**
2.5" NST-NH female, 2" BSP female	0,41	**02201**
2.5" NST-NH female, 2.5" BSP female	0,35	**03541**
4" NST-NH female, 4" BSP female	1,26	**07716**

NST-NH female thread couplings, BSP male thread



In compliance with norm NFPA 1963

In compliance with norm NF E 03-005 ISO R228 DIN 259

Description	Aluminium alloy PN16	
	Weight (kg)	Ref
1.5" NST-NH female, 1.5" BSP male	0,20	**07705**
1.5" NST-NH female, 2" BSP male		**07706**
2.5" NST-NH female, 2.5" BSP male	0,41	**03540**
4" NST-NH female, 4" BSP male	1,10	**07715**
6" NST-NH female, 6" BSP male		**28741**

NST-NH male thread couplings, double-ribbed hose shank



In compliance with norm NFPA 1963

Description	Aluminium alloy PN16	
	Weight (kg)	Ref
1.5" NST-NH male, double-ribbed hose shank Ø45	0,20	**03495**
2.5" NST-NH male, double-ribbed hose shank Ø70	0,37	**03496**
4" NST-NH male, tripple-ribbed hose shank Ø110	1,09	**07711**

NST-NH male thread coupling, NST-NH female thread



In compliance with norm NFPA 1963

Description	Aluminium alloy PN16	
	Weight (kg)	Ref
1" NST-NH male, 1.5" NST-NH female		**08316**
1.5" NST-NH male, 2.5" NST-NH female	0,70	**03452**
5" NST-NH male, 6" NST-NH female	2,90	**19419**
6" NST-NH male, 6" NST-NH female	3,39	**19417**

POK France - ZI Les Guignons - 10400 Nogent-sur-Seine - FRANCE
Tel: +33 (0)3 25 39 84 78 - Fax: +33 (0)3 25 39 84 90 - Email: export@pok.fr - Web: www.pok.fr

Adaptater couplings male NST-NH / male thread BSP



In compliance with norm NFPA 1963

In compliance with norm NF E 03-005 ISO R228 DIN 259

Description	Aluminium alloy PN16	
	Weight (kg)	Ref
1.5" NST-NH male / 1.5" BSP male	0,14	**03506**
1.5" NST-NH male / 2" BSP male	0,19	**07702**
2.5" NST-NH male / 2" BSP male	0,37	**01626**
2.5" NST-NH male / 2.5" BSP male	0,29	**03507**
4.0" NST-NH male / 4" BSP male	0,85	**07713**

NST-NH thread caps



In compliance with norm NFPA 1963

Description	Aluminium alloy PN16		Bronze PN16	
	Weight (kg)	Ref	Weight (kg)	Ref
1.5" NST-NH male	0,18	**03518**		
2.5" NST-NH male	0,34	**03511**		
1.5" NST-NH female	0,10	**03520**		
2.5" NST-NH female	0,33	**03546**	1,08	**14794**
4.0" NST-NH female	0,70	**08374**		
4.5" NST-NH female			2,60	**21593**

Adapter ring male thread NST-NH / male thread NST-NH



In compliance with norm NFPA 1963

Description	Aluminium alloy PN16	
	Weight (kg)	Ref
1.0" NST-NH male / 1.0" NST-NH male	0,14	**19425**
1.5" NST-NH male / 1.5" NST-NH male	0,14	**01825**
2.5" NST-NH male / 2.5" NST-NH male	0,32	**01828**
3.0" NST-NH male / 3.0" NST-NH male	0,53	**19426**
3.0" NST-NH male / 3.5" NST-NH male	0,64	**19428**
3.5" NST-NH male / 3.5" NST-NH male	0,83	**19427**
4.0" NST-NH male / 4.0" NST-NH male	1,05	**19429**
5.0" NST-NH male / 5.0" NST-NH male	1,39	**19430**
5.0" NST-NH male / 6.0" NST-NH male	1,89	**19432**
6.0" NST-NH male / 6.0" NST-NH male	2,38	**19431**

Adapter ring female thread NST-NH / female thread BSP



In compliance with norm NFPA 1963

In compliance with norm NF E 03-005 ISO R228 DIN 259

Description	Aluminium alloy PN16		Bronze PN16	
	Weight (kg)	Ref	Weight (kg)	Ref
1.0" NST-NH female / 1" BSP female	0,10	**08302**		
1.5" NST-NH female / 1.5" BSP female	0,42	**01862**		
2.5" NST-NH female / 2.5" BSP female	0,29	**03451**		
3.0" NST-NH female / 2.5" BSP female	0,27	**03450**		
3.0" NST-NH female / 4" BSP female	0,44	**03557**		
4.0" NST-NH female / 4" BSP female	0,57	**03449**		
4.5" NST-NH female / 4" BSP female	0,77	**07710**	1,49	**02814**

Adapter ring female thread NST-NH / male thread BSP



In compliance with norm NFPA 1963

In compliance with norm NF E 03-005 ISO R228 DIN 259

Description	Aluminium alloy PN16	
	Weight (kg)	Ref
2.5" NST-NH female / 2.5" BSP male	0,24	**01625**

Adapter ring female thread NPSH / female thread BSP



In compliance with norm NFPA 1963

In compliance with norm NF E 03-005 ISO R228 DIN 259

Description	Aluminium alloy PN16	
	Weight (kg)	Ref
1.0" NPSH female / 1" BSP female	0,10	**08303**

Adapter ring male thread NST-NH / female thread BSP



In compliance with norm NFPA 1963

In compliance with norm NF E 03-005 ISO R228 DIN 259

Description	Aluminium alloy PN16		Bronze PN16	
	Weight (kg)	Ref	Weight (kg)	Ref
1.5" NST-NH male / 1.5" BSP female	0,10	**10879**	0,32	**01863**
1.5" NST-NH male / 2" BSP female	0,16	**07703**		
2.5" NST-NH male / 2" BSP female	0,24	**10386**		
2.5" NST-NH male / 2.5" BSP female	0,26	**07704**		
3.0" NST-NH male / 2.5" BSP female	0,20	**08948**		
4.0" NST-NH male / 4" BSP female	0,76	**07714**		
6.0" NST-NH male / 6" BSP female	1,30	**28514**		



POK France - ZI Les Guignons - 10400 Nogent-sur-Seine - FRANCE
Tel: +33 (0)3 25 39 84 78 - Fax: +33 (0)3 25 39 84 90 - Email: export@pok.fr - Web: www.pok.fr

Double swivel couplings with female thread NST-NH

In compliance with norm NFPA 1963



Description	Aluminium alloy PN16	
	Weight (kg)	Ref
1.5" NST-NH female / 1.5" NST-NH female	0,28	**01824**
1.5" NST-NH female/ 2.5" NST-NH female	0,42	**18924**
2.5" NST-NH female / 2.5" NST-NH female	0,62	**01821**
2.5" NST-NH female/ 3.0" NST-NH female	0,86	**19156**
2.5" NST-NH female/ 3.5" NST-NH female	1,14	**19158**
2.5" NST-NH female/ 4.0" NST-NH female	1,42	**19210**
2.5" NST-NH female/ 4.5" NST-NH female	2,45	**19212**
2.5" NST-NH female/ 5.0" NST-NH female	2,24	**19214**
2.5" NST-NH female/ 6.0" NST-NH female	2,73	**19146**
3.0" NST-NH female/ 3.0" NST-NH female	1,06	**19160**
3.0" NST-NH female / 3.5" NST-NH female	1,32	**19162**
3.0" NST-NH female/ 4.0" NST-NH female	1,62	**19164**
3.0" NST-NH female/ 4.5" NST-NH female	2,59	**19204**
3.0" NST-NH female/ 5.0" NST-NH female	2,34	**19206**
3.0" NST-NH female/ 6.0" NST-NH female	2,85	**19208**
3.5" NST-NH female/ 3.5" NST-NH female	1,58	**19166**
3.5" NST-NH female/ 4.0" NST-NH female	1,83	**19168**
3.5" NST-NH female/ 4.5" NST-NH female	2,78	**19170**
3.5" NST-NH female/ 5.0" NST-NH female	2,59	**19200**
3.5" NST-NH female/ 6.0" NST-NH female	3,08	**19202**
4.0" NST-NH female/ 4.0" NST-NH female	1,90	**19178**
4.0" NST-NH female/ 4.5" NST-NH female	2,85	**19180**
4.0" NST-NH female/ 5.0" NST-NH female	2,59	**19142**
4.0" NST-NH female/ 6.0" NST-NH female	3,10	**19198**
4.5" NST-NH female/ 4.5" NST-NH female	3,69	**19140**
4.5" NST-NH female/ 5.0" NST-NH female	3,36	**19188**
4.5" NST-NH female/ 6.0" NST-NH female	3,77	**19190**
5.0" NST-NH female/ 5.0" NST-NH female	3,00	**19144**
5.0" NST-NH female/ 6.0" NST-NH female	3,43	**19192**
6.0" NST-NH female/ 6.0" NST-NH female	3,50	**19194**



1/2 Coupling ULC fast connection DN38, male thread 1''1/2 BSP



Description	Aluminium alloy PN16	
	Weight (kg)	Ref
1/2 Coupling ULC fast connection DN38, male thread 1''1/2 BSP	0,09	**37699**

1/2 Coupling ULC fast connection DN38, female thread 1''1/2 BSP



Description	Aluminium alloy PN16	
	Weight (kg)	Ref
1/2 Coupling ULC fast connection DN38, female thread 1''1/2 BSP	0,08	**37701**

1/2 Coupling ULC fast connection DN38, crimping ferrule



Description	Aluminium alloy PN16	
	Weight (kg)	Ref
1/2 Coupling ULC fast connection DN38, crimping ferrule	0,15	**31416**



POK France - ZI Les Guignons - 10400 Nogent-sur-Seine - FRANCE
Tel: +33 (0)3 25 39 84 78 - Fax: +33 (0)3 25 39 84 90 - Email: export@pok.fr - Web: www.pok.fr

"Instantaneous" female couplings



In compliance with norm BS 336

In compliance with norm NF E 03-005 ISO R228 DIN 259

Description	Aluminium alloy PN16		Bronze PN16	
	Weight (kg)	Ref	Weight (kg)	Ref
1.5" Instantaneous female, 1" BSP male		**28517**		
1.5" Instantaneous female, 1.5" BSP female		**28518**		
1.5" Instantaneous female, 2" BSP female	0,29	**10239**		
2.5" Instantaneous female, 2" BSP male		**07794**		
2.5" Instantaneous female, 2.5" BSP male	0,74	**07795**		
2.5" Instantaneous female, 2" BSP female	0,66	**07792**		
2.5" Instantaneous female, 2.5" BSP female	0,68	**07793**		**06373**
2.5" Instantaneous female, double-ribbed hose shank Ø38				**06355**
2.5" Instantaneous female, double-ribbed hose shank Ø45	0,64	**16057**		**16057.BZE**
2.5" Instantaneous female, double-ribbed hose shank Ø65		**16068**		
2.5" Instantaneous female, double-ribbed hose shank Ø70	0,66	**16058**		

"Instantaneous" male couplings



In compliance with norm BS 336

In compliance with norm NF E 03-005 ISO R228 DIN 259

Description	Aluminium alloy PN16		Bronze PN16	
	Weight (kg)	Ref	Weight (kg)	Ref
1.5" Instantaneous male, 1" BSP male		**28516**		
1.5" Instantaneous male, 1.5" BSP female	0,16	**10222**		
2.5" Instantaneous male, 1" BSP male	0,52	**07797**		
2.5" Instantaneous male, 2" BSP male		**07798**		
2.5" Instantaneous male, 2.5" BSP male	0,35	**07799**		
2.5" Instantaneous male, ISO M70 x 150 male	0,29	**01681**		
2.5" Instantaneous male, 1.5" BSP female	0,37	**07796**		
2.5" Instantaneous male, 2" BSP female	0,29	**01678**		
2.5" Instantaneous male, 2.5" BSP female	0,27	**07800**		
2.5" Instantaneous male, double-ribbed hose shank Ø38				**06356**
2.5" Instantaneous male, double-ribbed hose shank Ø45	0,32	**01896**	1,09	**01896.BZE**
2.5" Instantaneous male, double-ribbed hose shank Ø65		**16069**		
2.5" Instantaneous male, double-ribbed hose shank Ø70	0,35	**16059**		

Swivel BSRT 4" female round thread coupling



In compliance with norm BS 336

In compliance with norm NF E 03-005 ISO R228 DIN 259

Designation	Aluminium PN16	
	Masse (kg)	Ref
4" BSRT female, swivel double-ribbed hose shank Ø102	1,74	**07807**
4" BSRT female, swivel multi-serrated hose shank Ø103,5	1,84	**07806**
4" BSRT female, swivel multi-serrated hose shank Ø110	2,20	**07805**
4" BSRT female, swivel 4" BSP male	1,87	**07808**
4" BSRT female, swivel 2"1/2 BSP female	1,74	**27310**
4" BSRT female, swivel 4" BSP female	1,54	**07809**
5" BSRT female, swivel 4" BSP male	2,09	**28102**
5" BSRT female, swivel 4" BSRT male	2,09	**27580**
5" BSRT female, swivel 5" BSRT female	3,4	**27546**
5"1/2 BSRT female, swivel multi-serrated hose shank Ø110	2,37	**31373**
5"1/2 BSRT female, swivel multi-serrated hose shank Ø141,3	2,29	**32474**
5"1/2 BSRT female, swivel 4" BSP male	1,82	**32955**
5"1/2 BSRT female, swivel 4" BSP female	2,03	**32957**
6" BSRT female, swivel 4" BSRT male	4,31	**27258**

BSRT 4" male round thread coupling



In compliance with norm BS 336

In compliance with norm NF E 03-005 ISO R228 DIN 259

Designation	Aluminium PN16	
	Masse (kg)	Ref
4" BSRT male, fixed double-ribbed hose shank Ø102	0,98	**07804**
4" BSRT male, fixed multi-serrated hose shank Ø102		**10395**
4" BSRT male, fixed multi-serrated hose shank Ø103,5	1,20	**07070**
4" BSRT male, fixed multi-serrated hose shank Ø110	1,53	**07025**
4" BSRT male, fixed 4" BSP male	0,64	**07801**
4" BSRT male, fixed 4" BSRT male	1,04	**27262**
4" BSRT male, fixed 2"1/2 BSP female	1,33	**27308**
4" BSRT male, fixed 4" BSP female	0,60	**07802**
5" BSRT male, fixed 4" BSP male	1,84	**28172**
5" BSRT male, swivel 4" BSRT female	3,00	**27642**
5" BSRT male, fixed 5" BSRT male	2,15	**27544**
5"1/2 BSRT male, fixed multi-serrated hose shank Ø110	2,35	**31369**
5"1/2 BSRT male, fixed multi-serrated hose shank Ø141,3	2,39	**32483**
5"1/2 BSRT male, fixed 4" BSP male	1,96	**33985**
6" BSRT male, fixed 4" BSP male	2,17	**27232**

"Instantaneous" female cap



In compliance with norm BS 336

Description	Aluminium alloy PN16	
	Weight (kg)	Ref
2.5" Instantaneous female	0,63	**22425**

"Instantaneous" male cap



In compliance with norm BS 336

Description	Aluminium alloy PN16	
	Weight (kg)	Ref
2.5" Instantaneous male	0,32	**16290**

BSRT 4" round thread cap



In compliance with norm BS 336

Description	Aluminium alloy PN16		Bronze PN16	
	Weight (kg)	Ref	Weight (kg)	Ref
4" BSRT female	1,13	**31830**	2,59	**24276**
4" BSRT male	1,29	**31825**		
5.5" BSRT female	0,99	**20076**		

POK France - ZI Les Guignons - 10400 Nogent-sur-Seine - FRANCE
Tel: +33 (0)3 25 39 84 78 - Fax: +33 (0)3 25 39 84 90 - Email: export@pok.fr - Web: www.pok.fr

Barcelona couplings with female thread BSP



In compliance with norm Spanish UNE 23400-2

Description	Aluminium alloy PN16	
	Weight (kg)	Ref
DN25, 1" BSP female	0,07	**34678**
DN45, 1.5" BSP female	0,17	**35198**
DN70, 2.5" BSP female	0,31	**24535**



Gost caps



In compliance with norm GOST 28352-89

Description	Aluminium alloy PN16		Bronze PN16	
	Weight (kg)	Ref	Weight (kg)	Ref
Gost DN50, with chain	0,32	**22062**		
Gost DN70, with chain	0,48	**22060**		
Gost DN80, with chain	0,59	**22064**		
Gost DN100, with chain	1,17	**22083**		
Gost DN150, with chain			5,98	**32313**

Swivel Gost couplings with multi-serrated hose shank



In compliance with norm GOST 28352-89

Description	Aluminium alloy PN16	
	Weight (kg)	Ref
Gost DN50, multi-serrated hose shank Ø45	0,35	**31291**
Gost DN50, multi-serrated hose shank Ø52		**22844**
Gost DN70, multi-serrated hose shank Ø70	0,68	**31293**
Gost DN80, multi-serrated hose shank Ø75	0,66	**22845**
Gost DN100, multi-serrated hose shank Ø101	1,34	**22078**
Gost DN100, multi-serrated hose shank Ø110	1,44	**30727**
Gost DN125, multi-serrated hose shank Ø125	1,68	**31296**
Gost DN150, multi-serrated hose shank Ø152	2,25	**22102**

Swivel Gost couplings



In compliance with norm GOST 28352-89

In compliance with norm NF E 03-005 ISO R228 DIN 259

Description	Aluminium alloy PN16	
	Weight (kg)	Ref
Swiveling Gost DN50, 2" BSP male	0,36	**19801**
Swiveling Gost DN70, 2" BSP male	0,47	**21126**
Swiveling Gost DN80, 2.5" BSP male	0,55	**19684**
Swiveling Gost DN100, 4" BSP male	1,29	**23276**
Swiveling Gost DN125, 4" BSP male	1,60	**31298**
Swiveling Gost DN125, 4" BSP female	1,50	**31297**
Swiveling Gost DN150, 6" BSP male	2,29	**31459**

Gost couplings with female thread BSP



In compliance with norm GOST 28352-89

In compliance with norm NF E 03-005 ISO R228 DIN 259

Description	Aluminium alloy PN16		Brass PN16	
	Weight (kg)	Ref	Weight (kg)	Ref
Gost DN25, 1" BSP female	0,062	**32662**		
Gost DN50, 2" BSP female	0,21	**15848**		**18821**
Gost DN70, 2" BSP female	0,39	**21131**		
Gost DN80, 2" BSP female				**18822**
Gost DN80, 2.5" BSP female	0,43	**15849**		**18823**
Gost DN80, 3" BSP female		**18819**		
Gost DN100, 4" BSP female	0,68	**22077**		**18820**
Gost DN125, 5" BSP female	1,28	**31280**		

POK France - ZI Les Guignons - 10400 Nogent-sur-Seine - FRANCE
Tel: +33 (0)3 25 39 84 78 - Fax: +33 (0)3 25 39 84 90 - Email: export@pok.fr - Web: www.pok.fr

Machino cap



In compliance with norm JIS B 9911.1968

Description	Aluminium alloy PN16	
	Weight (kg)	Ref
Machino DN65 male	0,34	**19657**

Machino female couplings with female thread BSP



In compliance with norm JIS B 9911.1968

In compliance with norm NF E 03-005 ISO R228 DIN 259

Description	Aluminium alloy PN16	
	Weight (kg)	Ref
Machino DN40 female, 1.5" BSP female	0,21	**31230**
Machino DN50 female, 2" BSP female	0,36	**31162**
Machino DN65 female, 1.5" BSP female	0,54	**17965**
Machino DN65 female, 2" BSP female	0,55	**18646**
Machino DN65 female, 2.5" BSP female	0,60	**18647**
Machino DN75 female, 3" BSP female (female coupling DN80, Chinese - norm GB 12514-3)	0,84	**31179**

Machino male couplings with female thread BSP



In compliance with norm JIS B 9911.1968

In compliance with norm NF E 03-005 ISO R228 DIN 259

Description	Aluminium alloy PN16	
	Weight (kg)	Ref
Machino DN65 male, 2" BSP female	0,60	**17843**
Machino DN65 male, 2.5" BSP female	0,48	**19642**
Machino DN75 male, 2" BSP female (male coupling DN80, Chinese - norm GB 12514-3)	0,62	**18648**
Machino DN75 male, 2.5" BSP female (male coupling DN80, Chinese - norm GB 12514-3)	0,63	**27017**

Machino male couplings with male thread BSP



In compliance with norm JIS B 9911.1968

In compliance with norm NF E 03-005 ISO R228 DIN 259

Description	Aluminium alloy PN16	
	Weight (kg)	Ref
Machino DN65 male, 2" BSP male	0,26	**19235**
Machino DN80 male, 2" BSP male (male coupling DN80, Chinese - norm GB 12514-3)	0,62	**25506**

Caps female thread, without chain



In compliance with norm NF E 03-005 ISO R228 DIN 259

Description	Aluminium alloy PN16		Brass PN16	
	Weight (kg)	Ref	Weight (kg)	Ref
DN25, 1" BSP female	0,04	**02414**		
DN32, 1.25" BSP female	0,07	**03586**		
DN40, 1.5" BSP female	0,09	**03587**		
DN50, 2" BSP female	0,21	**02803**		
DN65, 2.5" BSP female	0,18	**01627**	0,60	**03153**
DN80, 3" BSP female		**01455**		
DN100, 4" BSP female	0,42	**03652**		

Male to male adapter ring with 8 faces



In compliance with norm NF E 03-005 ISO R228 DIN 259

Description	Aluminium alloy PN16	
	Weight (kg)	Ref
DN25, 1" BSP male	0,04	**02633**
DN32, 1.25" BSP male		**02634**
DN40, 1.5" BSP male		**02635**
DN50, 2" BSP male	0,17	**03687**
DN65, 2.5" BSP male	0,27	**09345**
DN80, 3" BSP male	0,22	**03689**
DN100, 4" BSP male	0,50	**03638**

Female thread coupling, fixed nut with helicoidal hose shank



In compliance with norm NF E 03-005 ISO R228 DIN 259

Description	Aluminium alloy PN16	
	Weight (kg)	Ref
DN40, 1.5" BSP female	0,16	**01055**

Female thread coupling, swivel nut with helicoidal hose shank



In compliance with norm NF E 03-005 ISO R228 DIN 259

Description	Aluminium alloy PN16	
	Weight (kg)	Ref
DN50, 2" BSP female	0,48	**01056**

POK France - ZI Les Guignons - 10400 Nogent-sur-Seine - FRANCE
Tel: +33 (0)3 25 39 84 78 - Fax: +33 (0)3 25 39 84 90 - Email: export@pok.fr - Web: www.pok.fr

Male thread coupling, with multi-serrated hose shank



In compliance with norm NF E 03-005 ISO R228 DIN 259

Description	Aluminium alloy PN16	
	Weight (kg)	Ref
DN40, 1.5" BSP male, multi-serrated hose shank Ø40	0,13	**01689**
DN50, 2" BSP male, multi-serrated hose shank Ø51	0,15	**02182**
DN65, 2.5" BSP male, multi-serrated hose shank Ø65	0,20	**09344**
DN80, 3" BSP male, multi-serrated hose shank Ø75	0,42	**03690**
DN100, 4" BSP male, multi-serrated hose shank Ø101	0,29	**03482**

Male thread couplings, with multi-serrated hose shank and collar



In compliance with norm NF E 03-005 ISO R228 DIN 259

Description	Aluminium alloy PN16	
	Weight (kg)	Ref
DN50, 2" BSP male, Ø51		**01096**
DN65, 2.5" BSP male, Ø65		**01097**
DN80, 3" BSP male, Ø75	0,94	**01098**
DN100, 4" BSP male, Ø101		**01099**

Male thread couplings, with helicoidal hose shank



In compliance with norm NF E 03-005 ISO R228 DIN 259

Description	Aluminium alloy PN16		Bronze PN16		Stainless steel PN16	
	Weight (kg)	Ref	Weight (kg)	Ref	Weight (kg)	Ref
DN20, 0.75" BSP male					0,17	**01161**
DN25, 1" BSP male					0,24	**01162**
DN32, 1.25" BSP male					0,40	**01163**
DN40, 1.5" BSP male					0,50	**01164**
DN50, 2" BSP male	0,23	**03688**	0,70	**03467**	0,71	**01167**
DN65, 2.5" BSP male	0,34	**02932**		**09325**	1,01	**01165**
DN80, 3" BSP male	0,56	**03691**	1,30	**03488**	1,56	**01045**
DN100, 4" BSP male	0,85	**09346**		**09326**		**01166**

Male thread couplings with smooth hose shank and collar



In compliance with norm NF E 03-005 ISO R228 DIN 259

In compliance with norm VG 85.328

Description	Stainless steel PN16	
	Weight (kg)	Ref
DN25, 1" BSP male	0,17	**01293**
DN32, 1.25" BSP male	0,26	**01294**
DN40, 1.5" BSP male	0,36	**01295**
DN50, 2" BSP male	0,71	**03901**
DN65, 2.5" BSP male	0,77	**01296**
DN80, 3" BSP male (Ø63,4)	1,14	**01348**
DN80, 3" BSP male (Ø75)		**01046**
DN100, 4" BSP male	2,04	**01297**

Adaptater female thread BSP or ISO / female thread BSP or ISO

In compliance with norm
NF E 03-005
ISO R228
DIN 259



Description	Aluminium alloy PN16		Bronze PN16		Stainless steel PN16	
	Weight (kg)	Ref	Weight (kg)	Ref	Weight (kg)	Ref
0.5" BSP female / 0.5" BSP female	0,02	**07020**	0,04	**07100**		
0.75" BSP female / 0.75" BSP female	0,03	**02698**	0,08	**02998**	0,08	**02699**
0.75" BSP female / 1" BSP female	0,04	**02377**				
0.75" BSP female / ISO M45 x 150 female			0,13	**07101**		
0.75" BSP female / 1.5" BSP female	0,06	**07023**	0,16	**16375**		
1" BSP female / 1" BSP female	0,04	**02290**	0,17	**02892**		
1" BSP female / ISO M36 x 200 female	0,05	**02066**	0,09	**02997**	0,38	**02700**
1" BSP female / 1.25" BSP female	0,11	**07021**		**07102**	0,81	**17906**
1" BSP female / 1.5" BSP female	0,13	**01630**	0,24	**16413**	0,94	**16281**
1" BSP female / 2" BSP female	0,22	**16412**				
1.25" BSP female / ISO M35 x 150 female	0,11	**03585**				
1.25" BSP female / ISO M70 x 150 female	0,13	**12933**	0,15	**02996**		
1.25" BSP female / 1.25" BSP female					0,23	**17347**
1.5" BSP female / ISO M35 x 150 female	0,11	**03938**	0,31	**16517**		
1.5" BSP female / ISO M45 x 150 female	0,08	**01581**	0,18	**02243**		
1.5" BSP female / 1.25" BSP female	0,11	**07156**				
1.5" BSP female / 1.5" BSP female	0,08	**07022**	0,19	**02995**	0,26	**17346**
1.5" BSP female / ISO M55 x 300 female		**02640**		**07111**		
1.5" BSP female / 2" BSP female	0,18	**02395**	0,47	**07103**		
1.5" BSP female / 2.5" BSP female	0,30	**02502**		**07104**	0,91	**16145**
1.5" BSP female / 3" BSP female	0,20	**02345**	0,49	**03424**		
2" BSP female / ISO M45 x 150 female	0,17	**02288**	0,27	**07110**		
2" BSP female / 2" BSP female	0,20	**03923**				
2" BSP female / ISO M70 x 150 female	0,16	**07027**	0,40	**02342**		
2" BSP female / 2.5" BSP female	0,19	**02818**	0,61	**07106**		
2" BSP female / 3" BSP female	0,22	**02346**	0,46	**03423**		
2" BSP female / 4" BSP female			0,67	**03425**		
2.5" BSP female / ISO M70 x 150 female	0,22	**01580**	0,49	**02244**		
2.5" BSP female / 2.5" BSP female	0,22	**03371**	0,30	**02231**	0,52	**17171**
2.5" BSP female / 3" BSP female	0,38	**02224**	0,43	**03422**		**02361**
2.5" BSP female / 4" BSP female	0,51	**02924**	0,63	**02371**		
3" BSP female / ISO M70 x 150 female	0,25	**16076**				
3" BSP female / 3" BSP female	0,33	**01091**	1,08	**07109**	0,82	**02336**
3" BSP female / 4" BSP female	0,36	**02923**	0,63	**02370**		
4" BSP female / 4" BSP female	0,64	**01090**	0,64	**02228**	1,07	**02351**
4" BSP female / 4.5" BSP female	0,55	**03253**	1,02	**02227**		
ISO M70 x 150 female / ISO M45 x 150 female		**12839**				
6" BSP female / 4" BSP female	0,92	**16006**				
6" BSP female / 6" BSP female	1,12	**37395**				



POK France - ZI Les Guignons - 10400 Nogent-sur-Seine - FRANCE
Tel: +33 (0)3 25 39 84 78 - Fax: +33 (0)3 25 39 84 90 - Email: export@pok.fr - Web: www.pok.fr

Adaptater female thread BSP or ISO / male thread BSP or ISO

In compliance with norm NF E 03-005 ISO R228 DIN 259



Description	Aluminium alloy PN16		Bronze PN16		Stainless steel PN16	
	Weight (kg)	Ref	Weight (kg)	Ref	Weight (kg)	Ref
0.75" BSP female / 1" BSP male	0,02	**07028**	0,08	**02376**		
0.75" BSP female / 1.25" BSP male	0,09	**07029**		**07113**	0,11	**17907**
1" BSP female / ISO M24 x 200 male	0,06	**35685**				
1" BSP female / 0.75" BSP male			0,22	**33896**		
1" BSP female / 1.25" BSP male	0,05	**07030**	0,12	**07114**		
1" BSP female / 1.5" BSP male	0,11	**03937**				
1" BSP female / ISO M45 x 150 male	0,04	**37025**				
1" BSP female / 2" BSP male	0,25	**12551**				
ISO M35 x 150 female / 1.25" BSP male	0,04	**02291**	0,12	**07122**		
ISO M36 x 200 female / 1" BSP male	0,04	**10678**				
1.25" BSP female / 1.5" BSP male	0,09	**02910**		**07115**		
1.25" BSP female / 2.5" BSP male		**02908**		**07116**		
ISO M45 x 150 female / 1.5" BSP male	0,08	**01582**	0,12	**02054**		
ISO M45 x 150 female / 2" BSP male	0,12	**02065**	0,33	**07123**		
ISO M45 x 150 female / 2.5" BSP male	0,22	**02500**	0,73	**07124**		
1.5" BSP female / ISO M55 x 300 male				**01037**		
1.5" BSP female / 1" BSP male	0,11	**02362**				
1.5" BSP female / 1.25" BSP male			0,23	**01545**		
1.5" BSP female / 2" BSP male	0,10	**02937**	0,24	**07117**		
1.5" BSP female / 2.5" BSP male	0,16	**02643**	0,62	**01034**		
1.5" BSP female / 3" BSP male					1,05	**12855**
2" BSP female / 1.5" BSP male	0,11	**09277**				
2" BSP female / 2" BSP male	0,16	**30963**				
2" BSP female / ISO M70 x 150 male	0,09	**01709**		**07119**		
2" BSP female / 2.5" BSP male	0,23	**02778**	0,64	**07120**		
2" BSP female / 3" BSP male	0,34	**07031**		**07121**	0,74	**03862**
ISO M70 x 150 female / 2" BSP male	0,17	**07034**	0,31	**02341**		
ISO M70 x 150 female / 2.5" BSP male	0,13	**07035**	0,34	**02055**		
ISO M70 x 150 female / 3" BSP male	0,17	**12232**				
2.5" BSP female / 3" BSP male	0,17	**01062**			0,56	**16161**
3" BSP female / 4" BSP male	0,41	**01623**				
3.5" BSP female / 4" BSP male			2,37	**34333**		
4" BSP female / 2" BSP male	0,50	**37119**				
4" BSP female / 2.5" BSP male		**07033**	0,64	**02503**		
4" BSP female / 4" BSP male	0,43	**35710**			1,06	**21023**
4" BSP female / 5" BSP male	0,71	**02972**				
5" BSP female / 4" BSP male	0,54	**32768**				
8" BSP female / 10" BSP male	2,52	**37074**				

Adaptater female thread NPT / female thread BSP

In compliance with norm NF E 03-005 ISO R228 DIN 259



Description	Aluminium alloy PN16		Bronze PN16		Stainless steel PN16	
	Weight (kg)	Ref	Weight (kg)	Ref	Weight (kg)	Ref
0.5" NPT female / 0.5" BSP female					0,04	**12712**
0.75" NPT female / 0.5" BSP female				**10792**		
0.75" NPT female / 0.75" BSP female			0,12	**01036**		**16533**
1" NPT female / 1" BSP female	0,04	**01048**	0,15	**01038**		
1.25" NPT female / 1.25" BSP female				**01039**		
1.5" NPT female / 1.5" BSP female			0,22	**01040**		
1.5" NPT female / 2" BSP female	0,25	**11898**				
2" NPT female / 2" BSP female	0,20	**16581**		**01041**		
2.5" NPT female / 2" BSP female						
2.5" NPT female / 2.5" BSP female	0,29	**16582**	0,53	**01065**		
3" NPT female / 2.5" BSP female			1,21	**12955**		
3" NPT female / 3" BSP female		**01050**	1,07	**01042**		
4" NPT female / 4" BSP female				**01032**		**16629**

Adaptater female thread NPT / male thread BSP or ISO



In compliance with norm NF E 03-005 ISO R228 DIN 259

Description	Aluminium alloy PN16		Bronze PN16	
	Weight (kg)	Ref	Weight (kg)	Ref
2.5" NPT female / 2.5" BSP male				**02984**
2.5" NPT female / ISO M70 x 150 female			0,46	**02240**
3" NPT female / 4" BSP male	0,43	**14475**		
4" NPT female / 4" BSP male		**11003**		

Adaptater male thread BSP or ISO / male thread BSP or ISO

In compliance with norm NF E 03-005 ISO R228 DIN 259



Description	Aluminium alloy PN16		Bronze PN16	
	Weight (kg)	Ref	Weight (kg)	Ref
0.75" BSP male / 0.75" BSP male			0,04	**03131**
1" BSP male / 1" BSP male	0,07	**02633**	0,07	**03130**
1" BSP male / 1.5" BSP male	0,04	**03055**	0,25	**07125**
ISO M36 x 200 male / 2.5" BSP male			0,65	**34171**
1.25" BSP male / 1.25" BSP male		**02634**		
1.5" BSP male / ISO M45 x 150 male	0,05	**01063**		
1.5" BSP male / 1.25" BSP male	0,07	**02292**		
1.5" BSP male / 1.5" BSP male	0,07	**02780**	0,12	**07126**
1.5" BSP male / 2" BSP male	0,11	**03128**		
1.5" BSP male / 2.5" BSP male	0,21	**02777**		
2" BSP male / 2" BSP male	0,16	**03687**		
2" BSP male / 2.5" BSP male	0,23	**02754**	0,74	**07127**
2" BSP male / ISO M45 x 150 male	0,09	**16224**		
2.5" BSP male / 2.5" BSP male	0,25	**02776**	0,49	**07128**
2.5" BSP male / 4" BSP male	0,32	**03254**		
2.5" BSP male / ISO M70 x 150 male	0,11	**02276**		
3" BSP male / 3" BSP male	0,22	**03689**	1,03	**01033**
4" BSP male / 4" BSP male	0,45	**03638**	1,70	**02507**
5" BSP male / 4" BSP male	0,57	**02960**		

Adaptater male thread NPT / female thread BSP or ISO



In compliance with norm NF E 03-005 ISO R228 DIN 259

Description	Aluminium alloy PN16		Bronze PN16	
	Weight (kg)	Ref	Weight (kg)	Ref
1" NPT male / 1" BSP female	0,06	**01049**	0,15	**07836**
1.5" NPT male / 1.5" BSP female			0,43	**01983**
1.5" NPT male / 2" BSP female	0,17	**02474**		**16512**
2" NPT male / 2" BSP female			0,48	**01822**
2.5" NPT male / ISO M70 x 150 female		**16239**	0,38	**01179**
2.5" NPT male / 2" BSP female				
2.5" NPT male / 2.5" BSP female	0,18	**16524**	0,85	**01064**
3" NPT male / 2.5" BSP female	0,33	**11939**	0,93	**21655**
3" NPT male / 3" BSP female	0,28	**16630**	1,00	**01043**
4" NPT male / 4" BSP female			1,64	**07729**

Adaptater male thread NPT / male thread BSP



In compliance with norm NF E 03-005 ISO R228 DIN 259

Description	Aluminium alloy PN16		Bronze PN16	
	Weight (kg)	Ref	Weight (kg)	Ref
1" NPT male / 1" BSP male	0,05	**16916**		
1.5" NPT male / 1.5" BSP male	0,12	**01349**		
2.5" NPT male / 2.5" BSP male		**07733**		**08331**
4" NPT male / 4" BSP male			2,59	**08332**

POK France - ZI Les Guignons - 10400 Nogent-sur-Seine - FRANCE
Tel: +33 (0)3 25 39 84 78 - Fax: +33 (0)3 25 39 84 90 - Email: export@pok.fr - Web: www.pok.fr

Kesselwagenkupplungen (tank cars) couplings



In compliance with norm NF E 29-201 · In compliance with norm DIN 2501 · In compliance with norm ISO R2084 · In compliance with norm NF E 03-005 ISO R228 DIN 259 · In compliance with norm DIN 6 602

Description	Aluminium alloy	
	Weight (kg)	Ref
Plug (DIN 11) - Female thread 5.5" with rubber gasket in aluminium alloy		**00924**
Threaded flange (DIN 2501) DN100 PN16 - male thread 5.5" (DIN11) in steel		**01547**
Threaded flange 5.5" (DIN11) with rubber gasket male thread 4" BSP in aluminium alloy		**00923**

"Tankwagen" threaded flange



In compliance with norm NF E 29-201 · In compliance with norm DIN 2501 · In compliance with norm ISO R2084 · In compliance with norm NF E 03-005 ISO R228 DIN 259 · In compliance with norm DIN 28 462

Description	Aluminium alloy	
	Weight (kg)	Ref
Flange TW DN80, 3" BSP male, 8 holes Ø11 on Ø 130	0,51	**01352**
Flange TW DN80, 3" BSP female, 8 holes Ø11 on Ø 130	0,76	**01351**
Flange TW DN100, 4" BSP male, 8 holes Ø14 on Ø 150	0,85	**01226**
Flange TW DN100, 4" BSP male, 6 holes Ø12 on Ø 150		**01213**
Flange TW DN100, 4" BSP female, 8 holes Ø14 on Ø 150	0,61	**01319**

PN16 female threaded flange



In compliance with norm NF E 29-201 · In compliance with norm DIN 2501 · In compliance with norm ISO R2084 · In compliance with norm NF E 03-005 ISO R228 DIN 259

Description	Aluminium alloy PN16	
	Weight (kg)	Ref
Flange DN25 PN16, 1" BSP female, 4 holes Ø14 on Ø 85		**02074**
Flange DN50 PN16, 2" BSP female, 4 holes Ø18 on Ø 125	0,94	**02116**
Flange DN65 PN16, 2.5" BSP female, 4 holes Ø18 on Ø 145	1,37	**07401**
Flange DN65 PN16, 3" BSP female, 4 holes Ø18 on Ø 145	1,42	**16741**
Flange DN80 PN16, 3" BSP female, 8 holes Ø18 on Ø 160	1,46	**03035**
Flange DN100 PN16, 4" BSP female, 8 holes Ø18 on Ø 180	1,66	**03699**
Flange DN150 PN16, 6" BSP female, 8 holes Ø22 on Ø 240	3,77	**02348**

PN16 male threaded flange



In compliance with norm NF E 29-201 · In compliance with norm DIN 2501 · In compliance with norm ISO R2084 · In compliance with norm NF E 03-005 ISO R228 DIN 259

Description	Aluminium alloy PN16	
	Weight (kg)	Ref
Flange DN25 PN16, 1" BSP male, 4 holes Ø14 on Ø 85	0,40	**02050**
Flange DN50 PN16, 2" BSP male, 4 holes Ø18 on Ø 125	0,91	**02115**
Flange DN65 PN16, 2.5" BSP male, 4 holes Ø18 on Ø 145	1,62	**03052**
Flange DN80 PN16, 3" BSP male, 8 holes Ø18 on Ø 160	1,68	**02391**
Flange DN100 PN16, 4" BSP male, 8 holes Ø18 on Ø 180	2,12	**03839**
Flange DN150 PN16, 6" BSP male, 8 holes Ø22 on Ø 240	3,65	**02335**

PN20 threaded flanges (ASA 150 lbs)



In compliance with norm NF E 29-201 | In compliance with norm DIN 2501 | In compliance with norm ISO R2084 | In compliance with norm NF E 03-005 ISO R228 DIN 259 | In compliance with norm NF E 29-203 ANSI B 16-5

Description	Aluminium alloy PN20	
	Weight (kg)	Ref
Flange 3" ASA150, 3" BSP male, 4 holes Ø19 on Ø 152,4	1,46	**02071**
Flange 3" ASA150, 3" BSP female, 4 holes Ø19 on Ø 152,4	1,44	**02070**
Flange 4" ASA150, 4" BSP male, 8 holes Ø19 on Ø 190,5	2,36	**03681**
Flange 4" ASA150, 4" BSP female, 8 holes Ø19 on Ø 190,5		**02092**
Flange 6" ASA150, 6" BSP male, 8 holes Ø22 on Ø 241	3,65	**02335**
Flange 6" ASA150, 6" BSP female, 8 holes Ø22 on Ø 241	3,77	**02348**
Flange 8" ASA150, 8" BSP female, 8 holes ø22 on ø 298	4,86	**30233**

Lapped flanges PN16 to PN20



In compliance with norm NF E 29-201 | In compliance with norm DIN 2501 | In compliance with norm ISO R2084 | In compliance with norm NF E 03-005 ISO R228 DIN 259

Description	Aluminium alloy	
	Weight (kg)	Ref
Flange DN40 / 1.5"	0,61	**17362**



POK France - ZI Les Guignons - 10400 Nogent-sur-Seine - FRANCE
Tel: +33 (0)3 25 39 84 78 - Fax: +33 (0)3 25 39 84 90 - Email: export@pok.fr - Web: www.pok.fr

Flange DN100 PN16, Whitworth male threaded 5.5"



In compliance with norm DIN 2501

Description	Stainless steel PN16	
	Weight (kg)	Ref
Flange DN100 PN16, 8 holes Ø18 on Ø180		**01701**

Flat lapped flanges



In compliance with norm DIN 2501 — In compliance with norm NF E 29-283 — In compliance with norm ISO R2074

Description	Stainless steel PN16	
	Weight (kg)	Ref
Flange DN25 PN16, 4 holes Ø14 on Ø85		**09813**
Flange DN40 PN16, 4 holes Ø18 on Ø110		**09814**
Flange DN50 PN16, 4 holes Ø18 on Ø125	2,19	**09815**
Flange DN65 PN16, 4 holes Ø18 on Ø145		**09816**
Flange DN80 PN16, 8 holes Ø18 on Ø160		**09817**
Flange DN100 PN16, 8 holes Ø18 on Ø180		**09818**
Flange DN150 PN16, 8 holes Ø22 on Ø240		**09819**

Symmetric Guillemin half-couplings, with collar, with locking ring, on flange PN16



In compliance with norm NF T 81-101

Description	Stainless steel PN16	
	Weight (kg)	Ref
SG DN80 on flange DN80 PN16		**09422**
SG DN80 on flange DN100 PN16		**09421**
SG DN100 on flange DN100 PN16	7,42	**09423**



International coupling NF J 41-610 / Symmetric Guillemin



Conform to norm International NF J 41-610

Description	Bronze PN16	
	Weight (kg)	Ref
SG DN65 on flange DN65 NF J 41-610	4,19	**35676**

International coupling NF J 41-610 / Instantaneous



Conform to norm International NF J 41-610

Description	Bronze PN16	
	Weight (kg)	Ref
2.5" Instantaneous female on flange DN65 NF J 41-610	4,83	**35667**
2.5" Instantaneous male on flange DN65 NF J 41-610	3,89	**35666**

International coupling DIN 86 201



Conform to norm International DIN 86 201

Description	Bronze PN16	
	Weight (kg)	Ref
Storz B/75 on flange DN65 NF J 41-610	4,36	**35677**



POK France - ZI Les Guignons - 10400 Nogent-sur-Seine - FRANCE
Tel: +33 (0)3 25 39 84 78 - Fax: +33 (0)3 25 39 84 90 - Email: export@pok.fr - Web: www.pok.fr

Anti-return valves with locking caps



In compliance with norm NF E 03-005 ISO R228 DIN 259

Description	Aluminium alloy	
	Weight (kg)	Ref
Anti-return valve DN3", 3" BSP female		**01622**
Locking cap DN80, with brass kams and chain	0,77	**06597**

"EVS" type anti-return valves



Description	Aluminium alloy	
	Weight (kg)	Ref
"EVS" type anti-return valve	0,80	**07335**

A.P.I. couplings with lock



In compliance with norm NF E 03-005 ISO R228 DIN 259

Description	Aluminium alloy	
	Weight (kg)	Ref
DN3" - SG DN80		**09210**
DN4" - SG DN80	2,17	**09258**
DN4" - SG DN100		**09209**

A.P.I. couplings with female thread



In compliance with norm NF E 03-005 ISO R228 DIN 259

Description	Aluminium alloy	
	Weight (kg)	Ref
DN3" - 3" BSP female	0,77	**02165**
DN4" - 3" BSP female	1,55	**09666**
DN4" - 4" BSP female		**02168**

A.P.I. couplings without locking ring



Description	Aluminium alloy	
	Weight (kg)	Ref
DN3" - SG DN80		**02031**
DN4" - SG DN80		**02030**
DN4" - SG DN100		**02028**

A.P.I. couplings with symmetric Guillemin couplings



In compliance with norm NF E 03-005 ISO R228 DIN 259

In compliance with norm EN B 315

Description	Aluminium alloy	
	Weight (kg)	Ref
A.P.I. coupling 4" - SG DN80 without visualiser	1,35	**27916**
A.P.I. coupling 4" - SG DN80 with visualiser	1,66	**27812**
"T" gasket for A.P.I. coupling 4" in viton	0,01	**27846**



POK France - ZI Les Guignons - 10400 Nogent-sur-Seine - FRANCE
Tel: +33 (0)3 25 39 84 78 - Fax: +33 (0)3 25 39 84 90 - Email: export@pok.fr - Web: www.pok.fr

Identification plate used for tank facilities



Description	Aluminium alloy	
	Weight (kg)	Ref
Identification plate	0,12	**02840**

Swivel couplings



Description	Aluminium alloy		Bronze or brass		Stainless steel	
	Weight (kg)	Ref	Weight (kg)	Ref	Weight (kg)	Ref
With welding shank Ø76						**09779**
With welding shank Ø89						**09780**
1.25" BSP female - 1.25" BSP male					1,06	**27959**
2" BSP female - 2" BSP male	0,71	**01646**	2,00	**20024**	1,82	**20749**
2.5" BSP female - 2.5" BSP male	0,73	**03282**	0,96	**09781.BZE**	2,78	**09781**
3" BSP female - 3" BSP male		**09349**		**02822**	5,37	**09769**
4" BSP female - 4" BSP male	2,55	**07751**				

Visualisers



Description	Aluminium alloy	
	Weight (kg)	Ref
DN80, 3" BSP male - 3" BSP male		**37950**
DN80, 3" BSP male - 3" BSP female	1,11	**24361**
DN80, 3" BSP male - Flange TW DN80		**37951**
DN80, 3" BSP female - 3" BSP female		**37952**
DN100, 4" BSP male - 4" BSP male		**37953**
DN100, 4" BSP male - 4" BSP female	2,16	**24343**
DN100, 4" BSP male - Flange TW DN100		**37954**
DN100, 4" BSP female - 4" BSP female		**37955**

Gasket for DSP and AR



Nominal diameter	Natural rubber	
	Weight (kg/100)	Ref
DSP DN40	0,5	**02175**
DSP DN50	0,9	**02934**
DSP DN65	1,3	**02176**
AR DN100	2,6	**02167**

Packaging :100 pieces

Gaskets for round thread caps



Nominal diameter	Butadiene-nitrile-acrylic	
	Weight (kg/100)	Ref
DN20 (ø int. 20 x ø ext. 39 x w.6)	0,64	**06106**
DN80 (ø int. 84 x ø ext. 108 x w. 4)	1,48	**06104**
DN100 (ø int. 102 x ø ext. 134 x w. 5)	3,02	**06105**

Packaging :100 pieces

Gaskets for round thread couplings



Nominal diameter	Butadiene-nitrile-acrylic	
	Weight (kg/100)	Ref
DN20 (ø int. 24 x ø ext. 31 x w. 3.5)	0,13	**06101**
DN80 (ø int. 84 x ø ext. 97 x w. 5.5)	2,29	**06102**
DN100 (ø int. 104 x ø ext. 116 x w. 6)	1,60	**06103**

Packaging :100 pieces

Gaskets for "Keyser" couplings



Nominal diameter	Natural rubber	
	Weight (kg/unit)	Ref
DN100		**06188**

Packaging: unit

Gaskets for the tip of fire hose nozzles



Nominal diameter	Butadiene-nitrile-acrylic	
	Weight (kg/100)	Ref
DN20 (ø int. 21,5 x ø ext. 29,5 x w. 4)	0,13	**06111**
DN40 (ø int. 33,5 x ø ext. 43 x w. 4)	2,33	**06112**
DN65 (ø int. 48,5 x ø ext. 61,5 x w. 4)	4,58	**06113**
DN100 (ø int. 48,5 x ø ext. 61,5 x w. 4)	4,58	**06114**

Packaging :100 pieces

POK France - ZI Les Guignons - 10400 Nogent-sur-Seine - FRANCE
Tel: +33 (0)3 25 39 84 78 - Fax: +33 (0)3 25 39 84 90 - Email: export@pok.fr - Web: www.pok.fr

Gaskets for couplings NST-NH NFPA 1963 (USA)



Nominal diameter	Butadiene-nitrile-acrylic	
	Weight (kg/100)	Ref
DN 0.75" (ø int. 20,6 x ø ext. 36,5 x w. 3,18)	0,23	**06171**
DN 1" (ø int. 27 x ø ext. 36,5 x w. 3,18)	0,15	**03741**
DN 1.5" (ø int. 40 x ø ext. 52 x w. 3,18)	0,28	**03742**
DN 2.5" (ø int. 65 x ø ext. 81 x w. 4,8)	0,90	**03743**
DN 3" (ø int. 78 x ø ext. 955 x w. 6,4)	1,50	**09763**
DN 3.5" (ø int. 91 x ø ext. 111 x w. 6,4)	2,07	**19541**
DN 4" (ø int. 103 x ø ext. 130 x w. 6,4)	3,22	**09764**
DN 4.5" (ø int. 117 x ø ext. 149 x w. 6,4)	4,36	**09765**
DN 5" (ø int. 129 x ø ext. 162 x w. 6,4)	4,92	**19542**
DN 6" (ø int. 154 x ø ext. 181 x w. 6,4)	4,64	**19543**

Packaging :100 pieces

Gasket for symmetric Guillemin couplings



Nominal diameter	Butadiene-nitrile-acrylic		White food ind.		Viton		Teflon		E.P.D.M.	
	Weight (kg/100)	Ref	Weight (kg/100)	Ref	Weight (kg/unit)	Ref	Weight (kg/unit)	Ref	Weight (kg/unit)	Ref
DN15 (ø int. 17 x ø ext. 22 x w. 3,5)	0,05	**06000**			0,001	**06020**	0,001	**06030**		
DN20 (ø int. 23 x ø ext. 28 x w. 3,5)	0,07	**06001**			0,001	**06021**	0,001	**06031**		
DN25 (ø int. 27,25 x ø ext. 34,25 x w. 4)	0,14	**06002**			0,003	**06022**	0,003	**06032**		
DN32 (ø int. 32 x ø ext. 38 x w. 4,5)	0,15	**06003**			0,003	**06023**	0,003	**06033**	0,001	**06043**
DN40 (ø int. 43 x ø ext. 51 x w. 5)	0,30	**06004**		**06014**	0,006	**06024**	0,006	**06034**	0,003	**06044**
DN50 (ø int. 54 x ø ext. 64 x w. 5)	0,47	**06005**		**06015**	0,009	**06025**	0,010	**06035**	0,005	**06045**
DN65 (ø int. 69 x ø ext. 79 x w. 6)	0,71	**06006**		**06016**	0,013	**06026**	0,015	**06036**	0,007	**06046**
DN80 (ø int. 85 x ø ext. 96 x w. 6)	0,96	**06007**		**06017**	0,017	**06027**	0,020	**06037**	0,009	**06047**
DN100 (ø int. 103,5 x ø ext. 117,5 x w. 7)	1,70	**06008**		**06018**	0,031	**06028**	0,035	**06038**	0,017	**06048**
DN150 (ø int. 156 x ø ext. 178 x w. 8,5)	4,72	**06009**								

Packaging: butadiene nitrile acrylic, white food ind.: 100 pieces, viton, téflon, E.P.D.M.: unit

Gasket for flat caps with locking ring



Nominal diameter	Butadiene-nitrile-acrylic		Teflon	
	Weight (kg/100)	Ref	Weight (kg/unit)	Ref
DN40 (ø int. 43 x ø ext. 51 x w. 5)	0,30	**06004**	0,006	**06034**
DN50 (ø int. 54 x ø ext. 64 x w. 5)	0,47	**06005**	0,010	**06035**
DN65 (ø int. 69 x ø ext. 79 x w. 6)	0,71	**06006**	0,015	**06036**
DN80 (ø int. 85 x ø ext. 96 x w. 6)	0,96	**06007**	0,020	**06037**
DN100 (ø int. 103,5 x ø ext. 117,5 x w. 7)	1,70	**06008**	0,035	**06038**
DN150 (ø int. 156 x ø ext. 178 x w. 8,5)	4,72	**06009**		

Packaging: butadiene nitrile acrylic: 100 pieces, téflon: unit

Gaskets for simple caps



Nominal diameter	Butadiene-nitrile-acrylic	
	Weight (kg/100)	Ref
DN50		**06095**
DN65		**06096**
DN80		**06097**
DN100 (ø int. 103,5 x ø ext. 117,5 x w. 7)	1,70	**06008**

Packaging: 100 pieces

Gaskets for "Tankwagen MK" couplings



Nominal diameter	Hypalon		Teflon	
	Weight (kg/unit)	Ref	Weight (kg/unit)	Ref
MK50	0,007	**09432**		
MK80		**09433**		
MK100		**09434**		**05343**

Packaging: unit

Gasket for flat flanges



Nominal diameter	Fibre composite + elastomer	
	Weight (kg/100)	Ref
DN40		**16211**
DN65		**16548**
DN80		**16234**
DN100		**16208**
DN150		**16209**

Packaging :100 pieces

Gasket for "Storz" couplings for suction



Nominal diameter	Butadiene-nitrile-acrylic		White food ind.	
	Weight (kg/unit)	Ref	Weight (kg/100)	Ref
D/25	0,0026	**06131**		
DN38	0,0065	**06132**		
DN45	0,0070	**15211**		
C/52	0,0098	**06133**	0,98	**16420**
DN65	0,0123	**06134**		
B/75	0,0167	**06135**	1,67	**16421**
DN100	0,0217	**06136**	2,17	**16422**
A/110	0,0346	**06137**	3,46	**16423**
DN125	0,0438	**06138**		
DN150	0,0363	**06139**		
DN200	0,1138	**27197**		
DN250	0,1605	**35982**		

Packaging: butadiene-nitrile-acrylic: unit, white food ind.: 100 pieces

Gaskets for "Storz" couplings for discharge



Nominal diameter	Butadiene-nitrile-acrylic		White food ind.	
	Weight (kg/unit)	Ref	Weight (kg/100)	Ref
C/52	0,009	**06123**	0,9	**16424**
B/75	0,014	**06125**	1,4	**16425**
A/110			1,9	**16426**

Packaging: butadiene-nitrile-acrylic: unit, white food ind.: 100 pieces

Gaskets for "express" couplings



Nominal diameter	Neoprene		Natural rubber		Viton	
	Weight (kg/100)	Ref	Weight (kg/100)	Ref	Weight (kg/unit)	Ref
Gasket for "express" couplings	0,62	**09770**	0,46	**06151**	0,0091	**01899**

Packaging: neoprene, caoutchouc naturel: 100 pieces, viton: unit

POK France - ZI Les Guignons - 10400 Nogent-sur-Seine - FRANCE
Tel: +33 (0)3 25 39 84 78 - Fax: +33 (0)3 25 39 84 90 - Email: export@pok.fr - Web: www.pok.fr

Gaskets for thread



Nominal diameter	Butadiene-nitrile-acrylic		Teflon	
	Weight (kg/100)	Ref	Weight (kg/unit)	Ref
DN 0.75" (ø int. 18 x ø ext. 26 x w. 3)	0,09	**06161**		
DN 1" (ø int. 26 x ø ext. 34 x w. 3)	0,14	**06162**	0,0029	**09774**
DN 1.25"	0,15	**06163**		
DN 1.5" (ø int. 40 x ø ext. 48 x w. 3)	0,20	**06164**	0,0041	**09775**
DN 2" (ø int. 50 x ø ext. 60 x w. 3)	0,26	**06165**	0,0054	**09776**
DN 2.5" (ø int. 65 x ø ext. 75 x w. 3)	0,40	**06166**		
DN 3" (ø int. 79 x ø ext. 89 x w. 3)	0,48	**06167**	0,0099	**09777**
DN 4" (ø int. 102 x ø ext. 114 x w. 3)	0,62	**06168**	0,0128	**09778**
DN 4.5" (ø int. 105 x ø ext. 126 x w. 3)	0,69	**25728**		
DN 5"	1,30	**25729**		
DN 6" (ø int. 139 x ø ext. 165 x w. 4)	1,50	**06169**		
DN 8"	3,80	**27198**		

Packaging: butadiene-nitrile-acrylic: 100 pieces, Teflon: unit

Gasket for crimping ferrule



Nominal diameter	Butadiene-nitrile-acrylic	
	Weight (kg/unit)	Ref
Double-lip gasket DN20	0,005	**01013**
Double-lip gasket DN25	0,007	**01012**
Double-lip gasket DN32	0,011	**01011**
Double-lip gasket DN40	0,012	**01010**
Double-lip gasket DN50	0,017	**01006**
Double-lip gasket DN65	0,030	**01007**
Double-lip gasket DN80	0,041	**01008**
Double-lip gasket DN100	0,063	**01009**

Packaging :unit












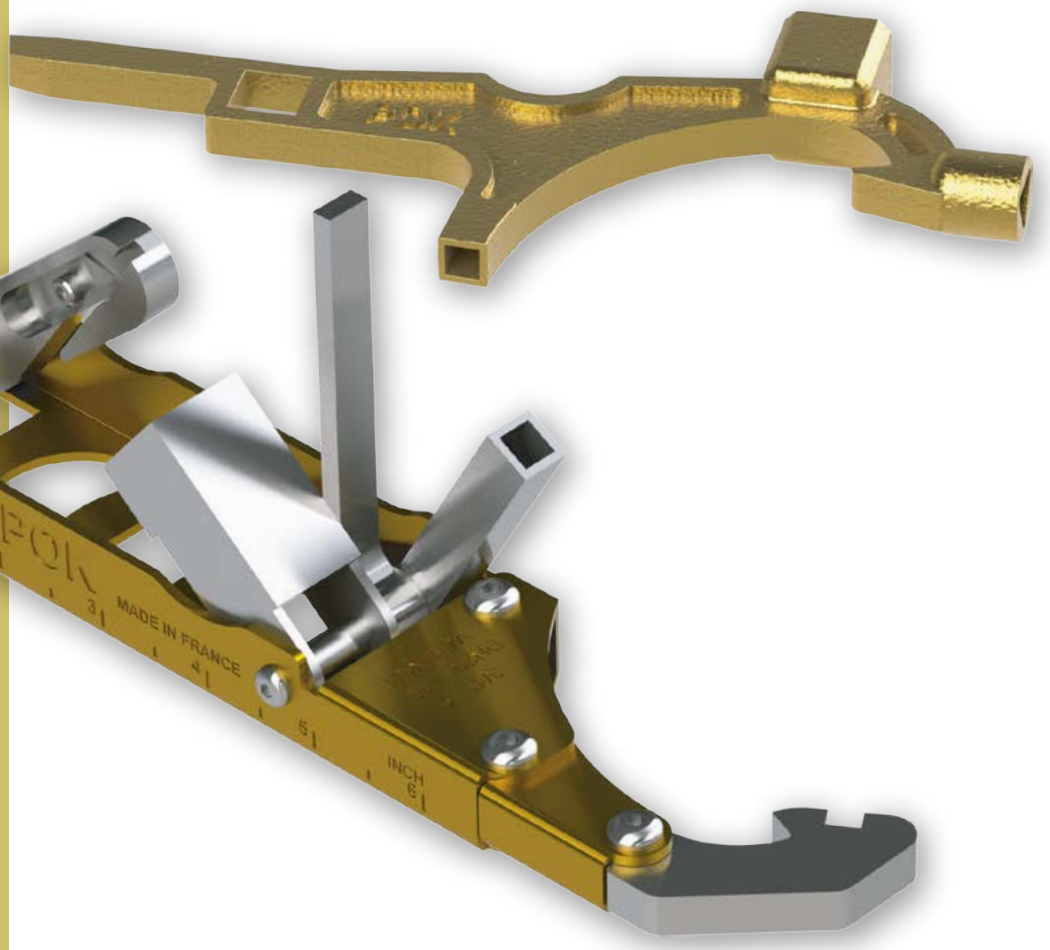

Spanner wrenches

Wrenches - Spanner wrenches 394
Wrenches - Multipurpose spanner wrenches 396
Wrenches - Various wrenches.....398
Wrenches and storage brackets for US couplings.....400

English catalogue - Rev F - 01/2017 - Illustrations are only informative

Spanner wrench for couplings from DN20 to DN65



In steel, covered with epoxy resine.

Description	Weight (kg)	Ref.
Spanner wrench for couplings from DN20 to DN65	0,22	**03147**

Spanner wrenches for couplings from DN20 to DN120



In steel, covered with epoxy resine.

Description	Weight (kg)	Ref.
Spanner wrench for couplings from DN20 to DN120, standard model (Red)	0,42	**03148**
Spanner wrench for couplings from DN20 to DN120, strengthened model (Blue)	0,55	**01312**

Spanner wrench for couplings from DN20 to DN65, in aluminium bronze



In aluminium bronze, anti-sparks.

Description	Weight (kg)	Ref.
Spanner wrench for couplings from DN20 to DN65	0,10	**02174**

Universal spanner wrench for couplings from DN20 to DN120, in aluminium bronze



In aluminium bronze, anti-sparks.

Description	Weight (kg)	Ref.
Universal spanner wrench for couplings from DN20 to DN120	0,28	**01977**

Petroleum type spanner wrench for couplings from DN50 to DN150, in aluminium bronze



In aluminium bronze, anti-sparks.

Description	Weight (kg)	Ref.
Petroleum type spanner wrench for couplings from DN50 to DN150	0,22	**02016**

POK France - ZI Les Guignons - 10400 Nogent-sur-Seine - FRANCE
Tel: +33 (0)3 25 39 84 78 - Fax: +33 (0)3 25 39 84 90 - Email: export@pok.fr - Web: www.pok.fr

All diameter spanner wrench for couplings from DN20 to DN100, in aluminium bronze



In aluminium bronze, anti-sparks.

Description	Weight (kg)	Ref.
All diameter spanner wrench for couplings from DN20 to DN100		**07200**

Double joints spanner wrenches



In quality chrome steel.

Description	Weight (kg)	Ref.
N°1, for couplings from 30 to 45	0,21	**03844**
N°2, for couplings from 45 to 80	0,43	**27518**
N°3, for couplings from 65 to 100	0,81	**03846**
N°4, for couplings from 100 to 125	1,15	**03847**

DIN 14 822 wrenches, for Storz couplings



In galvanized steel, with plasticized handle.

Description	Weight (kg)	Ref.
For couplings C/52 and B/75	0,27	**02714**
For couplings A/110, B/75 and C/52	0,67	**02715**
For couplings DN150 / 6", DN165 , DN205 / 8" and DN250 / 10"	2,65	**37184**

Aluminium alloy spanner wrenches



In aluminium alloy.

Description	Weight (kg)	Ref.
For couplings from 50 to 100	0,35	**02302**
For couplings from 100 to 150	0,61	**02300**
For Storz couplings from DN125 /5" to DN250 / 10"	0,65	**37254**



"Sesame" spanner wrench



This model has equipped the Fire Brigade of Paris for fifteen years! It is slowly replaced by the "Poky" wrench.
The Sesam model provides eight functions: the tightening of couplings with nominal diameter 20 to 100, opening EDF and GDF (the French energy and gas companies) boxes with a 12 mm female triangle, opening windows and doors without handles with 6.5 mm female square, opening tilting windows with 7 mm male triangle, opening ductwork and fire cabinets with 5x5 mm to 8x8 mm truncated pyramid square, opening aluminium locks of modern bathrooms with the screwdriver, opening sockets with female square of 12.5 mm and finally, opening bottles with the bottle opener.

Description	Weight (kg)	Ref.
"Sesame" spanner wrench	0,18	**02229**
Clasp	0,02	**01239**

"Deschamps" spanner wrench



This model equips most of the French firemen oustide the capital. It has eleven functions: tightening couplings of nominal diameter 20 to 100, opening old and new EDF and GDF (the French energy and gas companies) boxes with 13 mm equilateral female triangle, opening hydrants with the 15,6 mm female square, opening windows and doors without handle with the female square 6,5 mm, opening of ventillation ducts and fire cabinets with the truncated pyramid square of 5x5 to 8x8 mm, opening aluminium locks of modern bathrooms with the screwdriver, opening dry standpipes with 12,5 mm female square, the loosening of nuts with the hexagone socket 13, 17, and 19 mm, and finally the bottle opener.

Description	Weight (kg)	Ref.
"Deschamps" spanner wrench	0,20	**02438**

"Poky" spanner wrench



Design approved by the Fire Brigade of Paris and acclaimed for its robustness and ergonomics.
This wrench provides all the key functions for interventions: tightening couplings of nominal diameter 25 to 100, opening old and new EDF and GDF (the French energy and gas companies) boxes with 13 mm equilateral female triangle, opening hydrants with the 15 mm female square, opening handleless windows and doors with 6.5 mm square socket, the opening of ventilation ducts and fire cabinets with truncated pyramid square of 5x5 to 8.5x8.5 mm, and opening dry standpipes with 13 mm female square.

Description	Weight (kg)	Ref.
"Poky" spanner wrench	0,23	**02477**

4 fonctions gas wrench



In bronze, anti-sparks material, this wrench has :
- 1x male square of 6x6 to 9x9.
- 1x flat 9x4.
- 1x female square of 15x15.
- 1x female triangle of 12.

Description	Weight (kg)	Réf.
"Gas" wrench	0,20	**30790**

"Skeletic" spanner wrench



In stainless steel, with double articulation and folding pin, for coupling from DN20 to DN100.

Description	Weight (kg)	Ref.
"Skeletic" spanner wrench	0,27	**23153**

POK France - ZI Les Guignons - 10400 Nogent-sur-Seine - FRANCE
Tel: +33 (0)3 25 39 84 78 - Fax: +33 (0)3 25 39 84 90 - Email: export@pok.fr - Web: www.pok.fr

"Gung Ho" series spanner wrenches



Functions: spanner wrench with double articulation, chalk holder, 6.5mm female square, 5mm to 8mm male square key with pyramidal body, hook and small flat screwdriver, 13mm equilateral triangle, belt-cutter with interchangeable blade, flat wrench 4 x 9mm, body with various functions. Delivered with belt bag.

Description	Weight (kg)	Ref.
GUNG HO TOOL, stainless steel body	0,44	**19988**
GUNG HO LITE, aluminium alloy body	0,27	**23351**
12 pastels box, Ø8mm x 60 mm	0,05	**24760**

"Gung Ho Tool" 2 series spanner wrenches



The Gung Ho Tool II gathers in a single tool all the usual functions required by the majority of firefighters but it is an "evolutive" tool whose obsolete functions can be removed and others replaced in the future. The current version contains the following functions: 6.5 mm and 15 mm female squares, 10 mm male square, 13 mm and 15 mm female triangles 5 mm to 8 mm male square key with pyramidal body, 4 x 9 mm flat wrench, graduation in inches and cm, 12,5 mm and 12,7 mm (1/2") square hole, hexagon female key 13 mm, 17 mm and 19 mm, a bottle opener in quater moon shape.

Description	Weight (kg)	Ref.
GUNG HO TOOL 2, stainless steel body	0,51	**40024**
GUNG HO LITE 2, aluminium alloy body	0,34	**40018**

"Rescue" series spanner wrenches



Functions: spanner wrench with double articulation, 6.5mm female square, 5mm to 8mm male square key with pyramidal body, belt-cutter with interchangeable blade, flat wrench 4 x 9mm, 15mm female square to open and close irrigations, 13mm equilateral triangle, body with various functions. Delivered with belt bag.

Description	Weight (kg)	Ref.
RESCUE, stainless steel body	0,45	**24539**
RESCUELITE, aluminium alloy body	0,27	**24682**

Wrench or gloves holder



Description	Weight (kg)	Ref.
Wrench or gloves holder	0,15	**02289**

Snap hook for spanner wrenches



Description	Weight (kg)	Ref.
Snap hook	0,02	**01239**

All purpose wrench



Description	Weight (kg)	Ref.
All purpose wrench	0,70	**19216**

BSRT wrenches 3" to 6" couplings



In aluminium alloy, with handle in EPDM.

Description	Weight (kg)	Ref.
Wrench for BSRT 3" and 4" couplings	0,59	**18863**
Wrench for BSRT 4", 5.5" et 6" couplings	0,63	**37228**

Hydrants wrench



In stainless steel with epoxy finish, with square 32x32 and hook for lids of fire hydrants.

Description	Weight (kg)	Ref.
Wrench for hydrants	0,19	**03145**

Socket wrench



In aluminium alloy, with 15x15 square and claws for the thightening of threaded couplings.

Description	Weight (kg)	Ref.
Socket wrench	0,26	**03146**

Wrench with thimbles



With 1'' (25,4) square, 400 mm long handle + sockets of 30x30mm square for NF S 61-213 hydrants and 42 mm triangle for DIN hydrants.

Description	Weight (kg)	Ref.
The set	3,25	**01428**

POK France - ZI Les Guignons - 10400 Nogent-sur-Seine - FRANCE
Tel: +33 (0)3 25 39 84 78 - Fax: +33 (0)3 25 39 84 90 - Email: export@pok.fr - Web: www.pok.fr

Standpipes wrench



In aluminium alloy, with three female squares of 30x30, one having a pyramidal trunc and two cylindrical fingers for unlocking wheels.

Description	Weight (kg)	Ref.
Wrench for standpipes	2	**03033**

Articulated head wrenches



In aluminium alloy AS7G 06 Y33, for hydrants, with square 30x30 and 15x15 and hooks for lids.

Description	Weight (kg)	Ref.
Extra-long type (1,50 m)	3,08	**01409**
Standard model	2,10	**02971**
2x square of 14 + crowbar	2,01	**31559**
1x square of 30, 1x square of 14, crowbar	2,12	**31560**



Universal wrench



In aluminium alloy, for US couplings from 0.75 to 6".

Description	Weight (kg)	Ref.
Universal wrench	0,27	**14840**

Single hook adjustable wrench



Bronze head and chromium steel handle. Adjustable wrench for hydrants and US couplings:
- Pentagone until 1.75"
- Square until 1.25"
- 1 hook for couplings from 0.75 to 6"

Description	Weight (kg)	Ref.
Adjustable wrench single hook	2,49	**15661**

Double hook adjustable wrench



Bronze head and chromium steel handle. Adjustable wrench for hydrants and US couplings:
- Pentagone until 1.75"
- Square until 1.25"
- Two hooks for couplings from 0.75 to 6"

Description	Weight (kg)	Ref.
Adjustable wrench double hook	2,96	**15656**

Storage bracket for US wrenches



Description	Weight (kg)	Ref.
Storage bracket for US wrenches	1,01	**15702**
Storage bracket + 1 adjustable wrench single hook (ref: 15661) + 2 universal wrenches (ref: 14840)	4,04	**15726**
Storage bracket + 1 adjustable wrench double hook (ref: 15656) + 2 universal wrenches (ref: 14840)	4,51	**15727**

US fire hydrants wrench



In aluminium alloy, long wrench for US hydrants (for example to access hydrants covered by snow):
- Pentagone until 1.75"
- Square until 1.25"
- Triangle until 1.75"

Options of shapes on 28461



Pentagone (USA)



Star
Triangle of 42 (DIN)



Square 32

Description	Weight (kg)	Ref.
Wrench for US fire hydrants	2,32	**28461**
Extansion for wrench	1,84	**28481**

POK France - ZI Les Guignons - 10400 Nogent-sur-Seine - FRANCE
Tel: +33 (0)3 25 39 84 78 - Fax: +33 (0)3 25 39 84 90 - Email: export@pok.fr - Web: www.pok.fr





Hoses, accessories and operation tools

Hoses 402
Collar for hoses 404
Crimping ferrules.....405
Crimping rings 406
Repair tools, marking and signs.....407
Crimping accessories 408
Hoses accessories.....410
Ropes 413
Transport accessories.....415
Tools and equipment mounts.....417
Stirrup pump 419
Tools.....421
Pressure regulators.....423
Trolley - Signaling trolley 423

English catalogue - Rev F - 01/2017 - Illustrations are only informative

Fire hoses with smooth int. surface "PIL"

Conform to norm NF S 61-112



Nominal diameter	Length (m)	Without coupling		With crimped couplings in aluminium			With crimped couplings in bronze		
		Weight (kg)	Ref.	Couplings	Weight (kg)	Ref.	Couplings	Weight (kg)	Ref.
25	20	4,8	**09446**	SG DN20	4,94	**09454**	SG DN20	5,10	**09468**
25	40	9,6	**09447**	SG DN20	9,74	**09455**	SG DN20	9,90	**09469**
45	20	7,5	**09448**	SG DN40	7,88	**09456**	SG DN40	8,46	**09470**
45	20			DSP DN40	7,96	**09457**	DSP DN40	8,46	**09471**
45	40	15	**09449**	SG DN40	15,38	**09458**	SG DN40	15,96	**09472**
45	40			DSP DN40	15,46	**09459**	DSP DN40	15,96	**09473**
70	20	13	**09450**	SG DN65	13,88	**09460**	SG DN65	14,90	**09474**
70	20			DSP DN65	13,92	**09461**	DSP DN65	14,82	**09475**
70	40	26	**09451**	SG DN65	26,88	**09462**	SG DN65	27,90	**09476**
70	40			DSP DN65	26.92	**09463**	DSP DN65	27,92	**09477**
110	20	22	**09452**	SG DN100	24,22	**09464**	SG DN100	27,10	**09478**
110	20			AR DN100	24,24	**09465**	AR DN100	26,94	**09479**
110	40	44	**09453**	SG DN100	46,22	**09466**	SG DN100	49,10	**09480**
110	40			AR DN100	46,24	**09467**	AR DN100	48,94	**09481**

Fire hoses PIL ''Pokaflex''



Conform to norm NF S 61-112

Conform to norm NFPA 1961

Nominal diameter	Length (m)	Without coupling		With crimped couplings in aluminium		
		Weight (kg)	Ref.	Couplings	Weight (kg)	Ref.
45	20		**36140**	DSP DN40		**36141**

Semi-rigid hoses "Pokaposte"

Conform to norm NF EN 694



Nominal diameter	Length (m)	Without coupling		With crimped couplings in aluminium			With crimped couplings in bronze		
		Weight (kg)	Ref.	Couplings	Weight (kg)	Ref.	Couplings	Weight (kg)	Ref.
25	20	8,66	**09482**	SG DN20	8,80	**09488**	SG DN20	8,96	**09494**
25	20						GFR DN20	8,78	**09497**
25	20						M24 x 2		**09509**
25	30	12,99	**09483**	SG DN20	13,13	**09489**	SG DN20	13,29	**09495**
25	30						GFR DN20	13,11	**09498**
25	30						M24 x 2		**09510**
25	40	17,32	**09484**	SG DN20	17,46	**09490**	SG DN20	17,62	**09496**
25	40						GFR DN20	17,44	**09499**
40	20	14,28	**09485**	SG DN40	14,66	**09491**	SG DN40	15,24	**09500**
40	20						M36 x 2		**09511**
40	30	21,42	**09486**	SG Dn40	21,80	**09492**	SG DN40	22,30	**09501**
40	30						M36 x 2		**09512**
40	40	28,56	**09487**	SG DN40	28,94	**09493**	SG DN40	29,52	**09502**

Semi-rigid hoses "Pokaposte"



Conform to norm NF EN 1947

Nominal diameter	Length (m)	Without coupling		With crimped couplings in aluminium			With crimped couplings in bronze		
		Weight (kg)	Ref.	Couplings	Weight (kg)	Ref.	Couplings	Weight (kg)	Ref.
25	20		**09503**				SG DN20		**09505**
25	40		**09404**				SG DN20		**09506**
25	20						GFR DN20		**09597**
25	40						GFR DN20		**09508**

POK France - ZI Les Guignons - 10400 Nogent-sur-Seine - FRANCE
Tel: +33 (0)3 25 39 84 78 - Fax: +33 (0)3 25 39 84 90 - Email: export@pok.fr - Web: www.pok.fr

Suction hoses "Taspok"

Conform to norm ISO 1307



Nominal diameter	Length (m)	Without coupling		With crimped couplings in aluminium		
		Weight (kg)	Ref.	Couplings	Weight (kg)	Ref.
45	customized		**06352**			
70	customized		**06353**			
110	customized		**06354**			
45	2			SG DN40		**09513**
70	2			SG DN65		**09515**
110	2			AR DN100		**09517**
45	4			SG DN40		**09514**
70	4			SG DN65		**09516**
110	4			AR DN100		**09518**



Three pieces collar for hoses (for "PIL" hoses)



Description	Weight (kg)	Ref.
For hose ø 38 (3 screws M6-25)		**06201**
For hose ø 45 (3 screws M6-25)		**06202**
For hose ø 50 (3 screws M6-25)		**06203**
For hose ø 52 (3 screws M6-25)		**06204**
For hose ø 65 (3 screws M6-25)		**06205**
For hose ø 70 (3 screws M8-30)		**06206**
For hose ø 75 (3 screws M8-30)		**06207**
For hose ø 90 (3 screws M8-30)	0,39	**06208**
For hose ø 100 (3 screws M10-35)	0,63	**06209**
For hose ø 110 (3 screws M10-35)	0,74	**06210**
For hose ø 125 (3 screws M10-35)	0,81	**06211**
For hose ø 150 (3 screws M10-35)	1,35	**06212**
For hose ø 205 (6 screws M12-40)	3,13	**35797**
For hose ø 254 (9 screws M12-40)	4,56	**35994**

Two pieces collar



Description	Weight (kg)	Ref.
For hose ø int. 90, w. 6,5 (4 screws M8-30)		**16138**
For hose ø int. 19, w. 6		**06221**
For hose ø int. 25, w. 6		**06222**
For hose ø int. 32, w. 6		**06223**
For hose ø int. 38, w. 6,5		**06224**
For hose ø int. 50, w. 8 (4 screws M8-30)		**06225**
For hose ø int. 65, w. 7 (4 screws M8-30)		**06226**
For hose ø int. 75, w. 7,5 (4 screws M8-30)		**06227**
For hose ø int. 100, w. 8 (4 screws M10-35)		**06228**
For hose ø int. 150, w. 9 à 12 (6 screws M12-40)		**06229**

Two pieces collar with gripping edges



Description	Weight (kg)	Ref.
Collar with gripping edges DN 16/18		**09350**
Collar with gripping edges DN 19/21		**09351**
Collar with gripping edges DN 22/24		**09352**
Collar with gripping edges DN 25/27		**09353**
Collar with gripping edges DN 28/30		**09354**
Collar with gripping edges DN 31/33		**09355**
Collar with gripping edges DN 34/36	0,12	**09356**
Collar with gripping edges DN 37/39		**09357**

Single bolt collar for semi-rigid hoses



Description	Weight (kg)	Ref.
Collar for hose ø 25	0,05	**06232**
Collar for hose ø 35	0,05	**06233**

POK France - ZI Les Guignons - 10400 Nogent-sur-Seine - FRANCE
Tel: +33 (0)3 25 39 84 78 - Fax: +33 (0)3 25 39 84 90 - Email: export@pok.fr - Web: www.pok.fr

For multi-serrated couplings

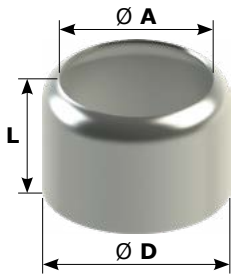

Note: Inside diameter
D = Outside diameter +1mm

Packaging: 25 pieces

Nominal diameter	D	A	L	Aluminium alloy		Stainless steel	
				Weight (kg)	Ref.	Weight (kg)	Ref.
20/25	35	25,5	36				**01425**
25/30	42	30,5	42				**01426**
30/35	45	35,5	45		**07631**		**01275**
30/35	50	36,5	45				**09424**
40/40	50	40,5	45		**07632**		
40/45	56	45,5	45		**01265**		
40/45	57	46	52				**01276**
50/51	60	52	45		**07633**		
50/55	66	56	63		**01264**		**01277**
50/55	70	56	46		**01271**		**01274**
65/70	80	70,5	73		**07634**		
65/70	85	71	55		**01263**		**01427**
65/70	88	70,5	40		**01269**		
80/75	88	76	75		**07635**		
80/75	96	77	75				**01273**
80/80	95	81	75		**07636**		
80/90	100	91	73				**01278**
80/90	101	90,5	75		**01262**		
80/90	104	90,5	73				**01267**
80/90	108	90,5	75		**07637**		
100/101	116	102	87		**07638**		
100/110	123	111	87		**01261**		
100/110	124	111	70		**01268**		
100/110	125	111	87				**01244**
100/110	127	111	87		**03639**		
100/110	129	111	87				**01279**
100/110	130	111	87		**01260**		
100/110	130	111	70		**01266**		

For couplings with helicoidal hose shank

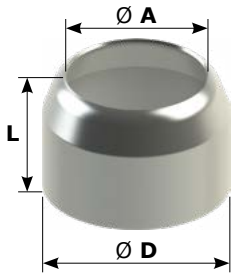

Packaging: 25 pieces

Nominal diameter	D	A	L	Aluminium alloy		Stainless steel	
				Weight (kg)	Ref.	Weight (kg)	Ref.
20	35	23,5	42				**01182**
25	41	27,5	44		**01175**		
25	42	36,5	42				**01183**
30	50	36,5	45		**01184**		
32	50	36,5	44				**09424**
40	56	43,5	52		**01241**		**09425**
50	66	53,5	63		**09331**		**01203**
65	85	68	73		**01201**		**09414**
80	101	83,5	75		**02751**		
80	100	83,5	75				**01204**
80	104	83,5	75				**01205**
100	123	107	87		**01202**		
100	126	107	87				**01206**
100	127	107	87		**01245**		
100	130	107	87				**01207**

Crimping rings

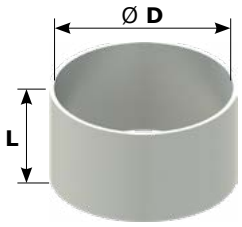

Note: Inside diameter
D = Outside diameter +1mm

Packaging: 25 pieces

Nominal diameter	D	L	Aluminium alloy		Stainless steel	
			Weight (kg)	Ref.	Weight (kg)	Ref.
20/25	35	30				**01186**
20/25 sleeve	35	150				**01188**
30/35	45	35				**01187**
30/35 sleeve	45	150				**01189**
31	31	20		**16190**		
34	34	30		**07771**		
41	41	30		**07772**		
45	45	35		**07773**		
50/56	50	30		**07774**		
50/56	50	30		**26237**		
56	56	35		**07775**		
60	60	40		**07776**		
66	66	40		**07777**		
69,5	69,5	40		**07778**		
76/80	76	45		**07779**		
80/84	80	37		**07780**		
85	85	45		**07781**		
88/93	88	45		**07782**		
95	95	70		**07783**		
101	101	70		**07784**		
108	108	70		**07785**		
116	116	80		**07786**		
123	123	80		**07787**		
124	124	80		**07788**		
127	127	80		**07789**		
130	130	80		**07790**		



POK France - ZI Les Guignons - 10400 Nogent-sur-Seine - FRANCE
Tel: +33 (0)3 25 39 84 78 - Fax: +33 (0)3 25 39 84 90 - Email: export@pok.fr - Web: www.pok.fr

Tool for redressing clamps for symmetric couplings



Description	Weight (kg)	Ref.
For symmetric couplings DN65 to 100		**02037**
For symmetric couplings DN15 to 50		**02038**

Signs



Description	Weight (kg)	Ref.
Sign "FIRE HOSE REEL"		**07874**
Sign "FIRE EXTINGUISHER"		**07875**
Sign "FDC"		**07876**
Sign "FIRE POINT"		**07877**
Sign "DRY STANDPIPE"		**07878**
Sign" RIA, operating instruction"		**09838**



Crimping tool



Crimping of couplings on hose with the help of a crimping ring. Capacity 400 tons, Max crimping Ø144 mm. Standard voltage 375V - 420V 50Hz 3Ph, motor power 5,5 KW (7,5 Hp)

Description	Weight (kg)	Ref.
Crimping tool	608 (without oil)	**09873**
Jaws ø45		**09874**
Jaws ø50		**09875**
Jaws ø65		**09876**
Jaws ø70		**09877**
Jaws ø75		**09878**
Jaws ø80		**09879**
Jaws ø90		**09880**
Jaws ø100		**09881**
Jaws ø110		**09882**
Jaws ø125		**09883**

Binding tool



For symmetric couplings DN20 to 150. Setting of the tightening of the wire. Universal tool with two jaws for couplings with inside diameter 34 until 134, with removable handwheel, can be delivered unassembled. This tool can be motorised by adding belt pulley, motor and reversible motor.

Description	Weight (kg)	Ref.
Universal tool		**13452**
Binding tool with assemblies		**07080**

Assembly



Description	Weight (kg)	Ref.
Assembly for symmetric couplings DN50		**07530**
Assembly for symmetric couplings DN80		**07531**
Assembly for symmetric couplings DN150		**07532**
Assembly for round thread female couplings DN20		**07533**
Assembly for round thread male couplings DN20		**07534**
Assembly for symmetric couplings DN20		**07535**
Assembly for symmetric couplings DN40		**07536**
Assembly for symmetric couplings DN65		**07537**
Assembly for symmetric couplings DN100		**07538**

Consommable



Description	Weight (kg)	Ref.
Iron wire roll, diam. 15/10e	7	**09376**

POK France - ZI Les Guignons - 10400 Nogent-sur-Seine - FRANCE
Tel: +33 (0)3 25 39 84 78 - Fax: +33 (0)3 25 39 84 90 - Email: export@pok.fr - Web: www.pok.fr

Universal binder



Description	Weight (kg)	Ref.
Universal binder for binding from 25 to 110		**13448**



Hose bridges in aluminium



A bridge is a combination of two halves which fit together, four halves are sufficient to enable a vehicle to pass. Maximum load: 4 tons per car axle. Max speed: 5 km/h

Description	Weight (kg)	Ref.
Each half-bridge		**03123**

Hose bridges in rubber



Max load: 13 tons per half. Four halves are sufficient to enable a vehicle to pass.

Description	Weight (kg)	Ref.
Bridge for two hoses of 70mm		**03236**
Bridge for two hoses of 110mm		**03237**

Hose puller



Diameter of hose	Weight (kg)	Ref.
DN 3"		**35043**
DN 2.5"	1,5	**28905**
DN 2"	1,5	**28912**
DN 1.75"	1,5	**29361**

Carrying strap for hoses



Description	Weight (kg)	Ref.
Carrying strap for hoses of any diameter up to 110mm		**15920**

Elbows for carrying hoses DN75



Description	Weight (kg)	Ref.
Elbows for carrying hoses		**10223**

POK France - ZI Les Guignons - 10400 Nogent-sur-Seine - FRANCE
Tel: +33 (0)3 25 39 84 78 - Fax: +33 (0)3 25 39 84 90 - Email: export@pok.fr - Web: www.pok.fr

Device to stabilise powered cables



Description	Weight (kg)	Ref.
Device to stabilise powered cables DN100		**16363**
Device to stabilise powered cables from DN45 to 70		**16364**

Fire-hose strangler



Description	Weight (kg)	Ref.
Fire-hose strangler		**01930**

Cover ban for fire-hose leaks in linen



Description	Weight (kg)	Ref.
Cover ban for fire-hose leaks		**03124**

Hose anti-leakage Shutter



These devices consist of an articulated curved arch on a plate. A cam lever at the end of the arch acts as a locking mechanism. To use: open the lock, insert the hose with the leak side towards the plate, close the lever, and lock with the cam lever. An opening at the top allows for a 3 mm cord to prevent the accidental release of the locking mechanism while the hose is operated.

Description	Weight (kg)	Ref.
Anti-leakage shutter for hose P.I.L. of 45		**03399**
Anti-leakage shutter for hose P.I.L. of 70	0,25	**03373**
Anti-leakage shutter for hose P.I.L. of 110		**09831**

Device to clean hoses of DN75



Description	Weight (kg)	Ref.
Storz C/52 coupling	3,6	**29072**
2" BSP male	3,33	**29415**

Folding support for "PIL" hoses



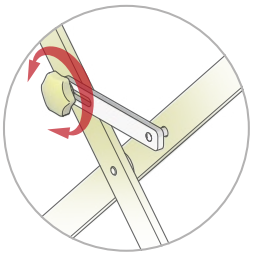

Knob to set the length of the folding





Material: aluminium alloy
Surface treatment: polyester coated

Device allowing folding hoses one on each other fixed on a wall or mobile (folded), Those products are solid and made of aluminium alloy yellow polyester coated

Dimensions (mm)	Weight (kg)	Ref.
740 x 280 x 106	3,52	**33236**
1160 x 172 x 1505	10,2	**30366**



POK France - ZI Les Guignons - 10400 Nogent-sur-Seine - FRANCE
Tel: +33 (0)3 25 39 84 78 - Fax: +33 (0)3 25 39 84 90 - Email: export@pok.fr - Web: www.pok.fr

Driving ropes



In nylon, 8mm diameter, with ring, hook and rope eyes.

Description	Weight (kg)	Ref.
Driving rope of length 25m	1,29	**09365**

Rope



In nylon, 18mm diameter, with ring, hook and rope eye.

Description	Weight (kg)	Ref.
Rope of length 20m	4,86	**09364**

Bag for driving ropes



Description	Weight (kg)	Ref.
Bag for driving rope (without rope)	0,22	**15921**



Hose carrying device with straps



Description	Weight (kg)	Ref.
Hose carrying device with straps		**16107**

Hose carrying device without accessories - Sherpa model



Description	Weight (kg)	Ref.
Hose carrying device without accessories - Sherpa model		**16655**

Bracket "CHEYENNE"



Description	Weight (kg)	Ref.
Upper bracket "CHEYENNE"		**26045**
Lower bracket "CHEYENNE"		**26046**

Hose carrying bag "APACHE"



Description	Weight (kg)	Ref.
Hose carrying bag "APACHE"		**26044**

Fixing strap "SPIDER" (one pair)



Description	Weight (kg)	Ref.
Fixing strap "SPIDER" (1 pair)		**26043**

POK France - ZI Les Guignons - 10400 Nogent-sur-Seine - FRANCE
Tel: +33 (0)3 25 39 84 78 - Fax: +33 (0)3 25 39 84 90 - Email: export@pok.fr - Web: www.pok.fr

Hose carrying device with bag



Description	Weight (kg)	Ref.
Hose carrying device with bag		**16108**

Carrying cases



Description	Weight (kg)	Ref.
550x420x260 for nozzle/flowmeter		**16141**
390 x 320 x 110 for nozzles		**16534**
430 x 360 x 130 for nozzles		**19708**



Mushroom type handles



Material: aluminium alloy
Surface treatment: red epoxy coated

Description	Weight (kg)	Ref.
Female threaded handle M8	0,07	**03170**
Female threaded handle M12	0,06	**03176**

Handles for tube



With two grooves on each of its extremities, the handle may be fixed on all tubes by means of two screws.

Material: aluminium alloy
Surface treatment: red epoxy coated

Description	Weight (kg)	Ref.
Handles for tube (2x Ø5, length from center to center 184)	0,13	**02072**

Bridge type handles



May be fixed by the means of two threaded stems or with four bolts.

Material: aluminium alloy
Surface treatment: red epoxy coated

Description	Weight (kg)	Ref.
Bridge type handles	0,32	**02294**

POK France - ZI Les Guignons - 10400 Nogent-sur-Seine - FRANCE
Tel: +33 (0)3 25 39 84 78 - Fax: +33 (0)3 25 39 84 90 - Email: export@pok.fr - Web: www.pok.fr

Tools and equipment mounts



Support in rigid plastic and closing straps in resilient elastomer. Helps to fix firmly cylindrical equipments, the support can be used to mount tools/equipment in any position, quick and safe open/close operation.

Material: polypropylene and nitril

For diameter	Mount		Extender	
	Weight (kg)	Ref.	Weight (kg)	Ref.
DN38 - 1.5"	0,15	**17017**	0,17	**17869**
DN51 - 2"	0,18	**17020**	0,18	**17868**
DN60 - 2.5"	0,20	**15190**	0,20	**17867**
DN76 - 3"	0,24	**15188**	0,21	**17866**
DN90 - 3.5"	0,48	**15184**	0,25	**17865**

Rail and rail-nut



Maximum length: 6 meters

Description	Weight (kg)	Ref.
Rail (specify length when ordering)	1,25 per meter	**17864**
Rail-nut of 38 (1.5")	0,08	**19567**
Rail-nut of 51 (2")	0,09	**19568**
Rail-nut of 60 (2.375")	0,09	**19569**
Rail-nut of 76 (3")	0,1	**19570**
Rail-nut of 92 (3.5")	0,12	**19571**

Metallic ladders



Conform to norm EN 1147

Description	Weight (kg)	Ref.
Extension ladder / doubble plane, with rope and pulley. Height folded: 3m. Height unfolded: 5m		**07610**
Extension ladder / doubble plane, with rope and pulley. Height folded: 4,5m, Height unfolded: 8,25m		**07611**
Extension ladder / triple plane, with rope and pulley. Height folded: 3,5m, Height unfolded: 8,50m		**07612**
Extension ladder / triple plane, with rope and pulley. Height folded: 4,5m, Height unfolded: 10,75m		**07613**
Ladder with hock straight 4,20m		**07614**
Ladder with hock folded: 2,40m, unfolded: 4,20m		**07615**

Hose ladder hook for hose



The hook is fixed on the bars and allows to tighten the hose on the ladder. Several hooks can be added in a row.

Material: stainless steel

Description	Weight (kg)	Ref.
Hose ladder hook for hose Ø45 mm	0,26	**22098**
Hose ladder hook for hose Ø70 mm	0,25	**15919**



POK France - ZI Les Guignons - 10400 Nogent-sur-Seine - FRANCE
Tel: +33 (0)3 25 39 84 78 - Fax: +33 (0)3 25 39 84 90 - Email: export@pok.fr - Web: www.pok.fr

Vest



Description	Weight (kg)	Ref.
Vest - 25 liters		**16104**

Stirrup pump



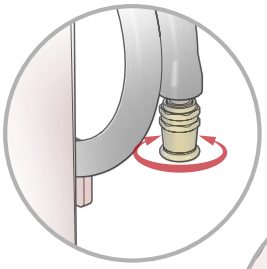

The stream pattern can be changed by rotating the nozzle tip.

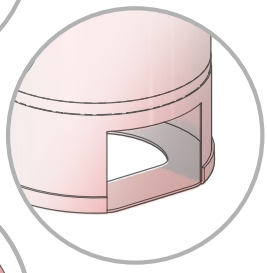

Section cut out in the base to maintain stable position on the floor with a foot

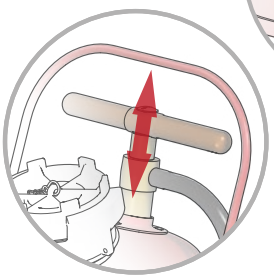

Operate the pump using the large wooden handle

Capacity: 15 liters
Material: aluminium alloy, brass and wood
Surface treatment: polyester coating
Throwing range: 12 meters



Our stirrup pump we baptised "Chimney fire" is composed of an aluminium container allowing up to 15 liters. The pump is operated using a large wooden handle and a semi-rigid pipe of 1,6 meters.
It comes with a 12 lpm nozzle tip having selectable stream pattern positions: straight jet, spray and closed.
A section cut out in the base enables a foot to keep the pump maintained on the floor and an easy operation.

Flow rate	Capacity (liter)	Dimensions (mm)	Weight (kg)	Réf.
12 lpm	15	340 x 306 x 610	6,27	**33730**

Rigid stirrup pump 22 liters



Description	Weight (kg)	Ref.
Rigid stirrup pump 22 liters		**16103**

Fire axe



Description	Weight (kg)	Ref.
Fire axe		**16110**

Protection for axe



Description	Weight (kg)	Ref.
Protection for axe		**16115**

Hook



Description	Weight (kg)	Ref.
Hook with handle		**16631**
Hook without handle		**16100**
Handle 2x 2m for hook		**16101**

Anchor 1m



Description	Weight (kg)	Ref.
Anchor 1m		**16102**

Window breaker in stainless steel



Description	Weight (kg)	Ref.
Window breaker in stainless steel	2,5	**20976**



Handle and protection for hand and arm

POK France - ZI Les Guignons - 10400 Nogent-sur-Seine - FRANCE
Tel: +33 (0)3 25 39 84 78 - Fax: +33 (0)3 25 39 84 90 - Email: export@pok.fr - Web: www.pok.fr

Axe to break doors



Description	Weight (kg)	Ref.
Axe to break doors		**26205**

Protection for axe



Description	Weight (kg)	Ref.
Protection for axe		**26206**

Crow bar



Description	Weight (kg)	Ref.
Crow bar big model		**18845**
Crow bar small model		**16109**

Protection for small crow bar model



Description	Weight (kg)	Ref.
Protection for small crow bar model		**18649**

Sewer cylinders for unblocking sewers



Description	Aluminium		Bronze	
	Weight (kg)	Ref.	Weight (kg)	Ref.
DN20, double-ribbed tail 25				**03672**
DN40, double-ribbed tail 35				**09366**
DN40, SG DN40 inlet				**09367**
DN40, 1.5" NST-NH female		**02278**		
DN40, DSP DN40 inlet		**02467**		
DN52, 2" BSP male		**09101**		
DN65, 2.5" NST-NH female		**02273**		

Ground post to anchor ladders



Description	Weight (kg)	Ref.
Ground post to anchor ladders		**18443**

Fire belt



Description	Weight (kg)	Ref.
Fire belt	0,5	**03485**

Champagne cork



Description	Weight (kg)	Ref.
Champagne cork		**22040**

POK France - ZI Les Guignons - 10400 Nogent-sur-Seine - FRANCE
Tel: +33 (0)3 25 39 84 78 - Fax: +33 (0)3 25 39 84 90 - Email: export@pok.fr - Web: www.pok.fr

Pressure regulator



Prevents overpressures and waterhammers.

Material: aluminium alloy

Description	Weight (kg)	Ref.
DRUCKBEGRENZUNGSVENTIL with STORZ B/75 couplings	5,65	**27422**
DRUCKBEGRENZUNGSVENTIL with 2.5" BSP male	4,38	**29414**

Signaling trolley



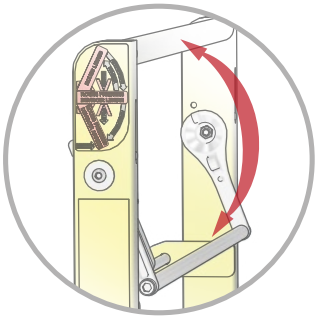

Locking handle of the trolley

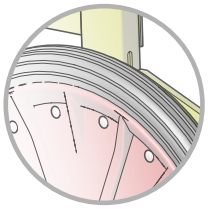

Wheels with rubber bands

Material: steel
Surface treatment: polyester coating
Safety: unlocking with safety lever
Capacity: 6 traffic cones (not inclued), triflash sign (not inclued)

This carriage trolley is used to equip the fire and rescue services for transportation, easy storage, and implementation of the traffic marking equipment.
Traffic cones and signs are not included. This trolley can be fixed at the back of the fire truck at the same location the mobile hose reel is at and using the same mounting.
It is equipped with a drawbar, a safety lock handle, fastening straps for quick operation and two solid rubber tyres.
The steel making is coated with polyester.

Dimensions (mm)	Weight (kg)	Ref.
703 x 949 x 1338	69	**33837**









Annex

Conditions of sale 426
BSP threads....428
Flanges dimensions....429
Fire nozzles flow rate 430
Fire nozzles reaction force 431
Horizontal stream trajectories 432
Vertical stream trajectories 433
Pressure loss in fire hose with smooth interior surface 434
Metric-imperial conversion 435
Pressure conversions 436
POK, its name is a story... 437
Index by code 438

POK France - ZI Les Guignons - 10400 Nogent-sur-Seine - FRANCE
Tel: +33 (0)3 25 39 84 78 - Fax: +33 (0)3 25 39 84 90 - Email: export@pok.fr - Web: www.pok.fr

1. Warranty
Our products are guaranteed for two years from the date of receipt. The warranty covers faults with the raw materials and any defect in the production such as those defined in articles 1641 and the following found in the French Civil Code. The cost of labour to eliminate these defects in our workshops is also covered. The guarantee is limited to the replacement of the defective piece. You will not be able to receive monetary compensation. The cost of shipping is not covered under this warranty. The warranty will not apply if we are able to determine that the materials have been damaged by:
- Normal wear and tear from proper usage of the product
- Incorrect usage of the product
- Accidents caused by negligence
- Lack of proper attention to the product
- Failure to maintain effective upkeep of the product
- Not conforming to standards for using the product
- Altering the product to use it outside of its professional usages
- Improper storage of the product

2. Sales
When placing an order, the client accepts the present conditions. They can not be modified by any provision in favor of the buyer or his commercial interests. All first purchases must be accompanied with a bank statement permitting us to open an account. The order, including the client notes and any commitments made by our agents, are not valid until we have acknowledged receipt of the order. Orders which have a net cost before taxes of less than our minimum order price of 150 € will be increased at the fixed amount of 50 €.

3. Price
Our prices are established based on the rates in effect on the day the merchandise is shipped.
They are ex-Works Nogent-Sur-Seine (France), packing and freight charges in addition, even when we do advance payment of the freight.

4. Payment
Time allotted to pay any invoice has to be concluded with the sales department. In a case of late payment, interest will be charged from the due date. All disputes relating to the settlement of the order are under the jurisdiction of the Court of Commerce in Troyes (Tribunal de Commerce de Troyes). Our money orders or acceptances are neither novations nor exceptions from this jurisdiction clause, even in the case of a warranty claim or if there are several defendants. Payment for merchandise may not be changed or delayed due to any delays in delivery of merchandise. Any failure on the part of the buyer in the execution of the payment of one or more of the agreed-upon invoices with the supplier will cause the cancellation of the sale and will give the seller the right to reclaim the property. For amounts less than 250€, payment by bank transfer is demanded upon receipt of the invoice.

5. Shipping
The delivery time mentioned on the Acknowledgment of Receipt of Order is simply a prediction based on current conditions. Any delay will not be our responsibility. In the case of a major event (such as strikes, lock-outs, epidemics, requisition, war, revolution, or natural disaster), we will be released from any obligations taken under our Acknowledgement of Receipt of Order. Shipments are made according to the best rates of transport that we are able to find while also taking into account the quality of service. The cost of shipping and handling are charged to the customer regardless of any divisions of the order. All orders amounting to more than 600€, excluding taxes, will receive free shipping to the destination if the order is for France; this excludes the first order and opening of an account where free shipping is only given for orders over 1525€, excluding taxes. All the orders for export are ex-Works Nogent-Sur-Seine (France).
It is possible to ask for express shipping or to split the shipping of an order. However, the price of shipping and handling will be applied to each delivery.
Any dispute or complaint relating to our deliveries must be submitted in writing within 15 days of the date of delivery.

6. Returns
All returns must be subject to an agreement with our services. In all cases, returns must be addressed to our factory, freight and taxes paid by the customer. Nonstandard and customized merchandise, merchandise that has been damaged or modified may not be returned. Standard merchandise that is in good condition may be returned within two months after shipment at the latest. A 30% decrease in the sales price will be applied.

7. Shipping & Delivery
Once it is shipped, the merchandise is the responsibility of the transport company. In the event of damaged or missing merchandise, it is advised to point it out in writing on the carrier receipt and to send a registered letter to the carrier within 48 hours of receipt of merchandise.

POK France - ZI Les Guignons - 10400 Nogent-sur-Seine - FRANCE
Tel: +33 (0)3 25 39 84 78 - Fax: +33 (0)3 25 39 84 90 - Email: export@pok.fr - Web: www.pok.fr

8. After-sales service
The transit of material carries a transfer of risks of loss or destruction of merchandise, subject to the damage that could occur. In this event, a quote is sent to the customer within 10 days. After accepting this quote by means of a purchase order, the products are returned within maximum 10 days. The cost of shipping remains the responsibility of the customer. If the customer does not respond within four weeks after the delivery of the estimate, the customer will be reminded per email. If there is no response within 3 months, the merchandise will be destroyed. In the case of a refusal, the merchandise will be returned at the customers expense.

9. Catalogue
Any images or drawings depicted in our catalogue or other documents are only meant to be a guide and are not eligible for dispute or complaint. We use the commonly accepted dimensions and specifications for our merchandise. We reserve the right to modify or change at any moment the merchandise shown in the catalogue or to stop the sale of these items, and this may not be held against us in any form.

Conform to French norm NF E 03-005

Conform to German norm DIN 259

Conform to International norm ISO 228

External cylindrical thread

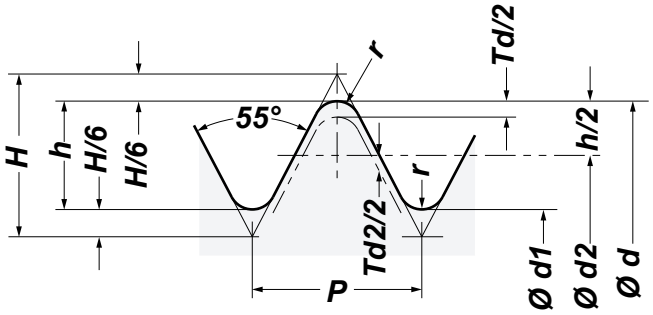

Internal cylindrical thread

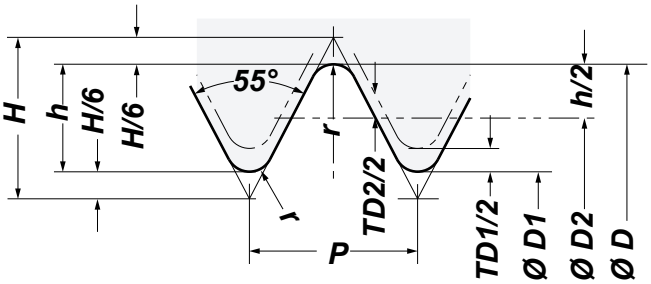

Units		Step	Number of threads per inch	Depth h (mm)	Diameters			Exterior thread		Interior thread	
Inch	Millimeters	P (mm)			Exterior D=d (mm)	Side D2=d2 (mm)	Nut D1=d1 (mm)	Side (classe B)	Top Td	Side Td2	Top Td1
0.25"	6	1,337	19	0,856	13,157	12,301	11,445	- 0,250	- 0,250	+ 0,125	+ 0,445
0.375"	10	1,337	19	0,856	16,662	15,806	14,95	- 0,250	- 0,250	+ 0,125	+ 0,445
0.5"	15	1,814	14	1,162	20,955	19,793	18,631	- 0,284	- 0,284	+ 0,142	+ 0,541
0.75"	20	1,814	14	1,162	26,441	25,279	24,117	- 0,284	- 0,284	+ 0,142	+ 0,541
1"	25	2,309	11	1,479	33,249	31,77	30,291	- 0,360	- 0,360	+ 0,180	+ 0,640
1.25"	32	2,309	11	1,479	41,910	40,431	38,952	- 0,360	- 0,360	+ 0,180	+ 0,640
1.5"	40	2,309	11	1,479	47,803	46,324	44,845	- 0,360	- 0,360	+ 0,180	+ 0,640
2"	50	2,309	11	1,479	59,614	58,135	56,656	- 0,360	- 0,360	+ 0,180	+ 0,640
2.25"	55	2,309	11	1,479	65,710	64,231	62,752	- 0,434	- 0,434	+ 0,217	+ 0,640
2.5"	65	2,309	11	1,479	75,184	73,703	72,226	- 0,434	- 0,434	+ 0,217	+ 0,640
3"	80	2,309	11	1,479	87,884	86,405	84,926	- 0,434	- 0,434	+ 0,217	+ 0,640
3.5"	90	2,309	11	1,479	100,330	98,851	97,372	- 0,434	- 0,434	+ 0,217	+ 0,640
4"	100	2,309	11	1,479	113,030	111,551	110,072	- 0,434	- 0,434	+ 0,217	+ 0,640
4.5"	115	2,309	11	1,479	125,730	124,251	122,772	- 0,434	- 0,434	+ 0,217	+ 0,640
5"	125	2,309	11	1,479	138,430	136,951	135,472	- 0,434	- 0,434	+ 0,217	+ 0,640
5.5"	140	2,309	11	1,479	151,130	149,651	148,172	- 0,434	- 0,434	+ 0,217	+ 0,640
6"	150	2,309	11	1,479	163,830	162,351	160,872	- 0,434	- 0,434	+ 0,217	+ 0,640
7"	175	2,540	10	1,626	189,230	187,604	185,978				
8"	200	2,540	10	1,626	214,630	213,004	211,378				
9"	225	2,540	10	1,626	240,030	238,404	236,778				
10"	250	2,540	10	1,626	265,430	263,804	262,178				
12"	300	3,175	8	2,032	316,23	314,198	312,166				
16"	400	3,175	8	2,032							

BSP cylindrical thread without watertightness in the thread

POK France - ZI Les Guignons - 10400 Nogent-sur-Seine - FRANCE
Tel: +33 (0)3 25 39 84 78 - Fax: +33 (0)3 25 39 84 90 - Email: export@pok.fr - Web: www.pok.fr

Flanges dimensions

Conform to French norms NF E 29-201 and NF E 29-203

Conform to German norm DIN 2501

Conform to US norm ANSI B 16-5

Conform to International norm ISO 2084

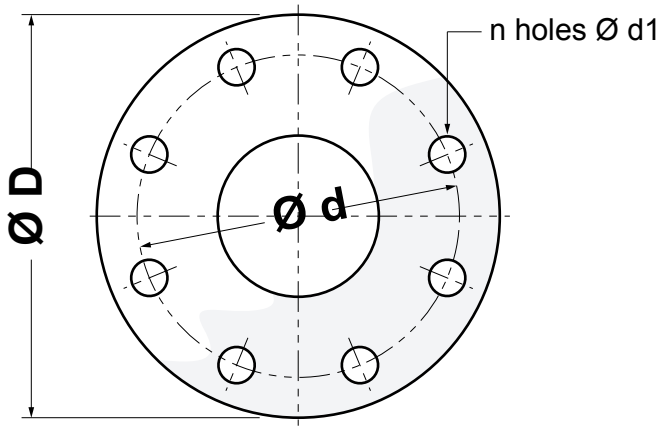

DN: nominal diameter
D: flange exterior diameter
d: diameter of hole circles
d1: diameter of through holes
Fil.: bolt threads
n: number of bolts
e: flange thickness
PN: nominal pressure in bar

Nominal Diameter DN (mm)	PN16 (ISO Standard) (dimensions in mm)						ASA 150 lbs - ISO PN20 (dimensions in mm)					
	D	d	d1	Fil.	n	e	D	d	d1	Fil.	n	e
15	95	65	14	M12	4	14	88,9	60,3	15,9	M14	4	11,2
20	105	75	14	M12	4	16	98,4	69,8	15,9	M14	4	12,7
25	115	85	14	M12	4	16	108,0	79,4	15,9	M14	4	14,3
32	140	100	18	M16	4	16	117,5	88,9	15,9	M14	4	15,9
40	150	110	18	M16	4	16	127,0	98,4	15,9	M14	4	17,5
50	165	125	18	M16	4	18	152,4	120,6	19,0	M16	4	19,1
65	185	145	18	M16	4	18	177,8	139,7	19,0	M16	4	22,3
80	200	160	18	M16	8	20	190,5	152,4	19,0	M16	4	23,9
100	220	180	18	M16	8	20	228,6	190,5	19,0	M16	8	23,9
125	250	210	18	M16	8	22	254,0	215,9	22,2	M20	8	23,9
150	285	240	22	M20	8	22	279,4	241,3	22,2	M20	8	25,4
175	315	270	22	M20	8	24						
200	340	295	22	M20	12	24	342,9	298,4	22,2	M20	8	28,6
225	370	325	22	M20	12	24						
250	405	355	26	M24	12	26	406,4	362,0	25,4	M24	12	30.2
300	460	410	26	M24	12	28	482,6	431,8	25,4	M24	12	31,8
350	520	470	26	M24	16	30	533,4	476,2	28,6	M27	12	34,9
400	580	525	30	M27	16	32	596,9	539,8	28,6	M27	16	36,5
450	640	585	30	M27	20	32	635,0	577,8	31,8	M30	16	39,7
500	715	650	33	M30	20	34	698,5	635,0	31,8	M30	20	42,9

General Usage Flanges

Fire nozzles flow rate

The flow through a firefighting nozzle is determined by the formula :

(Torricelli's Formula) $Q_v = S . \sqrt{2 g . H}$

in which :
Qv = Volumetric flow (m²/s)
S = Area of the nozzle tip (m²)
g = Acceleration of the weight (9,81 m/s²)
H = Monometric height in meters (m)

Manometric Height (Formula) $H = P/(\rho . g)$

in which :
P = Pressure of the nozzle
ρ= Volumetric Mass (kg/m³) : example water = 1000 kg/m³

Therefore : $Q_v = \pi/4 . d^2 . \sqrt{2g . P/\rho . g}$

Flow through the Nozzle (Formula) $Q_v = 0,666 . d^2 . \sqrt{P}$

Qv = Flow through the nozzle (lpm)
d = Diameter of the nozzle tip (mm)
P = Pressure of the nozzle (bar)

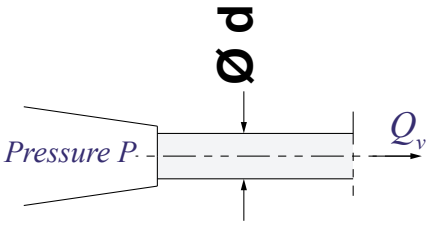

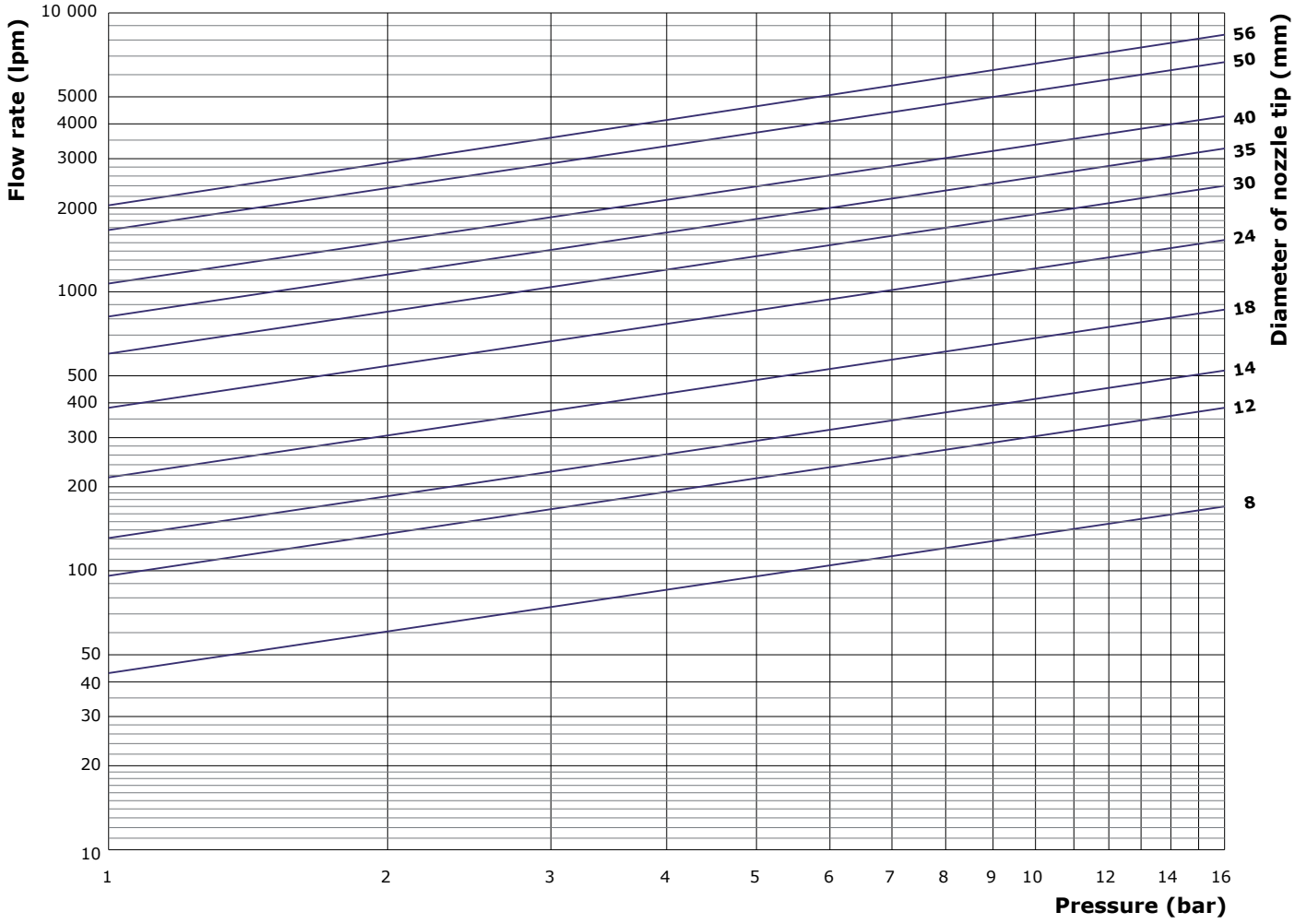

Flow rates through Firefighting Nozzles, by pressure and nozzle tip diameter

POK France - ZI Les Guignons - 10400 Nogent-sur-Seine - FRANCE
Tel: +33 (0)3 25 39 84 78 - Fax: +33 (0)3 25 39 84 90 - Email: export@pok.fr - Web: www.pok.fr

The value of the reaction force of a firefighting nozzle is determined by the formula :

Reaction Force of a Firefighting nozzle

$$F = Q_m \cdot v = \rho \cdot Q_v \cdot v$$

In which :
Qm = Mass Flow (Kg/s)
Qv = Volumetric Flow (m²/s)
ρ= Volumetric Mass (kg/m³) : example water = 1000 kg/m³
v = Velocity of the water at the nozzle tip (m/s)

(Torricelli's Formula)

$$Q_v = S \cdot \sqrt{2\,g \cdot H}$$

In which :
S = Area of the nozzle tip (m²)
g = Acceleration of the weight (9,81 m/s²)
H = Manometric Height in meters (m)

Therefore :

Reaction of the Nozzle (Formula)

$$F = \pi/2 \cdot d^2 \cdot \rho \cdot g \cdot H$$

$$F = 0{,}0157 \cdot d^2 \cdot P$$

F = Force of Reaction (daN)
d = Diameter of the nozzle tip (mm)
P = Pressure of the nozzle (bar)

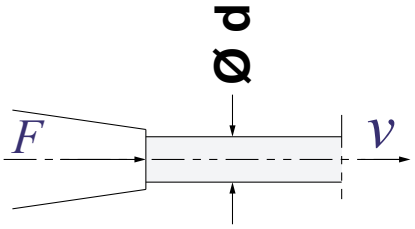

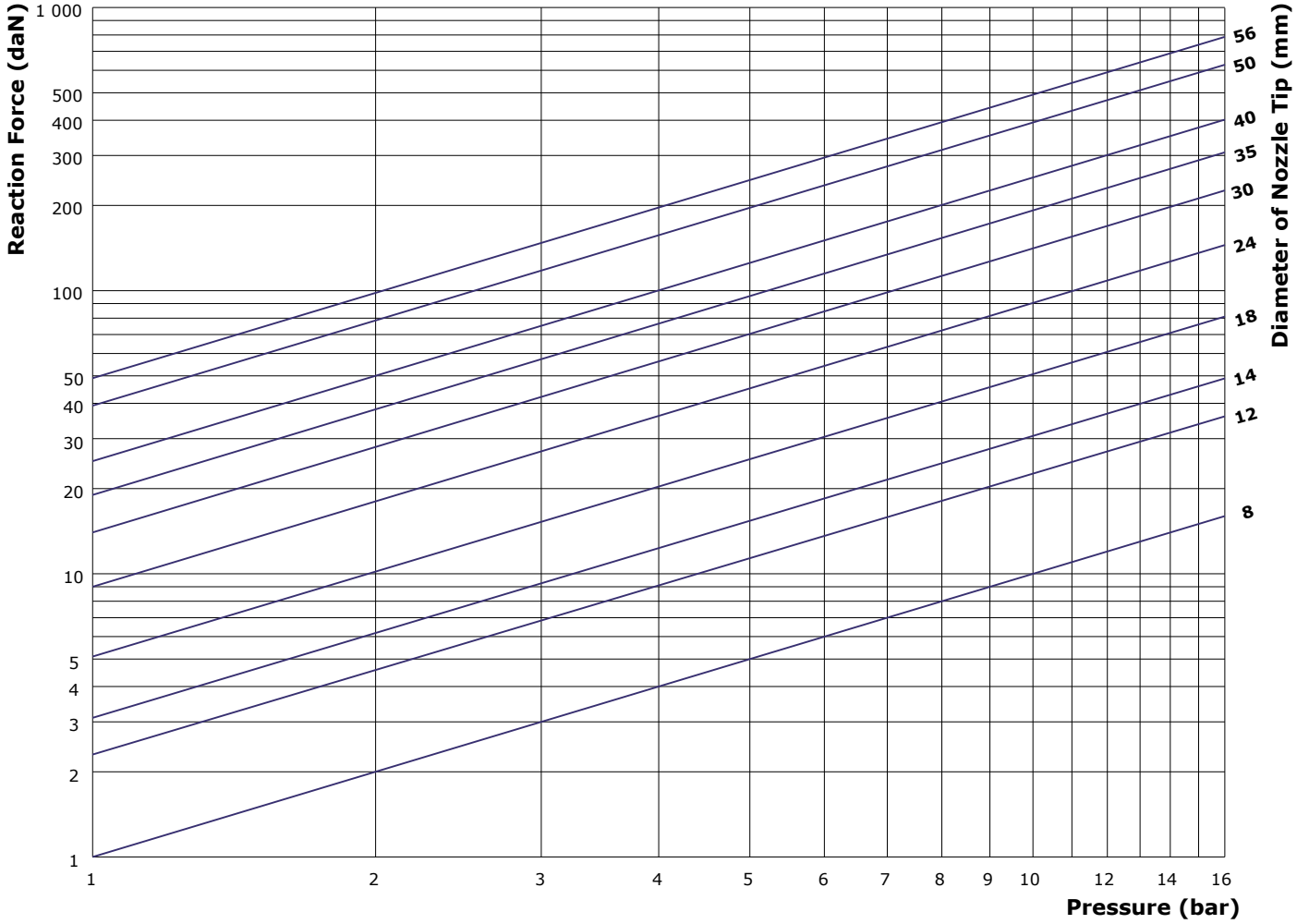

Reaction Force for Firefighting Nozzles, by pressure and tip diameter

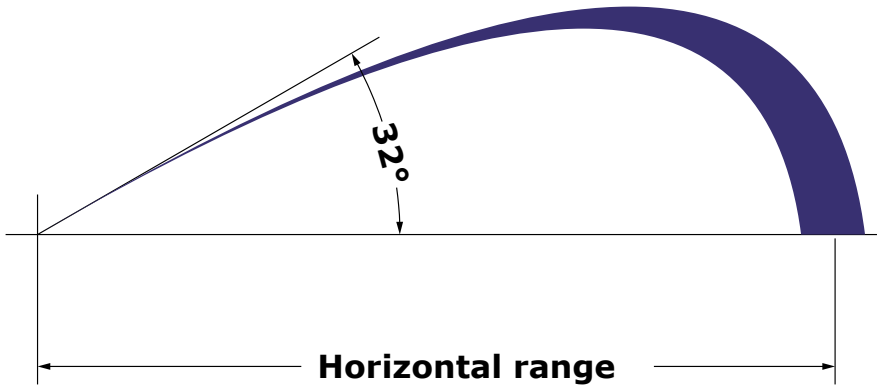

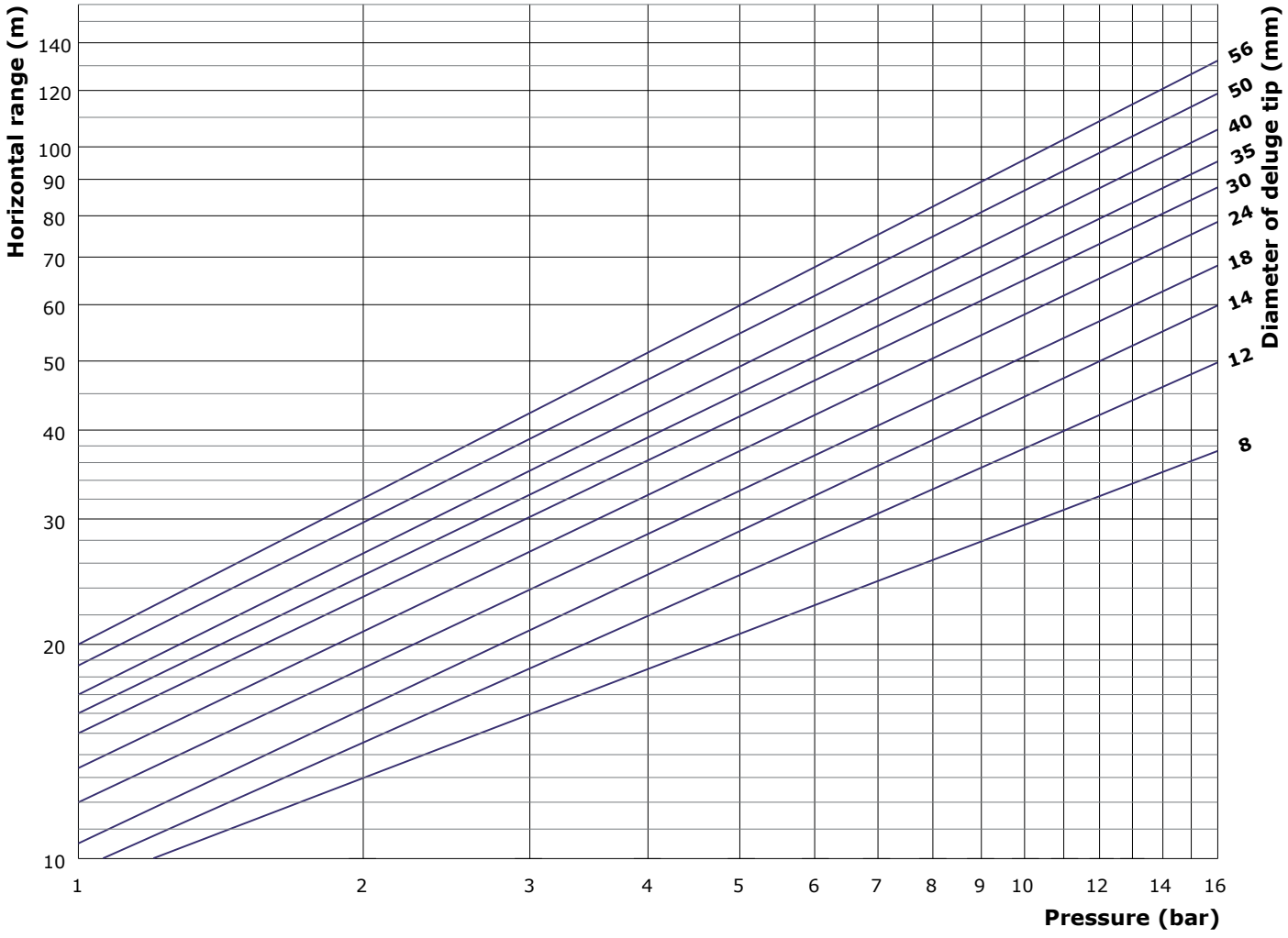

Horizontal stream trajectories of fire nozzles, by pressure and nozzle tip diameter

POK France - ZI Les Guignons - 10400 Nogent-sur-Seine - FRANCE
Tel: +33 (0)3 25 39 84 78 - Fax: +33 (0)3 25 39 84 90 - Email: export@pok.fr - Web: www.pok.fr

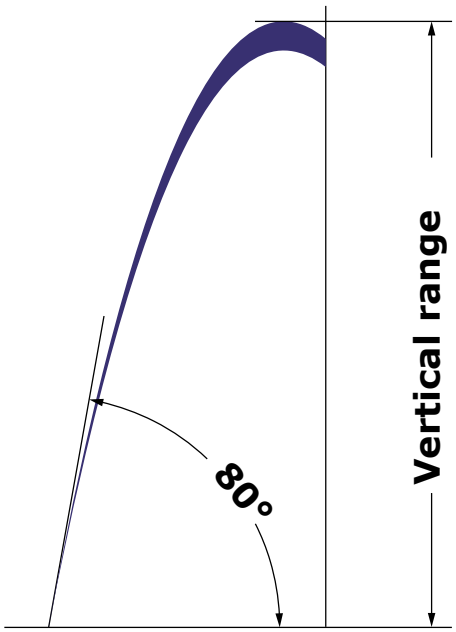

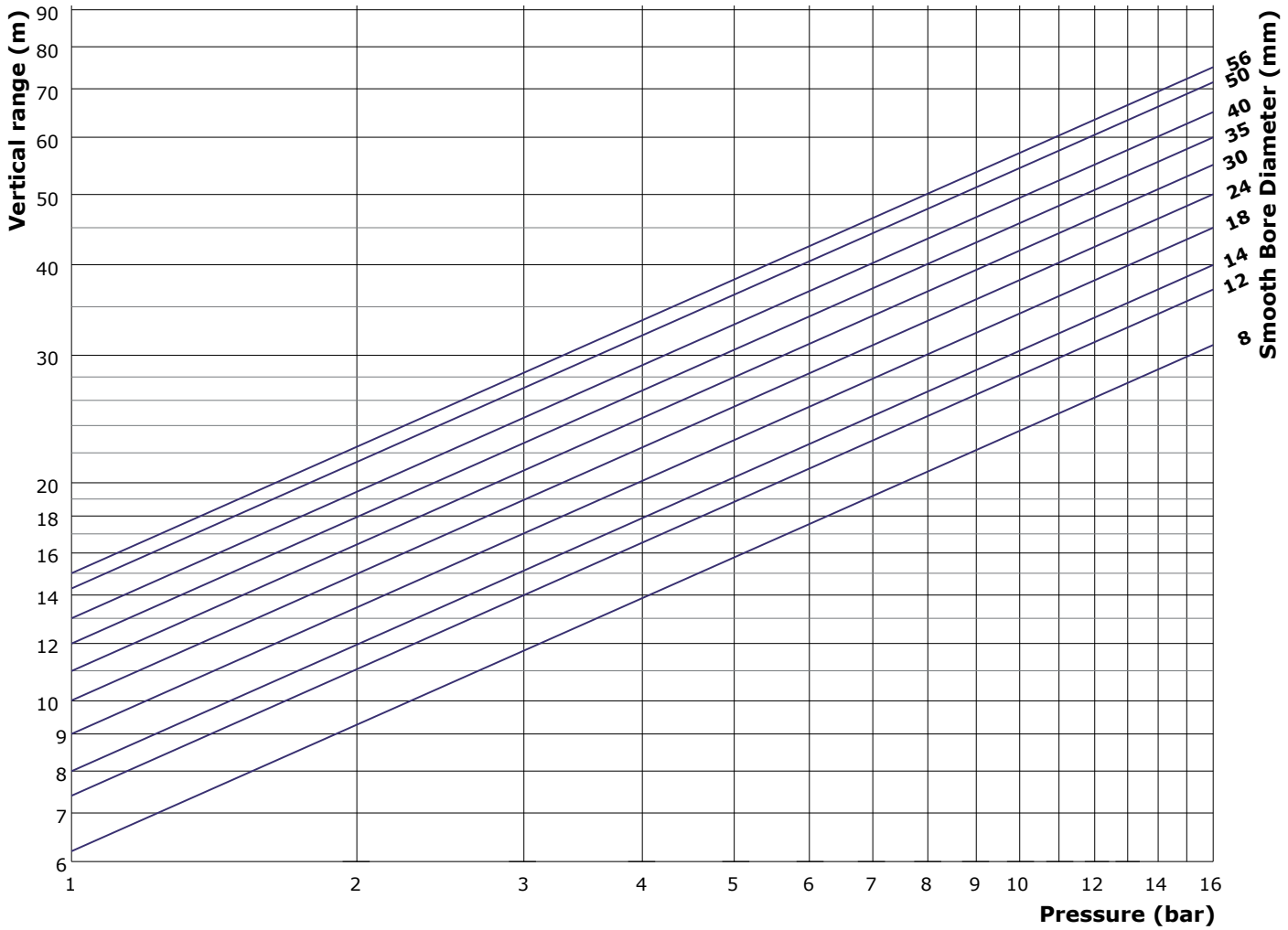

Vertical Stream Trajectories of fire nozzles, by pressure and nozzle tip diameter

Pressure loss for 40 m of flat firehose (in bar)

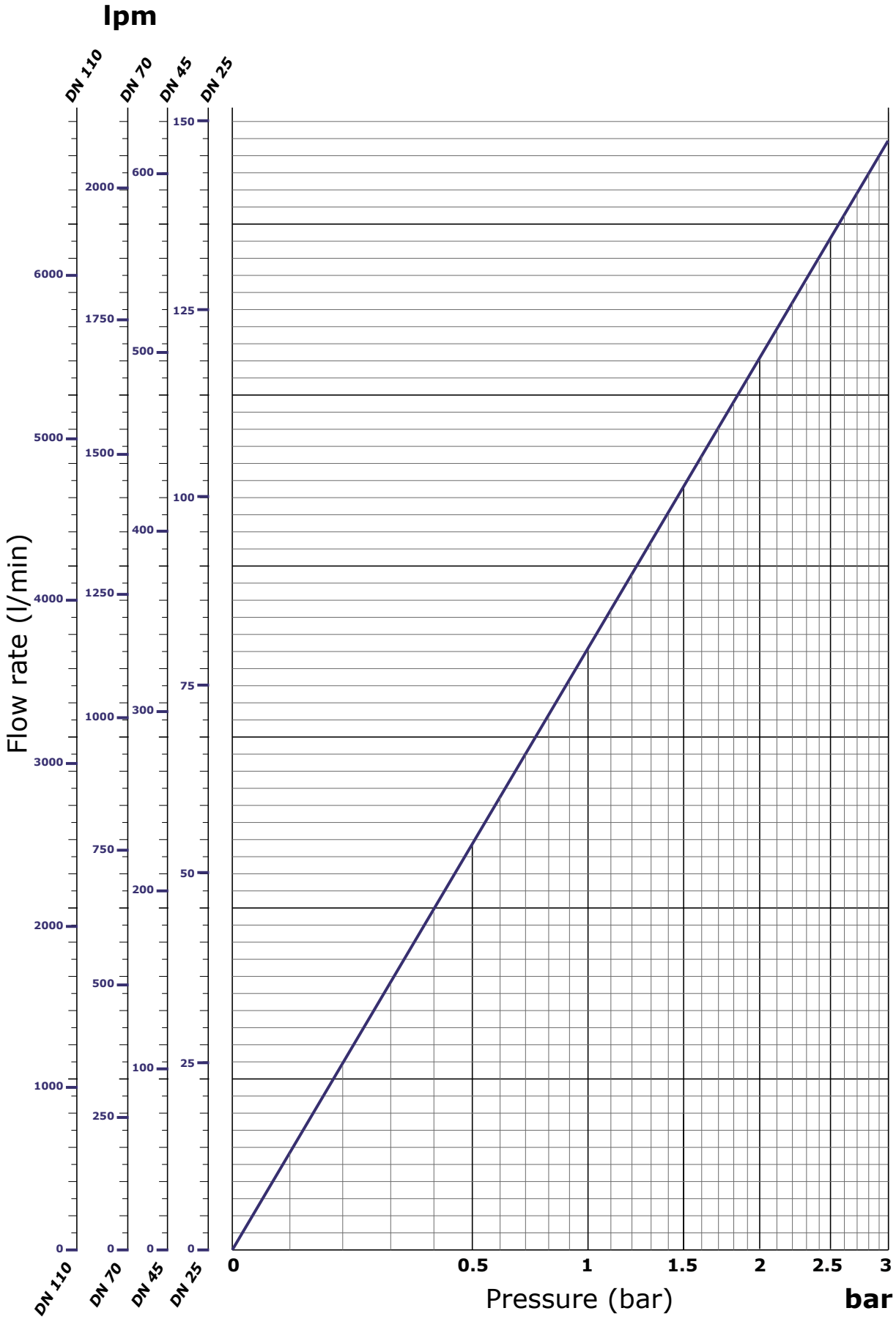

POK France - ZI Les Guignons - 10400 Nogent-sur-Seine - FRANCE
Tel: +33 (0)3 25 39 84 78 - Fax: +33 (0)3 25 39 84 90 - Email: export@pok.fr - Web: www.pok.fr

Metric-imperial conversion

1 inch = 25.4 mm
1 foot = 0.3048 m
1 yard = 0.914 m
1 mile = 1.609 km

1 square inch = 6.452 cm^2
1 square foot = 929 cm^2
1 square yard = 0.836 m^2

1 cubic inch = 16.387 cm^3
1 cubic foot = 28.312 dm^3
1 cubic yard = 0.765 m^3

1 US liquid pint = 0.473 l
1 US liquid quart = 0.946 l
1 US gallon = 3.785 l
1 UK pint = 0.568 l
1 UK quart = 1.136 l
1 UK gallon = 4.546 l

1 ounce = 28.349 g
1 pound (lb) = 0.454 kg

1 ounce per cubic foot = 1 kg/dm^3
1 pound per cubic foot = 16 g/dm^3
1 ounce per US gallon = 7.489 g/l
1 pound per US gallon = 0.12 kg/l
1 ounce per UK gallon = 6.236 g/l
1 pound per UK gallon = 0.1 kg/l

1 US gallon per minute = 3.785 lpm
1 UK gallon per minute = 4.546 lpm

1 pound-force (lbf) = 0.445 daN

1 pound-force
per square inch (psi) = 0.0689 bar

1 mile per hour per second = 0.447 m/s^2

Inches → / ↓	0	1/16	1/8	3/16	1/4	5/16	3/8	7/16	1/2	9/16	5/8	11/16	3/4	13/16	7/8	15/16
0	0,0	1,6	3,2	4,8	6,4	7,9	9,5	11,1	12,7	14,3	15,9	17,5	19,1	20,6	22,2	23,8
1	25,4	27,0	28,6	30,2	31,8	33,3	34,9	36,5	38,1	39,7	41,3	42,9	44,5	46,0	47,6	49,2
2	50,8	52,4	54,0	55,6	57,2	58,7	60,3	61,9	63,5	65,1	66,7	68,3	69,9	71,4	73,0	74,6
3	76,2	77,8	79,4	81,0	82,6	84,1	85,7	87,3	88,9	90,5	92,1	93,7	95,3	96,8	98,4	100,0
4	101,6	103,2	104,8	106,4	108,0	109,5	111,1	112,7	114,3	115,9	117,5	119,1	120,7	122,2	123,8	125,4
5	127,0	128,6	130,2	131,8	133,4	134,9	136,5	138,1	139,7	141,3	142,9	144,5	146,1	147,6	149,2	150,8
6	152,4	154,0	155,6	157,2	158,8	160,3	161,9	163,5	165,1	166,7	168,3	169,9	171,5	173,0	174,6	176,2
7	177,8	179,4	181,0	182,6	184,2	185,7	187,3	188,9	190,5	192,1	193,7	195,3	196,9	198,4	200,0	201,6
8	203,2	204,8	206,4	208,0	209,6	211,1	212,7	214,3	215,9	217,5	219,1	220,7	222,3	223,8	225,4	227,0
9	228,6	230,2	231,8	233,4	235,0	236,5	238,1	239,7	241,3	242,9	244,5	246,1	247,7	249,2	250,8	252,4
10	254,0	255,6	257,2	258,8	260,4	261,9	263,5	265,1	266,7	268,3	269,9	271,5	273,1	274,6	276,2	277,8
11	279,4	281,0	282,6	284,2	285,8	287,3	288,9	290,5	292,1	293,7	295,3	296,9	298,5	300,0	301,6	303,2
12	304,8	306,4	308,0	309,6	311,2	312,7	314,3	315,9	317,5	319,1	320,7	322,3	323,9	325,4	327,0	328,6
13	330,2	331,8	333,4	335,0	336,6	338,1	339,7	341,3	342,9	344,5	346,1	347,7	349,3	350,8	352,4	354,0
14	355,6	357,2	358,8	360,4	362,0	363,5	365,1	366,7	368,3	369,9	371,5	373,1	374,7	376,2	377,8	379,4
15	381,0	382,6	384,2	385,8	387,4	388,9	390,5	392,1	393,7	395,3	396,9	398,5	400,1	401,6	403,2	404,8
16	406,4	408,0	409,6	411,2	412,8	414,3	415,9	417,5	419,1	420,7	422,3	423,9	425,5	427,0	428,6	430,2
17	431,8	433,4	435,0	436,6	438,2	439,7	441,3	442,9	444,5	446,1	447,7	449,3	450,9	452,4	454,0	455,6
18	457,2	458,8	460,4	462,0	463,6	465,1	466,7	468,3	469,9	471,5	473,1	474,7	476,3	477,8	479,4	481,0
19	482,6	484,2	485,8	487,4	489,0	490,5	492,1	493,7	495,3	496,9	498,5	500,1	501,7	503,2	504,8	506,4
20	508,0	509,6	511,2	512,8	514,4	515,9	517,5	519,1	520,7	522,3	523,9	525,5	527,1	528,6	530,2	531,8
21	533,4	535,0	536,6	538,2	539,8	541,3	542,9	544,5	546,1	547,7	549,3	550,9	552,5	554,0	555,6	557,2
22	558,8	560,4	562,0	563,6	565,2	566,7	568,3	569,9	571,5	573,1	574,7	576,3	577,9	579,4	581,0	582,6
23	584,2	585,8	587,4	589,0	590,6	592,1	593,7	595,3	596,9	598,5	600,1	601,7	603,3	604,8	606,4	608,0
24	609,6	611,2	612,8	614,4	616,0	617,5	619,1	620,7	622,3	623,9	625,5	627,1	628,7	630,2	631,8	633,4

Conversion of inches and fractions to millimeters

1 psi = 0,0689 bar

1 bar = 14,504 psi

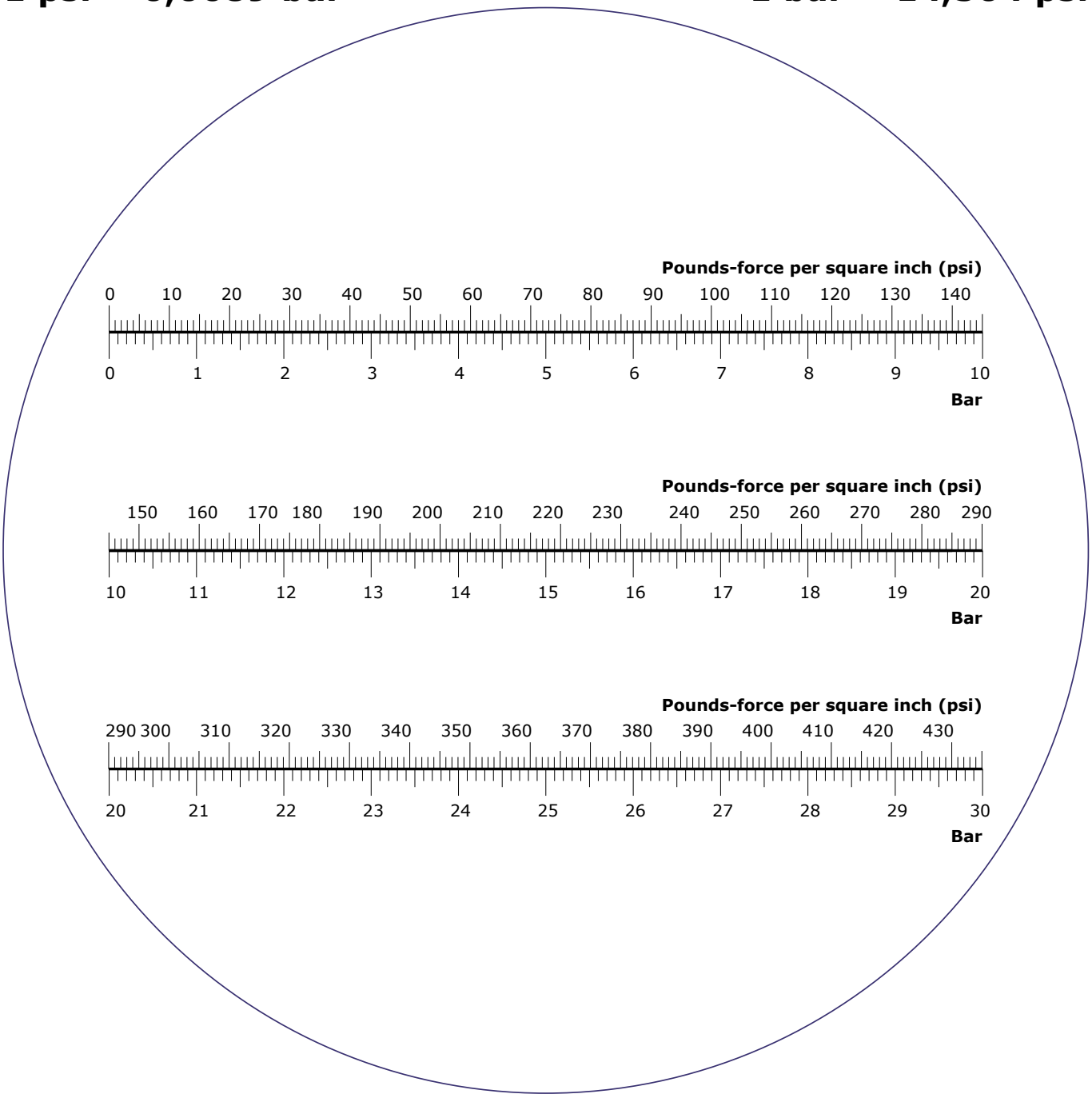

Conversion between "pounds per square inch (psi)" and "bar"

POK France - ZI Les Guignons - 10400 Nogent-sur-Seine - FRANCE
Tel: +33 (0)3 25 39 84 78 - Fax: +33 (0)3 25 39 84 90 - Email: export@pok.fr - Web: www.pok.fr

POK, its name is a story…

In the nineteenth century, my great-grandfather founded the National Office of meteorology in France. His knowledge of the climate led him to choose Saint Cast in Brittany for his holidays. He built a family home beside a large sandy beach. For a young boy, this idyllic location offers only the beach and the sea to pass the time.

For my tenth birthday my father gave me a sailboat. You should know that in Saint Cast, two kinds of sailors face the sea, one of the roughest in the world, with swirling winds, a coastline indented with tidal elevations of 15 meters, and currents that reach 5 knots: fishermen and yachtsmen.

Fishermen painted the name on their boat, yachtsmen inscribed the name of their vessel in copper letters: very expensive for a little boy with no income. The Breton (a Celtic language related to Gaelic) dictionary provided me with a three letter name that was sound, vigorous and ready to brave the marine elements: POK.

My sailboat, the POK, sailed faithfully, never tipping or sinking. Therefore, when I created my company, naming it after my boat seemed a good choice for luck in the future.

POK!, I forgot to tell you, means "kiss" in Breton. A kiss that brings smiles, joy and confidence in those one meets.

Bruno GRANDPIERRE

Index by code

00151....17
00235....49
00651....295
00651.AV....295
00691....295
00796....279
00797....279
00801....58
00879....255
00923....381
00924....381
01003....346
01004....346
01006....391
01007....391
01008....391
01009....391
01010....391
01011....391
01012....391
01013....391
01032....379
01033....380
01034....379
01036....379
01037....379
01038....379
01039....379
01040....379
01041....379
01042....379
01043....380
01045....377
01046....377
01048....379
01049....380
01050....379
01055....376
01056....376
01062....379
01063....380
01064....380
01065....379
01068....212
01090....378
01091....378
01096....377
01097....377
01098....377
01099....377
01161....377
01162....377
01163....377
01164....377
01165....377
01166....377
01167....377
01175....405
01177....348
01179....380
01182....405
01183....405
01184....405
01186....406
01187....406
01188....406
01189....406
01200....342
01201....405
01202....405
01203....405
01204....405
01205....405
01206....405
01207....405
01213....381
01226....381
01239....396
01239....397
01241....405
01244....405
01245....405
01260....405
01261....405
01262....405
01263....405
01264....405
01265....405
01266....405
01267....405
01268....405
01269....405
01271....405
01273....405
01274....405
01275....405
01276....405
01277....405
01278....405
01279....405
01293....377
01294....377
01295....377
01296....377
01297....377
01305....226
01306....227
01307....226
01308....227
01309....226
01312....394
01319....381
01348....377
01349....380
01351....381
01352....381
01396....176
01409....399
01414....293
01425....405
01426....405
01427....405
01428....398
01449....293
01455....376
01462....354
01463....354
01464....354
01465....354
01466....354
01478....354
01487....240
01490....299
01491....299
01492....299
01493....299
01494....299
01505....108
01506....108
01507....108
01508....109
01510....109
01517....177
01521....118
01522....107
01523....107
01524....107
01536....175
01537....175
01545....379
01546....175
01547....381
01566....175
01580....378
01581....378
01582....379
01586....175
01592....176
01593....71
01600....291
01601....291
01602....291
01612....175
01622....385
01623....379
01625....368
01626....367
01627....376
01630....378
01646....387
01655....287
01678....371
01681....371
01686....280
01689....377
01690....280
01691....280
01693....280
01694....280
01695....280
01697....280
01698....280
01699....280
01701....383
01703....175
01704....175
01709....379
01756....227
01762....352
01763....352
01767....290
01768....352
01777....290
01821....369
01822....380
01824....369
01825....367
01828....367
01835....343
01847....290
01849....345
01852....345
01854....293
01862....367
01863....368
01864....349
01877....290
01879....71
01890....71
01896....371
01896.BZE....371
01899....390
01918....71
01930....411
01977....394
01983....380
02016....394
02028....385
02030....385
02031....385
02037....407
02038....407
02050....381
02054....379
02055....379
02064....292
02065....379
02066....378
02070....382
02071....382
02072....416
02074....381
02086....352
02092....382
02096....352
02115....381
02116....381
02154....338
02165....385
02167....388
02168....385
02171....269
02173....348
02174....394
02175....388
02176....388
02182....377
02192....72
02197....71
02198....71
02200....71
02201....366
02206....293
02206.AV....293
02213....79
02215....77
02216....77
02224....378
02227....378
02228....378
02229....396
02231....378
02238....64
02239....64
02240....379
02243....378
02244....378
02256....286
02256.AV....286
02273....421
02276....380
02278....421
02282....65
02283....65
02288....378
02289....397
02290....378
02291....379
02292....380
02294....416
02296....221
02300....395
02302....395
02306....57
02308....65
02309....65
02311....17
02314....267
02315....267
02317....36
02318....176
02319....176
02320....63
02335....381
02335....382
02336....378
02341....379
02342....378
02345....378
02346....378
02348....381
02348....382
02351....378
02355....265
02361....378
02362....379
02366....72
02370....378
02371....378
02374....265
02374.AV....265
02375....38
02376....379
02377....378
02391....381
02395....378
02401....279
02402....279
02414....376
02430....71
02431....72
02432....71
02438....396
02466....62
02467....421
02474....380
02477....396
02489....71
02500....379
02502....378
02503....379
02507....380
02579....261
02579.AV....261
02607....71
02626....352
02633....376
02633....380
02634....376
02634....380
02635....376
02640....378
02643....379
02691....271
02691.AV....271
02698....378
02699....378
02700....378
02714....395
02715....395
02751....405
02754....380
02758....268
02759....265
02768....269
02769....269
02770....269
02772....269
02776....380
02777....380
02778....379
02780....380
02784....73
02803....376
02810....349
02811....349
02812....349
02814....367
02818....378
02822....387
02837....73
02839....288
02840....387
02861....280
02886....342
02892....378
02908....379
02909....342
02910....379
02918....343
02923....378
02924....378
02932....377
02934....388
02937....379
02941....338
02960....380
02971....399
02972....379
02981....63
02984....379
02995....378
02996....378
02997....378
02998....378
02999....349
03032....296
03033....399
03035....381
03039....358
03052....381
03055....380
03123....410
03124....411
03128....380
03130....380
03131....380
03132....287
03145....398
03146....398
03147....394
03148....394
03153....376
03167....77
03168....77
03170....280
03170....416
03176....416
03181....79
03182....79
03187....176
03197....352
03199....271
03200....71
03205....268
03205.AV....268
03209....104
03236....410
03237....410
03253....378
03254....380
03255....265
03256....265
03258....342
03280....292
03282....387
03286....296
03293....312
03294....312
03295....312
03296....312
03298....87
03312....287
03316....268
03322....279
03331....279
03332....279
03332....318
03334....279
03334....318
03344....279
03371....378
03373....411
03399....411
03403....219
03422....378
03423....378
03424....378
03425....378
03427....85
03428....85
03429....352
03430....352
03431....352
03432....338
03449....367
03450....367
03451....367
03452....176
03452....366
03460....312
03463....312
03464....312
03467....377
03482....377
03485....422
03487....126
03488....377
03495....366
03496....366
03506....367
03507....367
03509....343
03511....367
03513....260
03516....344
03518....367
03520....367
03527....64
03528....64
03529....60
03530....344
03536....313
03539....366
03540....366
03541....366
03546....367
03557....367
03565....212
03566....43
03570....42
03583....71
03585....378
03586....376
03587....376
03638....376
03638....380
03639....405
03642....72
03652....376
03672....421
03681....382
03687....376
03687....380
03688....377
03689....376
03689....380
03690....377
03691....377
03699....381
03741....389
03742....389
03743....389
03790....71
03793....79
03807....358
03810....358
03839....381
03844....395
03846....395
03847....395
03862....379
03901....377
03915....358
03923....378
03930....287
03931....287
03932....287
03933....287
03934....287
03937....379
03938....378
03942....287
04001....342
04002*....342
04003*....342
04004*....342
04005*....342
04006*....342
04007*....342
04008*....342
04009....342
04010....342
04011....342
04012....342
04013....342
04014....342
04015....342
04016....342
04017....342
04018....342
04021....342
04022....342
04023....342
04025....342
04026....342
04027....342
04028....342
04034....343
04035....343
04036....343
04037....343
04038....343
04041....343
04042....343
04043....343
04044....343
04045....343
04046....343
04047....343
04048....343
04049....343
04050....343
04051....343
04052....343
04053....343
04054....343
04058....343
04061....343
04062....343
04063....343
04064....343
04065....343
04066....343
04067....343
04068....343
04069....343
04070....343
04071....343
04072....343
04073....343
04074....343
04078....343
04081....344
04082....344
04083....344
04084....344
04085....344
04086....344
04086....352
04087....344
04088....344
04088....352
04090....344
04091....344
04092....344
04093....344
04094....344
04101....344
04102....344
04103....344
04104....344
04105....344
04106....344
04107....344
04108....344
04110....344
04111....344
04112....344
04113....344
04114....344
04115....344
04116....344
04117....344
04121....345
04122....345
04123....345
04124....345
04125....345
04126....345
04127....345
04128....342
04128....345
04129....345
04130....345
04131....345
04132....345
04133....345
04134....345
04135....345
04136....345
04141....346
04142....346
04143....346
04144....318
04144....346
04145....346
04146....318
04146....346
04147....346
04148....346
04149....346
04154....347
04155....347
04156....347
04157....347
04158....347
04165....347
04166....318
04166....347
04167....347
04168....347
04169....347
04194....346
04195....346
04196....346
04200....342
04201....342
04202....342
04203....342
04204....342
04205....342
04206....342
04207....342
04208....342
04212....342
04213....342
04214....342
04215....342
04216....342
04217....342
04237....343
04238....343
04240....343
04241....343
04242....343
04243....343
04244....343
04245....343
04246....343
04247....343
04248....343
04251....343
04254....343
04260....343
04261....343
04262....343

POK France - ZI Les Guignons - 10400 Nogent-sur-Seine - FRANCE
Tel: +33 (0)3 25 39 84 78 - Fax: +33 (0)3 25 39 84 90 - Email: export@pok.fr - Web: www.pok.fr

04263 343
04264 343
04265 343
04266 343
04267 343
04268 343
04271 343
04272 343
04275 343
04276 343
04277 343
04280 344
04281 344
04282 344
04283 344
04284 344
04285 344
04286 344
04287 344
04288 344
04290 344
04295 346
04300 344
04301 344
04302 344
04303 344
04304 344
04305 344
04306 344
04307 344
04308 344
04310 344
04320 345
04321 345
04322 345
04323 345
04325 345
04326 345
04327 345
04328 345
04329 345
04330 345
04331 345
04332 345
04333 345
04334 345
04340 346
04341 346
04342 346
04343 346
04344 318
04344 346
04345 346
04346 318
04346 346
04347 346
04348 346
04365 347
04367 347
04400 342
04401 342
04402 342
04403 342
04404 342
04405 342
04406 342
04407 342
04408 342
04413 342
04414 342
04415 342
04416 342
04417 342
04418 342
04432 343
04433 343
04434 343
04435 343
04437 343
04438 343
04439 343
04440 343
04441 343
04442 343
04443 343
04444 343
04445 343
04446 343
04447 343
04448 343
04460 343
04461 343
04462 343
04463 343
04464 343
04465 343
04466 343
04467 343
04468 343
04480 344
04481 344
04482 344
04483 344
04484 344
04485 344
04486 344
04487 344
04488 344
04500 344
04501 344
04502 344
04503 344
04504 344
04505 344
04506 344
04507 344
04508 344
04521 345
04522 345
04523 345
04525 345
04526 345
04527 345
04528 345
04529 345
04530 345
04531 345
04532 345
04533 345
04534 345
04539 345
04540 346
04541 346
04542 346
04543 346
04544 318
04544 346
04545 346
04546 318
04546 346
04547 346
04548 346
04564 318
04564 347
04567 347
04570 344
04571 344
04572 344
04573 344
04574 344
04575 344
04576 344
04577 344
04578 344
04579 346
04580 346
04581 346
04582 346
04583 346
04586 345
04587 345
04588 345
04590 345
04591 345
04592 345
04593 345
04594 345
04595 345
04596 345
04597 345
04598 345
04602 348
04603 348
04604* 348
04606 348
04607* 348
04609 348
04613 348
04614* 348
04615 348
04617 348
04618* 348
04619 348
04620 348
04621 348
04622 348
04623 348
04624 348
04625 348
04626 348
04627 348
04628 348
04629 348
04630 348
04631 348
04632 348
04642 349
04643 349
04646 349
04647 349
04648 349
04649 349
04651 349
04660 349
04662 349
04663 349
04666 349
04667 349
04671 349
04682 349
04683 349
04686 349
04687 349
04688 349
04691 349
04693 349
04701 350
04702 357
04703 357
04704 350
04705 350
04706 350
04710 350
04711 350
04712 350
04713 350
04720 350
04721 350
04722 350
04803 348
04804 348
04806 348
04807 348
04809 348
04821 348
04822 348
04823 348
04825 348
04826 348
04827 348
04829 348
04831 348
04842 349
04843 349
04846 349
04847 349
04849 349
04851 349
04852 349
04853 349
04862 349
04863 349
04867 349
04869 349
04871 349
04882 349
04883 349
04884 349
04887 349
04889 349
04891 349
04892 349
04893 349
04901 350
04902 357
04903 357
04904 350
04906 350
04910 350
04911 350
04912 350
04920 350
04921 350
04922 350
05003 362
05005 362
05007 362
05010 360
05013 360
05015 360
05017 360
05019 360
05020 360
05022 360
05023 360
05024 360
05025 360
05027 360
05029 360
05030 360
05032 360
05033 360
05034 360
05035 360
05037 360
05038 360
05039 360
05040 361
05041 360
05042 360
05043 361
05044 363
05045 361
05047 361
05049 361
05051 364
05052 364
05053 364
05054 364
05055 364
05056 364
05057 364
05058 364
05059 364
05062 360
05063 360
05103 362
05105 362
05107 362
05110 360
05113 360
05115 360
05117 360
05119 360
05120 360
05122 360
05123 360
05124 360
05125 360
05127 360
05129 360
05130 360
05132 360
05133 360
05134 360
05135 360
05137 360
05138 360
05139 360
05140 361
05143 361
05145 361
05147 361
05149 361
05160 361
05161 361
05162 361
05230 360
05233 360
05234 360
05235 360
05237 360
05240 361
05243 361
05244 361
05245 361
05301 359
05302 359
05303 359
05304 359
05305 359
05306 359
05307 359
05308 359
05309 359
05311 359
05312 359
05313 359
05315 359
05316 359
05317 359
05318 359
05319 359
05321 359
05322 359
05323 359
05324 359
05325 359
05326 359
05327 359
05328 359
05329 359
05331 359
05332 359
05333 359
05334 359
05335 359
05336 359
05337 359
05338 359
05339 359
05343 390
05401 355
05403 355
05404 355
05411 355
05412 355
05413 355
05420 356
05421 356
05422 356
05423 356
05430 355
05431 355
05432 355
05433 355
05440 356
05441 356
05442 356
05443 356
05450 356
05451 356
05452 356
05453 356
05454 356
05461 357
05462 357
05463 357
05464 357
05471 356
05472 356
05473 356
05474 356
05481 357
05483 357
05484 357
05485 357
05486 357
05491 357
05492 357
05493 357
05494 357
05495 357
05497 357
05501 355
05502 355
05503 355
05511 355
05512 355
05513 355
05521 355
05522 355
05531 355
05532 355
05540 356
05541 356
05542 356
05550 355
05551 355
05552 355
05560 356
05561 356
05562 356
05563 356
05570 356
05571 356
05572 356
05573 356
05581 357
05582 357
05591 356
05592 356
05601 357
05603 357
05604 357
05605 357
05611 357
05612 357
05613 357
05615 357
05621 355
05622 355
05631 355
05632 355
05701 353
05702 353
05703 353
05704 353
05705 353
05706 353
05707 353
05708 353
05709 353
05710 353
05711 353
05712 353
05713 353
05714 353
05715 353
05716 353
05721 353
05722 353
05723 353
05724 353
05725 353
05726 353
05731 353
05744 353
05745 353
05746 353
05747 353
05748 353
05749 353
05750 353
05752 353
05753 353
05754 353
05755 353
05756 353
05762 353
05763 353
05764 353
05765 353
05771 354
05772 354
05773 354
05791 353
05792 353
06000 389
06001 389
06002 389
06003 389
06004 389
06004 389
06005 389
06005 389
06006 389
06006 389
06007 389
06007 389
06008 389
06008 389
06008 389
06009 389
06009 389
06014 389
06015 389
06016 389
06017 389
06018 389
06020 389
06021 389
06022 389
06023 389
06024 389
06025 389
06026 389
06027 389
06028 389
06030 389
06031 389
06032 389
06033 389
06034 389
06034 389
06035 389
06035 389
06036 389
06036 389
06037 389
06037 389
06038 389
06038 389
06043 389
06044 389
06045 389
06046 389
06047 389
06048 389
06095 389
06096 389
06097 389
06101 388
06102 388
06103 388
06104 388
06105 388
06106 388
06111 388
06112 388
06113 388
06114 388
06123 390
06125 390
06131 390
06132 390
06133 390
06134 390
06135 390
06136 390
06137 390
06138 390
06139 390
06151 390
06161 391
06162 391
06163 391
06164 391
06165 391
06166 391
06167 391
06168 391
06169 391
06171 389
06188 388
06201 404
06202 404
06203 404
06204 404
06205 404
06206 404
06207 404
06208 404
06209 404
06210 404
06211 404
06212 404
06221 404
06222 404
06223 404
06224 404
06225 404
06226 404
06227 404
06228 404
06229 404
06232 404
06233 404
06352 403
06353 403
06354 403
06355 371
06356 371
06373 371
06597 385
06801 219
06803 219
06804 219
06806 219
06811 221
06813 221
06814 221
06816 221
06831 219
06832 219
06901 290
06902 290
06903 290
06908 290
06908.AV 290
06920 290
06920.AV 290
06921 290
06922 290
06922.AV 290
06923 290
06924 290
06924.AV 290
06931 291
06932 291
06933 291
06934 291
06935 291
06935.AV 291
06936 291
07010 288
07020 378
07021 378
07022 378
07023 378
07025 372
07027 378
07028 379
07029 379
07030 379
07031 379
07033 379
07034 379
07035 379
07040 347
07041 347
07042 65
07043 267
07060 352
07061 352
07070 372
07078 213
07079 213
07080 408
07100 378
07101 378
07102 378
07103 378
07104 378
07106 378
07109 378
07110 378
07111 378
07113 379
07114 379
07115 379
07116 379
07117 379
07119 379
07120 379
07121 379
07122 379

Index by code

07123.....379
07124.....379
07125.....380
07126.....380
07127.....380
07128.....380
07150.....362
07151.....362
07152.....362
07153.....362
07154.....362
07156.....378
07200.....395
07235.....213
07238.....213
07239.....213
07240.....213
07241.....213
07242.....213
07243.....213
07244.....213
07248.....211
07249.....211
07255.....212
07256.....212
07270.....72
07271.....72
07272.....72
07273.....72
07274.....72
07290.....62
07291.....62
07300.....62
07301.....62
07308.....216
07308.....216
07320.....62
07322.....62
07323.....62
07330.....73
07331.....73
07332.....73
07333.....73
07335.....385
07350.....73
07353.....59
07354.....59
07355.....59
07356.....59
07357.....59
07360.....73
07361.....73
07362.....73
07376.....284
07377.....291
07393.....284
07394.....284
07396.....285
07401.....381
07404.....255
07406.....268
07407.....268
07409.....177
07410.....268
07411.....268
07412.....268
07413.....268
07413.AV.....268
07414.....268
07414.AV.....268
07415.....268
07416.....268
07417.....268
07418.....268
07419.....268
07420.....271
07420.AV.....271
07421.....271
07421.AV.....271
07422.....271
07422.AV.....271
07423.....271
07423.AV.....271
07424.....271
07425.....271
07426.....271
07427.....271
07428.....271
07429.....271
07430.....82
07431.....82
07432.....82
07440.....275
07440.AV.....275
07441.....275
07441.AV.....275
07443.....275
07443.AV.....275
07444.....275
07445.....275
07446.....275
07447.....275
07448.....271
07450.....277
07450.AV.....277
07451.....277
07451.AV.....277
07452.....277
07453.....277
07459.....291
07459.POLY.....291
07460.....256
07460.AV.....256
07461.....256
07461.AV.....256
07462.....256
07463.....256
07464.....291
07465.....291
07465.POLY.....291
07470.....265
07470.AV.....265
07471.....265
07471.AV.....265
07472.....265
07472.AV.....265
07473.....265
07473.AV.....265
07474.....267
07475.....267
07476.....267
07476.AV.....267
07479.....261
07480.....287
07481.....287
07482.....288
07483.....287
07484.....288
07485.....287
07486.....287
07486.AV.....287
07487.....288
07488.....287
07489.....261
07489.A110.....262
07489.STORZ125262
07490.....287
07490.AV.....287
07491.....287
07491.AV.....287
07492.....288
07492.AV.....288
07493.....287
07493.AV.....287
07500.....286
07501.....286
07501.AV.....286
07502.....286
07503.....290
07504.....290
07505.....290
07506.....290
07510.....286
07510.AV.....286
07514.....283
07520.....338
07521.....338
07522.....338
07523.....338
07523.NST.....338
07524.....338
07530.....408
07531.....408
07532.....408
07533.....408
07534.....408
07535.....408
07536.....408
07537.....408
07538.....408
07547.....284
07548.....284
07549.....284
07558.....212
07560.....317
07561.....317
07562.....317
07564.....317
07570.....317
07571.....317
07572.....317
07573.....317
07575.....272
07580.....72
07581.....72
07582.....72
07585.....358
07588.....284
07590.....219
07591.....241
07592.....240
07605.....317
07610.....418
07611.....418
07612.....418
07613.....418
07614.....418
07615.....418
07630.....87
07631.....405
07632.....405
07633.....405
07634.....405
07635.....405
07636.....405
07637.....405
07638.....405
07647.....296
07649.....296
07669.....63
07674.....37
07682.....73
07683.....73
07701.....366
07702.....367
07703.....368
07704.....368
07705.....366
07706.....366
07707.....366
07708.....366
07710.....367
07711.....366
07712.....366
07713.....367
07714.....368
07715.....366
07716.....366
07729.....380
07730.....350
07731.....350
07732.....350
07733.....380
07738.....105
07747.....180
07749.....180
07750.....180
07751.....387
07752.....180
07753.....180
07754.....180
07755.....177
07763.....182
07764.....182
07765.....182
07766.....182
07768.....182
07769.....182
07771.....406
07772.....406
07773.....406
07774.....406
07775.....406
07776.....406
07777.....406
07778.....406
07779.....406
07780.....406
07781.....406
07782.....406
07783.....406
07784.....406
07785.....406
07786.....406
07787.....406
07788.....406
07789.....406
07790.....406
07792.....371
07793.....371
07794.....371
07795.....371
07796.....371
07797.....371
07798.....371
07799.....371
07800.....371
07801.....372
07802.....372
07804.....372
07805.....371
07806.....371
07807.....371
07808.....371
07809.....371
07836.....380
07855.....296
07859.....253
07860.....253
07861.....253
07874.....407
07875.....407
07876.....407
07877.....407
07878.....407
07879.....283
07884.....283
07885.....285
07897.....281
07898.....281
07899.....281
07900.....281
07901.....281
07902.....281
07903.....281
07904.....281
07905.....281
07906.....281
07907.....281
07908.....281
07909.....281
07910.....281
07911.....281
07912.....281
07913.....281
07914.....281
07915.....281
07916.....281
07917.....282
07918.....282
07919.....282
07920.....282
07921.....281
07949.....232
07950.....232
07951.....232
07952.....232
07982.....290
07983.....290
07984.....290
07984.POLY.....290
07985.....265
07986.....265
07987.....265
07988.....265
07989.....265
07990.....265
07991.....267
07992.....267
07993.....267
07994.....262
07995.....262
07996.....283
07997.....283
08007.....358
08031.....50
08049.....49
08088.....17
08150.....261
08151.....261
08153.....212
08174.....340
08175.....340
08178.....360
08179.....365
08180.....360
08181.....360
08182.....360
08183.....365
08184.....360
08185.....360
08186.....360
08187.....365
08188.....360
08188.....362
08189.....360
08190.....361
08191.....365
08192.....361
08193.....361
08194.....365
08195.....363
08196.....363
08197.....364
08198.....364
08199.....364
08278.....175
08282.....175
08283.....175
08284.....175
08285.....176
08286.....175
08291.....111
08291.....145
08293.....111
08302.....367
08303.....368
08304.....290
08305.....290
08306.....290
08316.....366
08318.....364
08319.....364
08320.....364
08331.....380
08332.....380
08339.....302
08340.....302
08341.....302
08343.....304
08344.....304
08349.....21
08350.....253
08370.....21
08374.....367
08375.....355
08376.....355
08377.....272
08378.....272
08379.....71
08380.....71
08381.....362
08382.....362
08383.....362
08384.....361
08385.....361
08386.....361
08389.....338
08390.....338
08391.....338
08394.....363
08395.....363
08396.....363
08900.....261
08901.....291
08902.....291
08903.....291
08907.....175
08908.....175
08909.....175
08910.....175
08911.....175
08918.....207
08932.....44
08934.....45
08935.....162
08940.....162
08941.....162
08942.....162
08943.....162
08944.01566.....27
08944.37703.....27
08945.....48
08946.....48
08947.....175
08948.....368
08955.....57
08956.....290
08957.....290
08958.....290
08959.....290
08960.....290
08961.....290
08962.....290
08963.....290
08969.....180
08970.....180
08971.....180
08972.....180
08975.....180
08976.....180
08977.....180
08978.....180
08979.....180
08980.....180
08981.....180
08986.....47
08988.....47
08997.....230
08998.....229
08998.....230
08999.....230
09000.....281
09001.....281
09012.....77
09015.....65
09016.....64
09017.....64
09018.....64
09019.....64
09024.....232
09025.....232
09026.....232
09027.....232
09028.....226
09029.....226
09030.....226
09031.....226
09032.....226
09033.....226
09034.....226
09035.....227
09036.....227
09037.....227
09038.....227
09039.....227
09040.....227
09041.....227
09042.....219
09043.....219
09044.....219
09045.....219
09046.....219
09047.....219
09048.....219
09049.....220
09050.....220
09051.....220
09052.....220
09053.....220
09054.....220
09055.....220
09067.....278
09068.....278
09069.....278
09070.....276
09071.....276
09072.....276
09073.....272
09074.....272
09075.....272
09076.....272
09077.....272
09078.....272
09079.....272
09080.....268
09081.....268
09082.....268
09083.....268
09084.....268
09085.....268
09086.....268
09087.....363
09088.....363
09089.....363
09099.....338
09101.....421
09102.....295
09108.....338
09122.....285
09135.....265
09136.....265
09137.....267
09152.....267
09158.....265
09160.....265
09161.....267
09162.....265
09162.AV.....265
09163.....268
09164.....271
09166.....272
09174.....231
09176.....231
09180.....231
09188.....50
09190.....23
09191.....23
09193.....23
09195.....26
09207.....311
09208.....311
09209.....385
09210.....385
09212.....174
09227.....338
09228.....281
09258.....385
09259.....283
09260.....283
09261.....283
09262.....283
09277.....379
09285.....73
09294.....69
09297.....69
09300.....69
09322.....285
09323.....176
09325.....377
09326.....377
09327.....216
09328.....216
09329.....216
09330.....216
09331.....405
09333.....363
09334.....363
09335.....363
09336.....363
09337.....363
09338.....363
09339.....363
09340.....307
09343.....363
09344.....377
09345.....376
09346.....377
09348.....338
09349.....387
09350.....404
09351.....404
09352.....404
09353.....404
09354.....404
09355.....404
09356.....404
09357.....404
09358.....222
09359.....222
09360.....358
09364.....413
09365.....413
09366.....421
09367.....421
09370.....359
09371.....359
09372.....359
09373.....359
09374.....359
09376.....408
09378.....268
09379.....268
09379.AV.....268
09380.....64
09387.....106
09390.....114
09391.....114
09393.....114
09393.FF4.....114
09397.....118
09403.....33
09403.B75.....33
09403.BAT.....33
09404.....402
09407.....307
09409.....57
09410.....346
09411.....346
09413.....107
09414.....405
09421.....383
09422.....383
09423.....383
09424.....405
09424.....405
09425.....405
09432.....390
09433.....390
09434.....390
09442.....295
09446.....402
09447.....402
09448.....402
09449.....402
09450.....402
09451.....402
09452.....402
09453.....402
09454.....402
09455.....402
09456.....402
09457.....402
09458.....402
09459.....402
09460.....402
09461.....402
09462.....402
09463.....402
09464.....402
09465.....402
09466.....402
09467.....402
09468.....402
09469.....402
09470.....402
09471.....402
09472.....402
09473.....402
09474.....402
09475.....402
09476.....402
09477.....402
09478.....402
09479.....402
09480.....402
09481.....402
09482.....402
09483.....402
09484.....402
09485.....402
09486.....402
09487.....402
09488.....402
09489.....402
09490.....402
09491.....402

POK France - ZI Les Guignons - 10400 Nogent-sur-Seine - FRANCE
Tel: +33 (0)3 25 39 84 78 - Fax: +33 (0)3 25 39 84 90 - Email: export@pok.fr - Web: www.pok.fr

09492.....402
09493.....402
09494.....402
09495.....402
09496.....402
09497.....402
09498.....402
09499.....402
09500.....402
09501.....402
09502.....402
09503.....402
09505.....402
09506.....402
09508.....402
09509.....402
09510.....402
09511.....402
09512.....402
09513.....403
09514.....403
09515.....403
09516.....403
09517.....403
09518.....403
09521.....29
09524.....291
09526.....130
09527.....130
09528.....130
09529.....130
09530.....130
09531.....130
09532.....130
09533.....130
09534.....255
09536.....282
09539.....282
09540.....282
09543.....285
09597.....402
09666.....385
09672.....268
09674.....268
09675.....271
09676.....261
09677.....261
09705.....26
09708.....26
09712.....70
09713.....70
09714.....70
09721.....26
09722.....26
09723.....26
09736.....39
09763.....389
09764.....389
09765.....389
09768.....299
09769.....387
09770.....390
09774.....391
09775.....391
09776.....391
09777.....391
09778.....391
09779.....387
09780.....387
09781.....387
09781.BZE 387
09782.....74
09796.....105
09800.....299
09801.....299
09802.....299
09803.....299
09804.....299
09813.....383
09814.....383
09815.....383
09816.....383
09817.....383
09818.....383
09819.....383
09823.....230
09829.....338
09830.....338
09831.....411
09837.....74
09838.....407
09840.....74
09841.....74
09866.....269
09873.....408
09874.....408
09875.....408
09876.....408
09877.....408
09878.....408
09879.....408
09880.....408
09881.....408
09882.....408
09883.....408
09891.....21
09892.....21
09893.....269
09894.....272
09895.....272
09896.....272
09897.....272
09898.....269
09899.....269
09900.....269
09901.....269
09902.....269
09903.....269
09904.....269
09905.....269
09906.....272
09907.....272
09908.....272
09909.....272
09910.....272
09911.....266
09912.....266
09913.....266
09914.....266
09915.....266
09916.....266
09917.....266
09918.....266
09919.....266
09920.....266
09921.....265
09922.....265
09923.....265
09924.....265
09925.....267
09926.....267
09927.....267
09928.....267
09929.....267
09930.....267
09931.....267
09947.....166
09949.....207
09949.BSP 207
09950.....207
09950.BSP 207
09951.....207
09951.BSP 207
09955.....221
09956.....221
09957.....221
09958.....221
09959.....221
09960.....222
09960.....230
09961.....222
09961.....230
09962.....227
09963.....227
09964.....227
09970.....166
09971.NST 166
09972.....166
09976.....162
09977.....162
09978.....162
09979.....162
09980.....162
09981.....62
09982.....63
09983.....62
09984.....63
09985.....62
09986.....62
09987.....63
09988.....63
09989.....62
09990.....63
10150.....358
10222.....371
10223.....410
10239.....371
10386.....368
10395.....372
10614.....294
10615.....294
10678.....379
10792.....379
10794.....293
10795.....293
10847.....111
10847.....145
10879.....368
10942.....261
10956.....94
10956.PN16.....94
10983.....111
11003.....379
11023.....362
11087.....111
11088.....111
11103.....262
11322.....302
11323.....302
11335.....302
11376.....176
11521.....239
11521.....297
11521.DSP40....297
11521.FM.....297
11637.....167
11716.....230
11720.....303
11724.....167
11749.FM.....251
11771.....78
11834.....293
11898.....379
11902.FM.....251
11921.FM.....251
11926.....58
11939.....380
11952.....74
12024.FM.....251
12048.....78
12072.....164
12094.....205
12096.....205
12232.....379
12349.....77
12371.....246
12405.....226
12405.....230
12481.....207
12483.....207
12507.....302
12521.....302
12523.....302
12530.....218
12543.....39
12551.....379
12556.....304
12578.....304
12600.....78
12601.....78
12602.....78
12603.....78
12604.....78
12630.....303
12639.....215
12640.....215
12641.....215
12642.....215
12643.....215
12669.....219
12669.....230
12678.....230
12697.....97
12712.....379
12742.....239
12749.....230
12782.....254
12784.....254
12789.....230
12791.....230
12839.....378
12855.....379
12873.....182
12900.....99
12933.....378
12955.....379
12960.....216
13024.....239
13087.....290
13092.....290
13111.....262
13113.....53
13114.....53
13116.....74
13117.....205
13118.....205
13119.....205
13120.....205
13121.....215
13122.....215
13123.....215
13129.....228
13131.....38
13132.....166
13134.....19
13181.....18
13188.....245
13204.....297
13205.....297
13210.....62
13211.....62
13212.....62
13213.....62
13214.....62
13215.....62
13218.....290
13218.AV 290
13219.....290
13220.....290
13221.....290
13222.....290
13223.....290
13224.....290
13225.....290
13226.....290
13229.....290
13229.AV 290
13230.....290
13236.....227
13237.....229
13238.....229
13239.....229
13250.....61
13278.....62
13292.....261
13300.....269
13304.....269
13341.....63
13431.....164
13448.....409
13452.....408
13459.....335
13461.....335
13496.....182
13550.....243
13587.....46
13605.....107
13606.....107
13608.....107
13610.....114
13611.....114
13612.....265
13615.....234
13637.....18
13641.....19
13645.....293
13669.....46
13670.....46
13671.....46
13672.....46
13673.....46
13675.....46
13677.....234
13683.....46
13684.....46
13685.....46
13686.....46
13687.....46
13689.....46
13690.....46
13691.....46
13692.....46
13693.....46
13694.....46
13696.....46
13718.....17
13720.....21
13721.....21
13722.....21
13723.....26
13904.....245
13917.....245
13919.....245
13930.....238
13940.....260
13955.....194
14018.....246
14025.....98
14067.....268
14088.....365
14089.....365
14102.....193
14196.....67
14213.....67
14230.....111
14246.....218
14252.....218
14254.....218
14300.....67
14356.....244
14384.....200
14466.....330
14468.....58
14475.....379
14476.....67
14483.....67
14497.....47
14689.....274
14689.AV 274
14757.....215
14758.....215
14782.....213
14794.....367
14840.....400
14865.....174
14918.....242
14930.....65
14952.....365
14966.....237
14980.....23
15006.....211
15026.....201
15068.....174
15070.....192
15099.....215
15100.....215
15107.....198
15184.....417
15188.....417
15190.....417
15211.....390
15221.....243
15246.....243
15278.....195
15309.....215
15352.....202
15414.....86
15542.....189
15544.....189
15562.....276
15563.....182
15591.....316
15604.....316
15632.....182
15645.....182
15656.....400
15661.....400
15702.....400
15712.....318
15726.....400
15727.....400
15814.....332
15848.....374
15849.....374
15860.....232
15862.....165
15906.....182
15911.....220
15919.....418
15920.....410
15921.....413
15990.....172
15996.....149
16000.....221
16004.....222
16005.....222
16006.....378
16007.....286
16008.....269
16014.....84
16015.....84
16016.....84
16017.....84
16018.....84
16019.....84
16020.....84
16021.....84
16022.....84
16023.....84
16024.....84
16025.....84
16026.....84
16027.....84
16028.....237
16029.....237
16030.....237
16031.....237
16032.....237
16033.....237
16034.....65
16035.....65
16035.BS336.....65
16036.....65
16037.....65
16038.....296
16039.....296
16040.....296
16041.....296
16042.....296
16043.....296
16044.....296
16048.38 19
16048.400.....19
16051.....236
16052.....236
16053.....236
16054.....236
16055.....236
16057.....371
16057.BZE 371
16058.....371
16059.....371
16063.....343
16064.....232
16065.....220
16067.....220
16068.....371
16069.....371
16076.....378
16078.....362
16079.....67
16081.....232
16082.....360
16083.....209
16084.....209
16085.....220
16086.....232
16087.....74
16088.....74
16093.....261
16094.....79
16096.....87
16096.Red.....64
16098.....221
16100.....420
16101.....420
16102.....420
16103.....419
16104.....419
16107.....414
16108.....415
16109.....421
16110.....420
16111.....342
16112.....342
16113.....342
16115.....420
16116.....343
16123.....343
16128.....345
16129.....345
16136.....344
16138.....404
16141.....415
16145.....378
16153.....261
16160.....208
16161.....379
16162.....346
16172.....208
16173.....208
16174.....208
16175.....208
16176.....208
16180.....343
16183.....277
16183.AV 277
16184.....47
16186.....222
16187.....47
16190.....406
16195.....360
16200.....345
16201.....345
16208.....390
16209.....390
16211.....390
16214.....77
16215.....208
16219.....21
16224.....380
16231.....216
16234.....390
16239.....380
16244.....275
16262.....235
16263.....235
16264.....235
16265.....233
16266.....233
16267.....233
16270.....343
16272.....208
16273.....343
16274.....343
16281.....378
16290.....372
16363.....411
16364.....411
16373.....357
16375.....378
16376.....342
16389.....348
16390.....348
16394.....256
16412.....378
16413.....378
16420.....390
16421.....390
16422.....390
16423.....390
16424.....390
16425.....390
16426.....390
16431.....363
16444.....275
16444.AV 275
16505.....346
16506.....346
16507.....346
16508.....346
16510.....357
16511.....349
16512.....380
16517.....378
16524.....380
16525.....343
16527.....64
16531.....349
16532.....343
16533.....379
16534.....415
16535.....346
16536.....361
16548.....390
16559.....256
16569.....265
16575.....349
16576.....343
16577.....343
16578.....346
16579.....343
16580.....343
16581.....379
16582.....379
16597.....310
16629.....379
16630.....380
16631.....420
16640.....21
16641.....255
16645.....108
16646.....108
16655.....414
16656.....216
16657.....216
16690.....343
16730.....46
16731.....46
16732.....46
16733.....46
16734.....46
16741.....381
16747.....343
16748.....343
16749.....343
16760.....254
16879.....255
16894.....312
16916.....380
16925.....84
17017.....417
17020.....417
17030.....270
17038.....86
17038.....280
17090.....47
17171.....378
17179.....167
17294.....188
17316.....182
17346.....378
17347.....378
17348.....182
17362.....382
17497.....80
17506.....80
17518.....215
17548.....83
17557.....224
17581.....229
17643.....307
17644.....307
17687.....329
17739.....46
17748.....80
17751.....80
17754.....80
17803.....83
17806.....83
17832.....56
17832.Instantaneous 56
17843.....375
17864.....417
17865.....417
17866.....417
17867.....417
17868.....417
17869.....417
17872.....83
17874.....83
17876.....83
17877.....176
17892.....83
17893.....83
17906.....378

17907.....379
17919.....329
17965.....375
17991.....80
18020.....240
18046.....331
18065.....93
18081.....365
18082.....365
18253.....180
18261.....180
18285.....180
18293.....180
18306.....181
18342.....149
18349.....222
18350.....16
18357.....16
18364.....16
18371.....16
18373.....16
18375.....16
18400.....17
18403.....80
18404.....80
18405.....260
18406.....182
18407.....182
18410.....208
18418.....308
18426.....208
18437.....308
18443.....422
18447.....260
18458.....21
18459.....21
18463.....274
18464.....274
18465.....274
18466.....274
18467.....274
18468.....274
18485.....21
18486.....21
18487.....21
18490.....23
18494.....23
18497.....42
18501.....43
18502.....42
18506.....43
18506.DSP40.....43
18522.....36
18531.....36
18536.....44
18538.....45
18544.....37
18547.....37
18548.....37
18550.....37
18552.....37
18553.....37
18554.....309
18555.....38
18556.....38
18564.....26
18568.....26
18569.....26
18570.....162
18571.....162
18572.....162
18573.....162
18574.....162
18575.....162
18576.....162
18577.....162
18578.....162
18579.....162
18590.....162
18591.....162
18592.....162
18593.....162
18594.....166
18595.....166
18596.....166
18597.....166
18598.....166
18599.....166
18600.....166
18601.NST 166
18602.....166
18603.....166
18604.....163
18631.....229
18632.....229
18633.....229
18634.....229
18635.....229
18636.....229
18637.....224
18638.....224
18639.....224
18640.....180
18646.....375
18647.....375
18648.....375
18649.....421
18653.....163
18655.....55
18658.....78
18659.....78
18673.....233
18689.....58
18703.....188
18747.....208
18748.....208
18749.....208
18750.....208
18751.....208
18752.....208
18753.....208
18754.....208
18755.....209
18756.....209
18757.....209
18758.....209
18759.....209
18760.....209
18761.....209
18762.....209
18763.....209
18764.....209
18765.....209
18766.....209
18801.....235
18802.....235
18803.....235
18804.....309
18806.....233
18813.....221
18814.....221
18815.....221
18818.....98
18819.....374
18820.....374
18821.....374
18822.....374
18823.....374
18824.....174
18825.....174
18828.....211
18836.....252
18837.....252
18845.....421
18846.....338
18855.....338
18863.....398
18867.....174
18924.....369
18973.....238
18992.....21
19023.....172
19063.....172
19100.....188
19131.....56
19140.....369
19142.....369
19144.....369
19146.....369
19156.....369
19158.....369
19160.....369
19162.....369
19164.....369
19166.....369
19168.....369
19170.....369
19178.....369
19180.....369
19188.....369
19190.....369
19192.....369
19194.....369
19198.....369
19200.....369
19202.....369
19204.....369
19206.....369
19208.....369
19210.....369
19212.....369
19214.....369
19216.....398
19235.....375
19360.....215
19368.....31
19417.....366
19419.....366
19425.....367
19426.....367
19427.....367
19428.....367
19429.....367
19430.....367
19431.....367
19432.....367
19477.....219
19541.....389
19542.....389
19543.....389
19567.....417
19568.....417
19569.....417
19570.....417
19571.....417
19612.....164
19642.....375
19647.....35
19652.....41
19657.....375
19659.....263
19675.....263
19684.....374
19699.....180
19703.....180
19708.....415
19801.....374
19821.....365
19867.....180
19871.....180
19875.....180
19955.....182
19988.....397
20013.....56
20024.....387
20049.....74
20076.....372
20102.....163
20232.....215
20247.....177
20295.....189
20344.....124
20350.....125
20352.....263
20353.....263
20402.....123
20432.....119
20439.....244
20473.....243
20507.....182
20549.....334
20696.....156
20721.....180
20726.....130
20749.....387
20758.....188
20803.....93
20803.....95
20803.....99
20803.....103
20803.....110
20810.....56
20814.....56
20823.....340
20835.....318
20835.....347
20836.....347
20837.....347
20861.....287
20864.....287
20878.....130
20922.....343
20925.....343
20928.....343
20931.....46
20932.....46
20933.....46
20934.....46
20936.....46
20970.....108
20976.....420
21005.....120
21023.....379
21035.....343
21126.....374
21131.....374
21143.....313
21151.....145
21189.....120
21205.....265
21253.....254
21340.....224
21415.....165
21558.....214
21583.....347
21593.....367
21632.....188
21653.....147
21655.....380
21665.....327
21683.....365
21686.....182
21716.....213
21723.....183
21758.....235
21778.....176
21780.....188
21867.....206
21871.....206
21875.....206
21882.....215
21884.....215
21886.....244
21922.....308
21948.....213
21995.....214
21998.....213
21999.....213
22000.....213
22001.....214
22004.....213
22005.....213
22006.....214
22007.....214
22008.....214
22009.....214
22011.....111
22011.....113
22011.....145
22011.....148
22040.....422
22041.....165
22060.....374
22062.....374
22064.....374
22067.....182
22077.....374
22078.....374
22083.....374
22098.....418
22102.....374
22113.....360
22122.....173
22123.....173
22126.....169
22127.....169
22166.....213
22169.....214
22170.....214
22180.....214
22183.....214
22184.....214
22185.....214
22186.....214
22187.....214
22205.....113
22205.....148
22209.....343
22210.....343
22211.....343
22217.....113
22218.....340
22228.....214
22231.....215
22252.....233
22267.....235
22329.....111
22343.....173
22344.....173
22347.....169
22348.....169
22374.....362
22375.....362
22376.....362
22377.....185
22405.....172
22425.....372
22434.....217
22466.....21
22477.....46
22478.....46
22479.....46
22480.....46
22481.....46
22483.....46
22505.....167
22548.....46
22549.....46
22550.....46
22551.....46
22552.....46
22554.....46
22612.....228
22710.....46
22711.....46
22712.....46
22713.....46
22714.....46
22716.....46
22727.....85
22730.....85
22825.....23
22831.....46
22832.....46
22833.....46
22834.....46
22835.....46
22837.....46
22844.....374
22845.....374
22901.....20
22959.....306
22969.....21
22975.....46
22976.....46
22977.....46
22978.....46
22979.....46
22981.....46
22983.....26
22989.....46
22990.....46
22991.....46
22992.....46
22993.....46
22995.....46
23002.....217
23121.....298
23122.....298
23124.....298
23125.....298
23127.....298
23135.....64
23146.....306
23153.....396
23160.....17
23223.....217
23274.....174
23276.....374
23351.....397
23416.....276
23421.....279
23462.....210
23466.....210
23492.....166
23505.....187
23536.....265
23554.....222
23558.....222
23989.....178
24038.....178
24042.....178
24046.....178
24079.....178
24161.....46
24162.....46
24163.....46
24164.....46
24165.....46
24167.....46
24169.....178
24174.....178
24180.....259
24194.....166
24231.....182
24260.....182
24263.....182
24276.....372
24304.....81
24343.....387
24361.....387
24377.....178
24435.....166
24485.....207
24498.....275
24535.....373
24539.....397
24556.....61
24590.....103
24682.....397
24699.....287
24724.....262
24743.....271
24760.....397
24763.....252
24780.....85
24781.....85
24782.....85
24783.....85
24784.....85
24785.....85
24786.....85
24787.....85
24788.....85
24789.....85
24790.....85
24791.....85
24792.....215
24797.....46
24798.....46
24804.....46
24805.....46
24806.....46
24807.....46
24809.....46
24811.....46
24812.....46
24813.....46
24814.....46
24816.....46
24818.....46
24819.....46
24855.....305
24866.....215
24867.....305
24890.....46
24892.....46
24893.....46
24894.....46
24952.....210
24960.....187
24981.DSP40.....20
24985.....69
24997.....69
25002.....268
25010.....69
25015.....69
25020.....269
25021.....272
25022.....271
25038.....81
25039.....81
25052.....222
25053.....23
25098.....230
25167.....179
25199.....304
25203.....304
25217.....21
25269.....306
25272.....216
25364.....184
25422.....178
25428.....170
25459.....288
25506.....375
25521.....183
25533.....76
25581.....30
25593.....164
25597.....164
25603.....164
25608.....167
25686.....316
25702.....205
25712.....216
25728.....391
25729.....391
25734.....169
25833.....182
25842.....306
25843.....306
25844.....306
25875.....172
25916.....164
25921.....164
25947.....178
26043.....414
26044.....414
26045.....414
26046.....414
26142.....262
26205.....421
26206.....421
26237.....406
26265.....287
26383.....287
26413.....216
26421.....265
26469.....288
26469.AV 288
26488.....335
26489.....335
26490.....336
26491.....336
26492.....336
26493.....336
26494.....336
26495.....335
26544.....142
26545.....170
26646.....137
27017.....375
27023.....178
27048.....273
27105.....306
27196.....327
27197.....390
27198.....391
27218.....244
27232.....372
27235.....244
27258.....371
27262.....372
27264.....327
27265.....13
27269.....150
27308.....372
27310.....371
27422.....423
27487.....69
27507.....319
27512.....319
27518.....395
27544.....372
27546.....371
27564.....46
27565.....46
27566.....46
27567.....46
27568.....46
27570.....46
27580.....371
27621.....14
27642.....372
27655.....13
27660.....14
27698.....319
27700.....319
27717.....217
27763.....116
27807.....319
27812.....386
27841.....182
27844.....182
27846.....386
27847.....182
27911.....320
27913.....320
27916.....386
27930.....320
27959.....387
27965.....257
27980.....170
27988.....130
27997.....319
28000.....351
28005.....63
28006.....174
28011.....174
28062.....32
28066.....76
28102.....371
28107.....199
28157.....139
28172.....372
28173.....362
28174.....362
28175.....362
28176.....262
28188.....139
28289.....52
28291.....52
28293.....52
28294.....52
28317.....333
28379.....22
28412.....325
28414.....320
28417.....319
28434.....33
28444.....178
28451.....260
28461.....400
28481.....400
28485.....365
28496.....325
28514.....368
28515.....365
28516.....371
28517.....371
28518.....371
28519.....303
28522.....305
28523.....305
28596.....16
28597.....16
28598.....16
28599.....17
28600.....17
28601.....17
28605.....21
28606.....20
28607.....21
28608.....20
28609.....21
28610.....20
28611.....21
28612.....20
28613.....20
28614.....20
28615.....21
28616.....20
28617.....21
28618.....20
28619.....21
28620.....20

POK France - ZI Les Guignons - 10400 Nogent-sur-Seine - FRANCE
Tel: +33 (0)3 25 39 84 78 - Fax: +33 (0)3 25 39 84 90 - Email: export@pok.fr - Web: www.pok.fr

28621.....21
28622.....20
28623.....21
28624.....20
28625.....21
28626.....20
28627.....21
28628.....20
28629.....21
28630.....20
28631.....20
28632.....20
28633.....21
28634.....20
28635.....21
28636.....20
28637.....21
28638.....20
28639.....21
28640.....20
28641.....21
28642.....20
28643.....21
28644.....20
28645.....21
28646.....20
28647.....21
28648.....20
28649.....21
28650.....20
28651.....20
28652.....20
28653.....20
28654.....20
28655.....20
28656.....20
28657.....20
28658.....20
28659.....20
28660.....20
28661.....20
28662.....20
28663.....22
28664.....23
28665.....22
28666.....22
28667.....23
28668.....22
28669.....23
28670.....22
28671.....23
28672.....22
28673.....22
28674.....26
28675.....26
28676.....26
28677.....26
28678.....24
28679.....24
28680.....24
28681.....24
28682.....24
28683.....24
28684.....24
28685.....24
28686.....24
28687.....24
28688.....35
28689.....35
28690.....41
28691.....41
28693.....238
28694.....82
28697.....76
28698.....165
28706.....84
28707.....84
28708.....84
28709.....84
28710.....84
28711.....84
28712.....84
28713.....84
28714.....84
28715.....84
28716.....84
28717.....84
28718.....84
28719.....84
28720.....84
28741.....366
28750.....351
28751.....351
28752.....273
28766.....273
28770.....144
28850.....215
28884.....31
28905.....410
28912.....410
28918.....258
28944.....258
28962.....259
29001.....225
29072.....411
29085.....172
29088.....172
29100.....13
29113.....13
29142.....167
29152.....178
29161.....178
29176.....111
29209.....172
29225.....146
29234.....324
29250.....320
29281.....13
29285.....13
29289.....32
29290.....32
29297.....111
29307.....184
29313.....319
29314.....319
29315.....319
29316.....320
29317.....319
29318.....319
29319.....319
29322.....320
29323.....320
29329.....320
29340.....287
29349.....141
29361.....410
29367.....154
29368.....154
29369.....141
29372.....155
29373.....152
29374.....152
29403.....145
29403.....148
29411.....110
29412.....110
29413.....110
29414.....423
29415.....411
29428.....115
29437.....167
29440.....275
29447.....128
29457.....179
29471.....307
29472.....307
29473.....307
29474.....307
29479.Storz100 291
29502.....313
29523.....310
29524.....311
29525.....311
29536.....224
29536.C52 224
29558.....179
29601.....95
29736.....364
29799.....167
29804.....167
29902.....172
29918* 227
29921* 227
29956.....307
29983.....225
30043.....364
30046.....364
30052.....53
30052.FF1.....53
30146.....165
30169.....321
30229.....172
30233.....382
30261.....330
30292.....331
30348.....351
30349.....351
30366.....314
30366.....412
30384.....332
30387.....332
30418.....333
30495.....164
30521.....338
30521.C52 338
30527.....157
30577.....215
30612.....169
30675.....213
30697.....321
30727.....374
30730.....325
30742.....323
30746.....323
30749.....322
30790.....396
30799.....328
30807.....321
30845.....165
30848.....168
30851.....172
30904.....324
30963.....379
30969.....86
30969.....280
31162.....375
31179.....375
31230.....375
31280.....374
31291.....374
31293.....374
31296.....374
31297.....374
31298.....374
31323.....127
31338.....238
31369.....372
31373.....371
31416.....370
31427.....278
31430.....277
31433.....277
31439.....321
31459.....374
31481.....291
31485.....96
31538.....291
31559.....399
31560.....399
31825.....372
31830.....372
32012.....151
32054.....187
32127.....291
32129.....291
32131.....364
32191* 277
32256.....287
32313.....374
32394.....223
32394.Storz.....223
32403* 277
32474.....371
32483.....372
32582.....92
32589.....321
32634.....321
32648.....254
32662.....374
32677.....287
32721.....130
32724.....287
32741.....163
32751.....259
32768.....379
32779.....275
32790.....259
32826.....223
32826.Storz.....223
32899.....73
32955.....371
32957.....371
32972.....339
32972.ALLEMAND339
32972.ANGLAIS 339
32973.....339
32973.ALLEMAND339
32973.ANGLAIS 339
32974.....339
32974.ALLEMAND339
32974.ANGLAIS 339
32975.....339
32975.ALLEMAND339
32975.ANGLAIS 339
32986.....363
33192.....363
33220.....323
33225.....321
33236.....314
33236.....412
33348.....130
33375.....129
33375.PN16.....129
33416.....252
33508.....252
33529.....185
33542.....313
33544.....313
33565.....340
33609.....278
33643.....100
33730.....419
33761.....339
33764.....68
33796.....318
33796.....347
33818.....282
33821.....283
33824.....284
33828.....287
33837.....423
33863.....64
33896.....379
33897.....122
33936.....186
33985.....372
34031.....184
34035.....143
34079.....171
34110.....130
34153.....318
34153.....347
34171.....380
34188.....196
34289.....278
34297.....313
34333.....379
34343.....121
34377.....121
34434.....98
34435.....98
34439.....99
34447.....164
34457.....121
34477.....163
34502.....260
34578.....174
34593.....225
34646.....101
34678.....373
34701.....360
34705* 141
34755.....287
34840.....184
34847.....322
34901.....197
35043.....410
35102.....225
35180.....326
35181.....326
35198.....373
35226.....241
35290.....321
35291.....321
35292.....321
35295.....171
35328.....146
35415.....242
35528.....279
35537.....279
35558.....145
35558.....148
35582* 26
35582.Storz* 26
35585* 26
35585.Storz* 26
35588* 26
35588.Storz* 26
35591.....25
35591.Storz.....25
35594.....25
35594.Storz.....25
35597.....25
35597.Storz.....25
35600.....164
35603.....164
35606.....164
35648.....166
35649.....73
35666.....384
35667.....384
35669.....166
35673.....166
35676.....384
35677.....384
35685.....379
35698.....363
35702.....364
35703.....364
35704.....363
35707.....51
35708.....51
35710.....379
35712.....363
35723.....363
35733.....361
35792.....360
35797.....404
35851.....364
35853.....166
35861.....166
35865.....166
35894.....55
35929.....363
35971.....360
35972.....361
35980.....360
35982.....390
35987.....360
35994.....404
35997.....360
36140.....402
36141.....402
37006.....268
37009.....268
37012.....64
37021.....268
37023.....268
37025.....379
37049.....278
37055.....273
37074.....379
37077.....274
37108.....283
37119.....379
37127.....164
37133.....225
37136.....164
37139.....164
37142* 23
37145.....164
37148* 23
37151.....164
37154* 23
37181.....364
37184.....395
37200.....363
37215.....165
37228.....398
37233.....165
37236.....29
37236.Storz.....29
37251.....100
37254.....395
37293.....92
37296.....153
37302.....100
37305.....100
37308.....112
37309.....102
37322.....274
37323.....274
37324.....274
37325.....274
37333.....163
37344.....68
37347.....68
37367.....68
37370.....68
37390.....124
37395.....378
37426.....117
37481* 278
37584.....187
37647.....158
37681.....186
37699.....370
37701.....370
37950.....387
37951.....387
37952.....387
37953.....387
37954.....387
37955.....387
38026.....172
38041.....170
38071.....182
38311.....135
39004.....361
39004.....361
39360.....361
39360.....361
39362.....361
39364.....361
39366.....361
39366.....361
39376.....361
39376.....361
39378.....361
39378.....361
39476.....315
39476.hose 315
39573.....57
39585.....54
39589.....57
39640.....57
39642.....57
39652.....30
39652.C52 30
39697.....279
39700.....277
39704.....279
40018.....397
40024.....397
40267.....352
40600.....173
40611.....277
40677.....275
40680.....275
40683.....275
40686.....275
40689.....275
40692.....275
40695.....275
40698.....275
40701.....275
40704.....275
40707.....275
40710.....275
40713.....275
40716.....275
40719.....276
40722.....276
40725.....276
40728.....276
40731.....277
40734.....277
40737.....277
40740.....277
40743.....277
40746.....277
40749.....277
40752.....277
40755.....278
40758.....278
40761.....278
40764.....278
40767.....278
40770.....278
40773.....278
40893.....216
40894.....216
40895.....216
40896.....216
40902.....293
90017.....63
90018.....62
TC000995.....140
TC006022.....140
TC009277.....138
TC009884.....136

POK France - ZI Les Guignons - 10400 Nogent-sur-Seine - FRANCE
Tel: +33 (0)3 25 39 84 78 - Fax: +33 (0)3 25 39 84 90 - Email: export@pok.fr - Web: www.pok.fr

POK France - ZI Les Guignons - 10400 Nogent-sur-Seine - FRANCE
Tel: +33 (0)3 25 39 84 78 - Fax: +33 (0)3 25 39 84 90 - Email: export@pok.fr - Web: www.pok.fr










POK

FIREFIGHTING EQUIPMENT

POK SAS - ZI les Guignons - 10400 Nogent-sur-Seine - FRANCE
Tel: +33 (0)3 25 39 84 78 - Fax: +33 (0)3 25 39 84 90 - Email: info@pok.fr - web: www.pok.fr

RCS : Troyes 90 B 279

Photographs, pictures and texts are not contractually binding.
The information presented in this catalogue is subject to change without notice.

Warning: POK reserves the right to take legal action against any company that intends to market, duplicate, modify and/or reproduce any POK good or mark without prior permission. POK will seek damages and compensation against any violator, at a minium for loss sustained, which will be claimed by way of justice.













POK
FIREFIGHTING EQUIPMENT

POK SAS - ZI les Guignons - 10400 Nogent-sur-Seine - FRANCE
Tel : +33 (0)3 25 39 84 78 - Fax : +33 (0)3 25 39 84 90 - Email : info@pok.fr - web : www.pok.fr

UL REGISTERED FIRM

Quality Management DQS ISO 9001

CERTIFIED IQNet MANAGEMENT SYSTEM